



2019 NORCECA Women Champions Cup

P-3 Match players ranking




Match: 6 **Date:** 24/08/2019 **Spectators:** 1,900
City: Colorado Springs, CO
Hall: Olympic Training Center Sports Center 1
Match duration: **Start:** 17:24 **End:** 19:23 **Total:** 1:59

Teams	Sets	1	2	3	4	5	Total
USA	3	25	25	25	25		100
DOM	1	19	17	27	22		85
Duration:		0:25	0:25	0:32	0:28		1:50



USA • United States



Spike

Limit: 15.00%

Rk	No	Name	Pos.	Spikes	Faults	Shots	Total Attempts	Succ. %
1	21	Lee Simone	WS	14	4	9	27	51.85
2	15	Perry Veronica	WS	11	3	12	26	42.31
3	13	Wilhite Sarah	WS	9	4	22	35	25.71
-	3	Alhassan Rhamat	MB	7	0	6	13	
-	7	Evans Ashley	S	0	0	0	0	
-	8	Tapp Paige	MB	0	0	0	0	
-	14	Seliger-Swenson Samantha	S	1	1	0	2	
-	20	Benson Amanda	L	0	0	0	0	
-	22	Rolfzen Kadie	WS	0	0	0	0	
-	24	Rosenthal Jenna	MB	9	3	5	17	
-	25	Okaro Oluoma	OP	1	0	0	1	
Total Team				52	15	54	121	42.98



Block

Rk	No	Name	Pos.	Kill Blocks	Faults	Rebounds	Total Attempts	Avg. by set
1	21	Lee Simone	WS	5	1	2	8	1.25
2	13	Wilhite Sarah	WS	4	0	3	7	1.00
3	3	Alhassan Rhamat	MB	3	6	3	12	0.75
	24	Rosenthal Jenna	MB	3	7	8	18	0.75
-	7	Evans Ashley	S	0	0	0	0	
-	8	Tapp Paige	MB	0	0	0	0	
-	14	Seliger-Swenson Samantha	S	0	2	2	4	
-	15	Perry Veronica	WS	0	2	5	7	
-	20	Benson Amanda	L	0	0	0	0	
-	22	Rolfzen Kadie	WS	0	0	0	0	
-	25	Okaro Oluoma	OP	0	0	0	0	
Total Team				15	18	23	56	3.75



Serve

Rk	No	Name	Pos.	Aces	Faults	Serve Hits	Total Attempts	Avg. by set
1	3	Alhassan Rhamat	MB	3	5	15	23	0.75
2	15	Perry Veronica	WS	2	8	14	24	0.50
3	13	Wilhite Sarah	WS	1	1	13	15	0.25
	21	Lee Simone	WS	1	0	12	13	0.25
-	7	Evans Ashley	S	0	1	0	1	
-	8	Tapp Paige	MB	0	0	0	0	
-	14	Seliger-Swenson Samantha	S	0	0	13	13	
-	20	Benson Amanda	L	0	0	0	0	
-	22	Rolfzen Kadie	WS	0	0	0	0	
-	24	Rosenthal Jenna	MB	0	1	9	10	
-	25	Okaro Oluoma	OP	0	0	0	0	
Total Team				7	16	76	99	1.75

Team

Total Team	26	23	49
------------	----	----	----








2019 NORCECA Women Champions Cup

[P-3] Match players ranking



 Dig	Rk	No	Name	Pos.	Digs	Faults	Receptions	Total Attempts	Avg. by set
	1	20	Benson Amanda	L	11	2	2	15	2.75
	2	15	Perry Veronica	WS	9	1	1	11	2.25
	3	14	Seliger-Swenson Samantha	S	8	3	2	13	2.00
	4	21	Lee Simone	WS	7	2	4	13	1.75
	5	13	Wilhite Sarah	WS	6	1	0	7	1.50
	6	3	Alhassan Rhamat	MB	2	0	1	3	0.50
	24	Rosenthal Jenna	MB	2	0	0	2	0.50	
	8	25	Okaro Oluoma	OP	1	0	0	1	0.25
	-	7	Evans Ashley	S	0	0	0	0	
-	8	Tapp Paige	MB	0	0	0	0		
-	22	Rolfzen Kadie	WS	0	0	0	0		
Total Team					46	9	10	65	11.50

 Set	Rk	No	Name	Pos.	Running Sets	Faults	Still Sets	Total Attempts	Avg. by set
	1	14	Seliger-Swenson Samantha	S	18	0	74	92	4.50
	2	7	Evans Ashley	S	2	0	1	3	0.50
	-	3	Alhassan Rhamat	MB	0	0	0	0	
	-	8	Tapp Paige	MB	0	0	0	0	
	-	13	Wilhite Sarah	WS	0	0	5	5	
	-	15	Perry Veronica	WS	0	1	1	2	
	-	20	Benson Amanda	L	0	0	7	7	
	-	21	Lee Simone	WS	0	1	3	4	
	-	22	Rolfzen Kadie	WS	0	0	0	0	
-	24	Rosenthal Jenna	MB	0	0	0	0		
-	25	Okaro Oluoma	OP	0	0	0	0		
Total Team					20	2	91	113	5.00

 Reception Limit: 20.00%	Rk	No	Name	Pos.	Running Sets	Faults	Still Sets	Total Attempts	Eff. %
	1	20	Benson Amanda	L	9	0	8	17	52.94
	2	15	Perry Veronica	WS	22	2	18	42	47.62
	3	13	Wilhite Sarah	WS	7	0	9	16	43.75
	-	3	Alhassan Rhamat	MB	0	0	1	1	
	-	7	Evans Ashley	S	0	0	0	0	
	-	8	Tapp Paige	MB	0	0	0	0	
	-	14	Seliger-Swenson Samantha	S	0	0	0	0	
	-	21	Lee Simone	WS	0	0	0	0	
	-	22	Rolfzen Kadie	WS	0	0	0	0	
-	24	Rosenthal Jenna	MB	0	0	0	0		
-	25	Okaro Oluoma	OP	0	0	0	0		
Total Team					38	2	36	76	47.37








2019 NORCECA Women Champions Cup

P-3 Match players ranking



DOM • Dominican Republic

Rk	No	Name	Pos.						Total Attempts	Succ. %
				Spikes	Faults	Shots				
 Spike Limit: 15.00%	1	23	Gonzalez Lopez Gaila Ceneida	OP	11	7	7	25	44.00	
	2	16	Peña Isabel Yonkaira Paola	WS	11	5	15	31	35.48	
	3	22	Moreno Martinez Erasma	WS	7	4	17	28	25.00	
	-	2	Rodriguez Duran Yaneirys	L	0	0	0	0		
	-	4	Peralta Luna Vielka Michelle	WS	0	0	0	0		
	-	6	Dominguez Martinez Camil Inmaculada	S	0	0	0	0		
	-	7	Marte Frica Niverka Dharlenis	S	0	1	4	5		
	-	8	Arias Perez Candida Estefany	MB	2	3	3	8		
	-	9	Gonzalez Geraldine Sthefany	MB	0	0	0	0		
	-	10	Martinez Natalia	WS	1	4	3	8		
	-	11	Rodriguez Marifranchi	MB	1	0	0	1		
	-	17	Mambru Casilla Gina Altagracia	OP	7	5	5	17		
	-	21	Martinez Jineiry	MB	7	1	5	13		
	-	25	Martinez Caro Larysmer	L	0	0	0	0		
	Total Team					47	30	59	136	34.56
 Block	Rk	No	Name	Pos.	Kill Blocks	Faults	Rebounds	Total Attempts	Avg. by set	
	1	16	Peña Isabel Yonkaira Paola	WS	3	1	2	6	0.75	
	2	21	Martinez Jineiry	MB	2	5	5	12	0.50	
	3	17	Mambru Casilla Gina Altagracia	OP	1	1	1	3	0.25	
	23	Gonzalez Lopez Gaila Ceneida	OP	1	3	2	6	0.25		
	-	2	Rodriguez Duran Yaneirys	L	0	0	0	0		
	-	4	Peralta Luna Vielka Michelle	WS	0	0	0	0		
	-	6	Dominguez Martinez Camil Inmaculada	S	0	0	0	0		
	-	7	Marte Frica Niverka Dharlenis	S	0	1	0	1		
	-	8	Arias Perez Candida Estefany	MB	0	2	4	6		
	-	9	Gonzalez Geraldine Sthefany	MB	0	0	0	0		
	-	10	Martinez Natalia	WS	0	2	0	2		
	-	11	Rodriguez Marifranchi	MB	0	1	0	1		
	-	22	Moreno Martinez Erasma	WS	0	1	1	2		
	-	25	Martinez Caro Larysmer	L	0	0	0	0		
Total Team					7	17	15	39	1.75	
 Serve	Rk	No	Name	Pos.	Aces	Faults	Serve Hits	Total Attempts	Avg. by set	
	1	16	Peña Isabel Yonkaira Paola	WS	2	3	12	17	0.50	
	-	2	Rodriguez Duran Yaneirys	L	0	0	0	0		
	-	4	Peralta Luna Vielka Michelle	WS	0	0	1	1		
	-	6	Dominguez Martinez Camil Inmaculada	S	0	0	1	1		
	-	7	Marte Frica Niverka Dharlenis	S	0	0	15	15		
	-	8	Arias Perez Candida Estefany	MB	0	0	11	11		
	-	9	Gonzalez Geraldine Sthefany	MB	0	0	0	0		
	-	10	Martinez Natalia	WS	0	0	4	4		
	-	11	Rodriguez Marifranchi	MB	0	1	0	1		
	-	17	Mambru Casilla Gina Altagracia	OP	0	3	3	6		
	-	21	Martinez Jineiry	MB	0	2	11	13		
	-	22	Moreno Martinez Erasma	WS	0	1	7	8		
	-	23	Gonzalez Lopez Gaila Ceneida	OP	0	0	9	9		
	-	25	Martinez Caro Larysmer	L	0	0	0	0		
Total Team					2	10	74	86	0.50	
Team	Total Team				29	23		52		







2019 NORCECA Women Champions Cup

P-3 Match players ranking



 Dig	Rk	No	Name	Pos.	Digs	Faults	Receptions	Total Attempts	Avg. by set
	1	25	Martinez Caro Larysmer	L	16	3	4	23	4.00
	2	16	Peña Isabel Yonkaira Paola	WS	12	3	0	15	3.00
	3	7	Marte Frica Niverka Dharlenis	S	6	1	1	8	1.50
		22	Moreno Martinez Erasma	WS	6	0	0	6	1.50
		23	Gonzalez Lopez Gaila Ceneida	OP	6	2	0	8	1.50
	6	17	Mambru Casilla Gina Altagracia	OP	5	0	0	5	1.25
	7	21	Martinez Jineiry	MB	2	1	2	5	0.50
	8	8	Arias Perez Candida Estefany	MB	1	2	0	3	0.25
		10	Martinez Natalia	WS	1	1	0	2	0.25
-	2	Rodriguez Duran Yaneirys	L	0	0	0	0		
-	4	Peralta Luna Vielka Michelle	WS	0	0	0	0		
-	6	Dominguez Martinez Camil Inmaculada	S	0	0	0	0		
-	9	Gonzalez Geraldine Sthefany	MB	0	0	0	0		
-	11	Rodriguez Marifranchi	MB	0	0	0	0		
Total Team					55	13	7	75	13.75

 Set	Rk	No	Name	Pos.	Running Sets	Faults	Still Sets	Total Attempts	Avg. by set
	1	7	Marte Frica Niverka Dharlenis	S	4	0	98	102	1.00
	-	2	Rodriguez Duran Yaneirys	L	0	0	0	0	
	-	4	Peralta Luna Vielka Michelle	WS	0	0	0	0	
	-	6	Dominguez Martinez Camil Inmaculada	S	0	0	1	1	
	-	8	Arias Perez Candida Estefany	MB	0	0	1	1	
	-	9	Gonzalez Geraldine Sthefany	MB	0	0	0	0	
	-	10	Martinez Natalia	WS	0	0	0	0	
	-	11	Rodriguez Marifranchi	MB	0	0	1	1	
	-	16	Peña Isabel Yonkaira Paola	WS	0	0	5	5	
-	17	Mambru Casilla Gina Altagracia	OP	0	0	0	0		
-	21	Martinez Jineiry	MB	0	0	2	2		
-	22	Moreno Martinez Erasma	WS	0	0	1	1		
-	23	Gonzalez Lopez Gaila Ceneida	OP	0	0	2	2		
-	25	Martinez Caro Larysmer	L	0	0	10	10		
Total Team					4	0	121	125	1.00

 Reception Limit: 20.00%	Rk	No	Name	Pos.	Running Sets	Faults	Still Sets	Total Attempts	Eff. %
	1	16	Peña Isabel Yonkaira Paola	WS	21	3	19	43	41.86
	-	2	Rodriguez Duran Yaneirys	L	0	0	0	0	
	-	4	Peralta Luna Vielka Michelle	WS	0	0	1	1	
	-	6	Dominguez Martinez Camil Inmaculada	S	0	0	0	0	
	-	7	Marte Frica Niverka Dharlenis	S	0	0	0	0	
	-	8	Arias Perez Candida Estefany	MB	0	1	0	1	
	-	9	Gonzalez Geraldine Sthefany	MB	0	0	0	0	
	-	10	Martinez Natalia	WS	1	0	4	5	
	-	11	Rodriguez Marifranchi	MB	0	0	0	0	
-	17	Mambru Casilla Gina Altagracia	OP	1	0	0	1		
-	21	Martinez Jineiry	MB	0	0	0	0		
-	22	Moreno Martinez Erasma	WS	8	2	6	16		
-	23	Gonzalez Lopez Gaila Ceneida	OP	0	0	0	0		
-	25	Martinez Caro Larysmer	L	7	1	8	16		
Total Team					38	7	38	83	37.35

