



P-3 VOLLEYBALL • Match players ranking




2019 Men's U21 Panamerican Cup
Pool B

Match: 12 **Date:** 07/05/2019 **Spectators:** 1,600
City: Lima
Hall: Coliseo Manuel Bonilla
Match duration: **Start:** 21:50 **End:** 23:43 **Total:** 1:53

| Teams | Sets | 1 | 2 | 3 | 4 | 5 | Total |
|---------------------|----------|------|------|------|------|---|-------|
| PER | 1 | 9 | 28 | 15 | 15 | | 67 |
| CAN | 3 | 25 | 26 | 25 | 25 | | 101 |
| Set duration | | 0:23 | 0:34 | 0:22 | 0:25 | | 1:44 |


PER • Peru



Spike

Succ. %
Limit: 15.00%

| Rk | No | Name | Spikes | Faults | Shots | Total Attempts | Note |
|-------------------|----|----------------------------|--------|--------|-------|----------------|-------|
| 1 | 15 | Cerpa Angel <OP> | 8 | 4 | 6 | 18 | 44.44 |
| 2 | 23 | Calvera Sebastian <WS> | 9 | 10 | 11 | 30 | 30.00 |
| 3 | 8 | Jaramillo Maikel <WS> | 5 | 5 | 14 | 24 | 20.83 |
| - | 9 | Barbieri Daniel <MB> | 2 | 2 | 3 | 7 | |
| - | 4 | La Jara Santiago <MB> | 2 | - | 4 | 6 | |
| - | 17 | Carrasco Randal <WS> | 1 | - | 1 | 2 | |
| - | 22 | Gutierrez Marcelo <S> | 2 | - | - | 2 | |
| - | 10 | Silva-Santisteban Juan <S> | 1 | - | - | 1 | |
| - | 16 | Aguirre Edilmar <MB> | - | 1 | - | 1 | |
| - | 3 | Aguilar Orlando <S> | - | - | - | - | |
| - | 5 | Bocanegra Rodrigo <OP> | - | - | - | - | |
| - | 11 | Nakamatsu Jonathan <L> | - | - | - | - | |
| Others | | | - | - | - | - | |
| Total Team | | | 30 | 22 | 39 | 91 | 32.97 |



Block

Avg. by set

| Rk | No | Name | Kill Blocks | Faults | Rebounds | Total Attempts | Note |
|-------------------|----|----------------------------|-------------|--------|----------|----------------|------|
| 1 | 9 | Barbieri Daniel <MB> | 2 | 2 | 1 | 5 | 0.50 |
| - | 3 | Aguilar Orlando <S> | - | - | - | - | |
| - | 5 | Bocanegra Rodrigo <OP> | - | - | - | - | |
| - | 11 | Nakamatsu Jonathan <L> | - | - | - | - | |
| - | 16 | Aguirre Edilmar <MB> | - | - | - | - | |
| - | 17 | Carrasco Randal <WS> | - | - | - | - | |
| - | 22 | Gutierrez Marcelo <S> | - | - | 1 | 1 | |
| - | 23 | Calvera Sebastian <WS> | - | - | - | - | |
| - | 8 | Jaramillo Maikel <WS> | - | 1 | 1 | 2 | |
| - | 4 | La Jara Santiago <MB> | - | 7 | 4 | 11 | |
| - | 10 | Silva-Santisteban Juan <S> | - | 1 | - | 1 | |
| - | 15 | Cerpa Angel <OP> | - | 2 | - | 2 | |
| Others | | | - | - | - | - | |
| Total Team | | | 2 | 13 | 7 | 22 | 0.50 |



P-3 VOLLEYBALL • Match players ranking




2019 Men's U21 Panamerican Cup
Pool B

Match: 12 **Date:** 07/05/2019 **Spectators:** 1,600
City: Lima
Hall: Coliseo Manuel Bonilla
Match duration: **Start:** 21:50 **End:** 23:43 **Total:** 1:53

| Teams | Sets | 1 | 2 | 3 | 4 | 5 | Total |
|---------------------|----------|------|------|------|------|---|-------|
| PER | 1 | 9 | 28 | 15 | 15 | | 67 |
| CAN | 3 | 25 | 26 | 25 | 25 | | 101 |
| Set duration | | 0:23 | 0:34 | 0:22 | 0:25 | | 1:44 |

PER • Peru




Serve

Avg. by set

| Rk | No | Name | Aces | Faults | Serve Hits | Total Attempts | Note |
|-------------------|----|----------------------------|------|--------|------------|----------------|------|
| 1 | 8 | Jaramillo Maikel <WS> | 1 | - | 6 | 7 | 0.25 |
| 1 | 9 | Barbieri Daniel <MB> | 1 | 1 | 9 | 11 | 0.25 |
| 1 | 4 | La Jara Santiago <MB> | 1 | 1 | 8 | 10 | 0.25 |
| 1 | 23 | Calvera Sebastian <WS> | 1 | 4 | 8 | 13 | 0.25 |
| - | 5 | Bocanegra Rodrigo <OP> | - | - | 2 | 2 | |
| - | 11 | Nakamatsu Jonathan <L> | - | - | - | - | |
| - | 17 | Carrasco Randal <WS> | - | - | 1 | 1 | |
| - | 15 | Cerpa Angel <OP> | - | 1 | 6 | 7 | |
| - | 22 | Gutierrez Marcelo <S> | - | 1 | 5 | 6 | |
| - | 3 | Aguilar Orlando <S> | - | 1 | 4 | 5 | |
| - | 10 | Silva-Santisteban Juan <S> | - | 2 | 3 | 5 | |
| - | 16 | Aguirre Edilmar <MB> | - | 1 | - | 1 | |
| Others | | | - | - | - | - | |
| Total Team | | | 4 | 12 | 52 | 68 | 1.00 |

Team

| | | | |
|-------------------------------|----|---|----|
| Opponent errors & Team faults | 31 | - | 31 |
|-------------------------------|----|---|----|



Dig

Avg. by set

| Rk | No | Name | Digs | Faults | Receptions | Total Attempts | Note |
|-------------------|----|----------------------------|------|--------|------------|----------------|------|
| 1 | 11 | Nakamatsu Jonathan <L> | 10 | 11 | 14 | 35 | 2.50 |
| 2 | 8 | Jaramillo Maikel <WS> | 5 | 2 | 6 | 13 | 1.25 |
| 3 | 4 | La Jara Santiago <MB> | 3 | 1 | 2 | 6 | 0.75 |
| 3 | 10 | Silva-Santisteban Juan <S> | 3 | 3 | 6 | 12 | 0.75 |
| 5 | 9 | Barbieri Daniel <MB> | 1 | 1 | 3 | 5 | 0.25 |
| 5 | 23 | Calvera Sebastian <WS> | 1 | 6 | 5 | 12 | 0.25 |
| 5 | 15 | Cerpa Angel <OP> | 1 | 4 | 2 | 7 | 0.25 |
| 5 | 16 | Aguirre Edilmar <MB> | 1 | 2 | - | 3 | 0.25 |
| - | 17 | Carrasco Randal <WS> | - | 1 | 2 | 3 | |
| - | 3 | Aguilar Orlando <S> | - | 3 | 4 | 7 | |
| - | 22 | Gutierrez Marcelo <S> | - | 3 | 4 | 7 | |
| - | 5 | Bocanegra Rodrigo <OP> | - | 1 | - | 1 | |
| Others | | | - | - | - | - | |
| Total Team | | | 25 | 38 | 48 | 111 | 6.25 |



P-3 VOLLEYBALL • Match players ranking




2019 Men's U21 Panamerican Cup
Pool B

Match: 12 **Date:** 07/05/2019 **Spectators:** 1,600
City: Lima
Hall: Coliseo Manuel Bonilla
Match duration: **Start:** 21:50 **End:** 23:43 **Total:** 1:53

| Teams | Sets | 1 | 2 | 3 | 4 | 5 | Total |
|---------------------|----------|------|------|------|------|---|-------|
| PER | 1 | 9 | 28 | 15 | 15 | | 67 |
| CAN | 3 | 25 | 26 | 25 | 25 | | 101 |
| Set duration | | 0:23 | 0:34 | 0:22 | 0:25 | | 1:44 |


PER • Peru



Set

Avg. by set

| Rk | No | Name | Running Sets | Faults | Still Sets | Total Attempts | Note |
|-------------------|----|----------------------------|--------------|--------|------------|----------------|------|
| 1 | 10 | Silva-Santisteban Juan <S> | 2 | - | 44 | 46 | 0.50 |
| - | 3 | Aguilar Orlando <S> | - | - | - | - | |
| - | 4 | La Jara Santiago <MB> | - | - | - | - | |
| - | 5 | Bocanegra Rodrigo <OP> | - | - | - | - | |
| - | 8 | Jaramillo Maikel <WS> | - | - | 1 | 1 | |
| - | 9 | Barbieri Daniel <MB> | - | - | 1 | 1 | |
| - | 11 | Nakamatsu Jonathan <L> | - | - | 6 | 6 | |
| - | 15 | Cerpa Angel <OP> | - | - | 3 | 3 | |
| - | 16 | Aguirre Edilmar <MB> | - | - | - | - | |
| - | 17 | Carrasco Randal <WS> | - | - | - | - | |
| - | 23 | Calvera Sebastian <WS> | - | - | 1 | 1 | |
| - | 22 | Gutierrez Marcelo <S> | - | 2 | 20 | 22 | |
| Others | | | - | - | - | - | |
| Total Team | | | 2 | 2 | 76 | 80 | 0.50 |



Reception

Eff. %
Limit: 20.00%

| Rk | No | Name | Excellents | Faults | Serve Receptions | Total Attempts | Note |
|-------------------|----|----------------------------|------------|--------|------------------|----------------|-------|
| 1 | 11 | Nakamatsu Jonathan <L> | 11 | 1 | 16 | 28 | 35.71 |
| - | 16 | Aguirre Edilmar <MB> | - | - | 1 | 1 | |
| - | 4 | La Jara Santiago <MB> | - | - | - | - | |
| - | 9 | Barbieri Daniel <MB> | - | - | - | - | |
| - | 22 | Gutierrez Marcelo <S> | - | - | - | - | |
| - | 23 | Calvera Sebastian <WS> | - | 1 | 16 | 17 | |
| - | 17 | Carrasco Randal <WS> | - | 1 | 4 | 5 | |
| - | 8 | Jaramillo Maikel <WS> | 3 | 6 | 15 | 24 | |
| - | 3 | Aguilar Orlando <S> | 1 | 2 | - | 3 | |
| - | 5 | Bocanegra Rodrigo <OP> | - | 1 | - | 1 | |
| - | 10 | Silva-Santisteban Juan <S> | - | 1 | - | 1 | |
| - | 15 | Cerpa Angel <OP> | - | 1 | - | 1 | |
| Others | | | - | - | - | - | |
| Total Team | | | 15 | 14 | 52 | 81 | 1.23 |



P-3 VOLLEYBALL • Match players ranking




2019 Men's U21 Panamerican Cup
Pool B

Match: 12 **Date:** 07/05/2019 **Spectators:** 1,600
City: Lima
Hall: Coliseo Manuel Bonilla
Match duration: **Start:** 21:50 **End:** 23:43 **Total:** 1:53

| Teams | Sets | 1 | 2 | 3 | 4 | 5 | Total |
|---------------------|----------|------|------|------|------|---|-------|
| PER | 1 | 9 | 28 | 15 | 15 | | 67 |
| CAN | 3 | 25 | 26 | 25 | 25 | | 101 |
| Set duration | | 0:23 | 0:34 | 0:22 | 0:25 | | 1:44 |




CAN • Canada



Spike

Succ. %
Limit: 15.00%

| Rk | No | Name | Spikes | Faults | Shots | Total Attempts | Note |
|-------------------|----|------------------------|--------|--------|-------|----------------|-------|
| 1 | 9 | Tournier Alexis <WS> | 11 | 1 | 7 | 19 | 57.89 |
| 2 | 14 | Ketrzynski Xander <OP> | 10 | 2 | 7 | 19 | 52.63 |
| 3 | 15 | Liu Coltyn <WS> | 8 | 3 | 12 | 23 | 34.78 |
| - | 8 | Mrkalj Alexander <OP> | 5 | 1 | 7 | 13 | |
| - | 2 | Neaves Matthew <MB> | 6 | 1 | 1 | 8 | |
| - | 16 | Nesbitt Issac <MB> | 2 | - | 2 | 4 | |
| - | 4 | Sorra Tomas <S> | 1 | - | 2 | 3 | |
| - | 5 | Lange Luis <MB> | 2 | - | 1 | 3 | |
| - | 10 | Hofer Brodie <WS> | 1 | - | - | 1 | |
| - | 1 | Currie Landon <L> | - | - | - | - | |
| - | 3 | Dowhaniuk Michael <WS> | - | - | - | - | |
| - | 6 | Elser Mathias <S> | - | - | - | - | |
| Others | | | - | - | - | - | |
| Total Team | | | 46 | 8 | 39 | 93 | 49.46 |



Block

Avg. by set

| Rk | No | Name | Kill Blocks | Faults | Rebounds | Total Attempts | Note |
|-------------------|----|------------------------|-------------|--------|----------|----------------|------|
| 1 | 14 | Ketrzynski Xander <OP> | 2 | - | 1 | 3 | 0.50 |
| 1 | 2 | Neaves Matthew <MB> | 2 | 4 | 5 | 11 | 0.50 |
| 3 | 10 | Hofer Brodie <WS> | 1 | - | - | 1 | 0.25 |
| 3 | 9 | Tournier Alexis <WS> | 1 | 1 | 2 | 4 | 0.25 |
| 3 | 15 | Liu Coltyn <WS> | 1 | 3 | 5 | 9 | 0.25 |
| 3 | 16 | Nesbitt Issac <MB> | 1 | 3 | 4 | 8 | 0.25 |
| 3 | 4 | Sorra Tomas <S> | 1 | 4 | - | 5 | 0.25 |
| - | 1 | Currie Landon <L> | - | - | - | - | |
| - | 3 | Dowhaniuk Michael <WS> | - | - | - | - | |
| - | 6 | Elser Mathias <S> | - | - | - | - | |
| - | 5 | Lange Luis <MB> | - | 1 | - | 1 | |
| - | 8 | Mrkalj Alexander <OP> | - | 3 | - | 3 | |
| Others | | | - | - | - | - | |
| Total Team | | | 9 | 19 | 17 | 45 | 2.25 |



P-3 VOLLEYBALL • Match players ranking




2019 Men's U21 Panamerican Cup
Pool B

Match: 12 **Date:** 07/05/2019 **Spectators:** 1,600
City: Lima
Hall: Coliseo Manuel Bonilla
Match duration: **Start:** 21:50 **End:** 23:43 **Total:** 1:53

| Teams | Sets | 1 | 2 | 3 | 4 | 5 | Total |
|---------------------|----------|------|------|------|------|---|-------|
| PER | 1 | 9 | 28 | 15 | 15 | | 67 |
| CAN | 3 | 25 | 26 | 25 | 25 | | 101 |
| Set duration | | 0:23 | 0:34 | 0:22 | 0:25 | | 1:44 |



CAN • Canada




Serve

Avg. by set

| Rk | No | Name | Aces | Faults | Serve Hits | Total Attempts | Note |
|-------------------|----|------------------------|------|--------|------------|----------------|------|
| 1 | 9 | Tournier Alexis <WS> | 3 | 1 | 8 | 12 | 0.75 |
| 1 | 15 | Liu Coltyn <WS> | 3 | 5 | 15 | 23 | 0.75 |
| 3 | 2 | Neaves Matthew <MB> | 2 | 2 | 11 | 15 | 0.50 |
| 3 | 14 | Ketrzynski Xander <OP> | 2 | 1 | 4 | 7 | 0.50 |
| 3 | 16 | Nesbitt Issac <MB> | 2 | 2 | 6 | 10 | 0.50 |
| 3 | 4 | Sorra Tomas <S> | 2 | 4 | 13 | 19 | 0.50 |
| - | 1 | Currie Landon <L> | - | - | - | - | |
| - | 3 | Dowhaniuk Michael <WS> | - | - | - | - | |
| - | 5 | Lange Luis <MB> | - | - | 3 | 3 | |
| - | 6 | Elser Mathias <S> | - | - | - | - | |
| - | 10 | Hofer Brodie <WS> | - | 1 | 4 | 5 | |
| - | 8 | Mrkalj Alexander <OP> | - | 3 | 3 | 6 | |
| Others | | | - | - | - | - | |
| Total Team | | | 14 | 19 | 67 | 100 | 3.50 |

Team

| | | | |
|-------------------------------|----|---|----|
| Opponent errors & Team faults | 32 | - | 32 |
|-------------------------------|----|---|----|



Dig

Avg. by set

| Rk | No | Name | Digs | Faults | Receptions | Total Attempts | Note |
|-------------------|----|------------------------|------|--------|------------|----------------|------|
| 1 | 1 | Currie Landon <L> | 14 | 4 | 6 | 24 | 3.50 |
| 2 | 4 | Sorra Tomas <S> | 3 | - | 3 | 6 | 0.75 |
| 2 | 15 | Liu Coltyn <WS> | 3 | 4 | 5 | 12 | 0.75 |
| 4 | 9 | Tournier Alexis <WS> | 2 | 2 | 6 | 10 | 0.50 |
| 4 | 14 | Ketrzynski Xander <OP> | 2 | 1 | 2 | 5 | 0.50 |
| 4 | 8 | Mrkalj Alexander <OP> | 2 | 2 | - | 4 | 0.50 |
| 7 | 10 | Hofer Brodie <WS> | 1 | 1 | - | 2 | 0.25 |
| - | 2 | Neaves Matthew <MB> | - | - | - | - | |
| - | 3 | Dowhaniuk Michael <WS> | - | - | - | - | |
| - | 6 | Elser Mathias <S> | - | - | - | - | |
| - | 16 | Nesbitt Issac <MB> | - | - | - | - | |
| - | 5 | Lange Luis <MB> | - | 1 | - | 1 | |
| Others | | | - | - | - | - | |
| Total Team | | | 27 | 15 | 22 | 64 | 6.75 |



P-3 VOLLEYBALL • Match players ranking




2019 Men's U21 Panamerican Cup
Pool B

Match: 12 **Date:** 07/05/2019 **Spectators:** 1,600
City: Lima
Hall: Coliseo Manuel Bonilla
Match duration: **Start:** 21:50 **End:** 23:43 **Total:** 1:53

| Teams | Sets | 1 | 2 | 3 | 4 | 5 | Total |
|---------------------|----------|------|------|------|------|---|-------|
| PER | 1 | 9 | 28 | 15 | 15 | | 67 |
| CAN | 3 | 25 | 26 | 25 | 25 | | 101 |
| Set duration | | 0:23 | 0:34 | 0:22 | 0:25 | | 1:44 |




CAN • Canada



Set

Avg. by set

| Rk | No | Name | Running Sets | Faults | Still Sets | Total Attempts | Note |
|-------------------|----|------------------------|--------------|--------|------------|----------------|------|
| 1 | 4 | Sorra Tomas <S> | 31 | 1 | 45 | 77 | 7.75 |
| 2 | 5 | Lange Luis <MB> | 1 | - | - | 1 | 0.25 |
| - | 1 | Currie Landon <L> | - | - | 4 | 4 | |
| - | 2 | Neaves Matthew <MB> | - | - | - | - | |
| - | 3 | Dowhaniuk Michael <WS> | - | - | - | - | |
| - | 6 | Elser Mathias <S> | - | - | - | - | |
| - | 8 | Mrkalj Alexander <OP> | - | - | 2 | 2 | |
| - | 9 | Tournier Alexis <WS> | - | - | - | - | |
| - | 10 | Hofer Brodie <WS> | - | - | - | - | |
| - | 14 | Ketrzynski Xander <OP> | - | - | - | - | |
| - | 16 | Nesbitt Issac <MB> | - | - | 1 | 1 | |
| - | 15 | Liu Coltyn <WS> | - | 1 | 1 | 2 | |
| Others | | | - | - | - | - | |
| Total Team | | | 32 | 2 | 53 | 87 | 8.00 |



Reception

Eff. %
Limit: 20.00%

| Rk | No | Name | Excellents | Faults | Serve Receptions | Total Attempts | Note |
|-------------------|----|------------------------|------------|--------|------------------|----------------|-------|
| 1 | 9 | Tournier Alexis <WS> | 11 | - | 9 | 20 | 55.00 |
| 2 | 15 | Liu Coltyn <WS> | 10 | 2 | 6 | 18 | 44.44 |
| 3 | 1 | Currie Landon <L> | 3 | 2 | 7 | 12 | 8.33 |
| - | 10 | Hofer Brodie <WS> | 1 | - | 3 | 4 | |
| - | 4 | Sorra Tomas <S> | - | - | 1 | 1 | |
| - | 16 | Nesbitt Issac <MB> | - | - | 1 | 1 | |
| - | 2 | Neaves Matthew <MB> | - | - | - | - | |
| - | 3 | Dowhaniuk Michael <WS> | - | - | - | - | |
| - | 5 | Lange Luis <MB> | - | - | - | - | |
| - | 6 | Elser Mathias <S> | - | - | - | - | |
| - | 8 | Mrkalj Alexander <OP> | - | - | - | - | |
| - | 14 | Ketrzynski Xander <OP> | - | - | - | - | |
| Others | | | - | - | - | - | |
| Total Team | | | 25 | 4 | 27 | 56 | 37.50 |