



P-3 VOLLEYBALL • Match players ranking




2019 Men's U21 Panamerican Cup
Classification 5/8

Match: 16 **Date:** 10/05/2019 **Spectators:** 300
City: Lima
Hall: Coliseo Manuel Bonilla
Match duration: **Start:** 16:10 **End:** 18:39 **Total:** 2:29

Teams	Sets	1	2	3	4	5	Total
PER	2	25	25	20	21	11	102
USA	3	20	19	25	25	15	104
Set duration		0:26	0:31	0:29	0:30	0:21	2:17


PER • Peru



Spike

Succ. %
Limit: 15.00%

Rk	No	Name	Spikes	Faults	Shots	Total Attempts	Note
1	8	Jaramillo Maikel <WS>	13	7	8	28	46.43
2	15	Cerpa Angel <OP>	14	4	13	31	45.16
3	23	Calvera Sebastian <WS>	15	14	27	56	26.79
-	9	Barbieri Daniel <MB>	3	1	4	8	
-	4	La Jara Santiago <MB>	2	-	3	5	
-	10	Silva-Santisteban Juan <S>	1	1	2	4	
-	5	Bocanegra Rodrigo <OP>	2	-	-	2	
-	3	Aguilar Orlando <S>	-	-	-	-	
-	11	Nakamatsu Jonathan <L>	-	-	-	-	
-	16	Aguirre Edilmar <MB>	-	-	-	-	
-	17	Carrasco Randal <WS>	-	-	-	-	
-	22	Gutierrez Marcelo <S>	-	-	-	-	
Others			-	-	-	-	
Total Team			50	27	57	134	37.31



Block

Avg. by set

Rk	No	Name	Kill Blocks	Faults	Rebounds	Total Attempts	Note
1	4	La Jara Santiago <MB>	4	4	9	17	0.80
2	9	Barbieri Daniel <MB>	1	1	8	10	0.20
2	8	Jaramillo Maikel <WS>	1	1	5	7	0.20
2	10	Silva-Santisteban Juan <S>	1	4	2	7	0.20
-	3	Aguilar Orlando <S>	-	-	-	-	
-	5	Bocanegra Rodrigo <OP>	-	-	-	-	
-	11	Nakamatsu Jonathan <L>	-	-	-	-	
-	16	Aguirre Edilmar <MB>	-	-	-	-	
-	17	Carrasco Randal <WS>	-	-	-	-	
-	22	Gutierrez Marcelo <S>	-	-	-	-	
-	15	Cerpa Angel <OP>	-	5	7	12	
-	23	Calvera Sebastian <WS>	-	1	1	2	
Others			-	-	-	-	
Total Team			7	16	32	55	1.40



P-3 VOLLEYBALL • Match players ranking




2019 Men's U21 Panamerican Cup
Classification 5/8

Match: 16 **Date:** 10/05/2019 **Spectators:** 300
City: Lima
Hall: Coliseo Manuel Bonilla
Match duration: **Start:** 16:10 **End:** 18:39 **Total:** 2:29

Teams	Sets	1	2	3	4	5	Total
PER	2	25	25	20	21	11	102
USA	3	20	19	25	25	15	104
Set duration		0:26	0:31	0:29	0:30	0:21	2:17

PER • Peru




Serve

Avg. by set

Rk	No	Name	Aces	Faults	Serve Hits	Total Attempts	Note
1	8	Jaramillo Maikel <WS>	2	3	9	14	0.40
1	10	Silva-Santisteban Juan <S>	2	4	12	18	0.40
3	3	Aguilar Orlando <S>	1	-	7	8	0.20
3	17	Carrasco Randal <WS>	1	-	1	2	0.20
3	4	La Jara Santiago <MB>	1	4	14	19	0.20
-	11	Nakamatsu Jonathan <L>	-	-	-	-	
-	15	Cerpa Angel <OP>	-	-	10	10	
-	16	Aguirre Edilmar <MB>	-	-	-	-	
-	22	Gutierrez Marcelo <S>	-	-	1	1	
-	9	Barbieri Daniel <MB>	-	3	10	13	
-	23	Calvera Sebastian <WS>	-	4	9	13	
-	5	Bocanegra Rodrigo <OP>	-	3	2	5	
Others			-	-	-	-	
Total Team			7	21	75	103	1.40

Team

Opponent errors & Team faults	38	-	38
-------------------------------	----	---	----



Dig

Avg. by set

Rk	No	Name	Digs	Faults	Receptions	Total Attempts	Note
1	23	Calvera Sebastian <WS>	9	4	13	26	1.80
2	11	Nakamatsu Jonathan <L>	7	5	11	23	1.40
3	8	Jaramillo Maikel <WS>	6	2	7	15	1.20
4	4	La Jara Santiago <MB>	5	3	6	14	1.00
5	9	Barbieri Daniel <MB>	3	1	3	7	0.60
6	3	Aguilar Orlando <S>	2	-	4	6	0.40
6	15	Cerpa Angel <OP>	2	3	7	12	0.40
6	10	Silva-Santisteban Juan <S>	2	7	11	20	0.40
-	16	Aguirre Edilmar <MB>	-	-	-	-	
-	17	Carrasco Randal <WS>	-	-	-	-	
-	5	Bocanegra Rodrigo <OP>	-	2	1	3	
-	22	Gutierrez Marcelo <S>	-	2	1	3	
Others			-	-	-	-	
Total Team			36	29	64	129	7.20



P-3 VOLLEYBALL • Match players ranking




2019 Men's U21 Panamerican Cup
Classification 5/8

Match: 16 **Date:** 10/05/2019 **Spectators:** 300
City: Lima
Hall: Coliseo Manuel Bonilla
Match duration: **Start:** 16:10 **End:** 18:39 **Total:** 2:29

Teams	Sets	1	2	3	4	5	Total
PER	2	25	25	20	21	11	102
USA	3	20	19	25	25	15	104
Set duration		0:26	0:31	0:29	0:30	0:21	2:17


PER • Peru



Set

Avg. by set

Rk	No	Name	Running Sets	Faults	Still Sets	Total Attempts	Note
1	10	Silva-Santisteban Juan <S>	11	4	93	108	2.20
-	4	La Jara Santiago <MB>	-	-	2	2	
-	5	Bocanegra Rodrigo <OP>	-	-	-	-	
-	8	Jaramillo Maikel <WS>	-	-	1	1	
-	9	Barbieri Daniel <MB>	-	-	-	-	
-	11	Nakamatsu Jonathan <L>	-	-	14	14	
-	15	Cerpa Angel <OP>	-	-	-	-	
-	16	Aguirre Edilmar <MB>	-	-	-	-	
-	17	Carrasco Randal <WS>	-	-	-	-	
-	22	Gutierrez Marcelo <S>	-	-	3	3	
-	23	Calvera Sebastian <WS>	-	-	2	2	
-	3	Aguilar Orlando <S>	-	1	-	1	
Others			-	-	-	-	
Total Team			11	5	115	131	2.20



Reception

Eff. %
Limit: 20.00%

Rk	No	Name	Excellents	Faults	Serve Receptions	Total Attempts	Note
1	11	Nakamatsu Jonathan <L>	13	3	15	31	32.26
2	23	Calvera Sebastian <WS>	7	-	17	24	29.17
3	8	Jaramillo Maikel <WS>	8	2	18	28	21.43
-	3	Aguilar Orlando <S>	2	-	2	4	
-	4	La Jara Santiago <MB>	-	-	2	2	
-	5	Bocanegra Rodrigo <OP>	-	-	-	-	
-	9	Barbieri Daniel <MB>	-	-	-	-	
-	10	Silva-Santisteban Juan <S>	-	-	-	-	
-	15	Cerpa Angel <OP>	-	-	-	-	
-	16	Aguirre Edilmar <MB>	-	-	-	-	
-	22	Gutierrez Marcelo <S>	-	-	-	-	
-	17	Carrasco Randal <WS>	-	1	-	1	
Others			-	-	-	-	
Total Team			30	6	54	90	26.67



P-3 VOLLEYBALL • Match players ranking




2019 Men's U21 Panamerican Cup
Classification 5/8

Match: 16 **Date:** 10/05/2019 **Spectators:** 300
City: Lima
Hall: Coliseo Manuel Bonilla
Match duration: **Start:** 16:10 **End:** 18:39 **Total:** 2:29

Teams	Sets	1	2	3	4	5	Total
PER	2	25	25	20	21	11	102
USA	3	20	19	25	25	15	104
Set duration		0:26	0:31	0:29	0:30	0:21	2:17




USA • United States



Spike

Succ. %
Limit: 15.00%

Rk	No	Name	Spikes	Faults	Shots	Total Attempts	Note
1	13	Wildman Brett <WS>	11	4	17	32	34.38
2	15	Joslyn Devin <WS>	8	5	16	29	27.59
3	4	Wilcox Ryan <WS>	6	2	21	29	20.69
-	21	Sack Michael <MB>	7	1	7	15	
-	14	Denton Luke <OP>	3	4	4	11	
-	9	Lamp Kevin <WS>	2	3	4	9	
-	8	Ittner Taylor <S>	3	2	1	6	
-	20	Martin James <MB>	2	2	2	6	
-	1	Kauling Kevin <S>	1	-	4	5	
-	17	Tuman Canyon <MB>	1	2	-	3	
-	3	Peed V Garland <L>	-	-	-	-	
-	19	Matheney Anthony <MB>	-	-	-	-	
Others			-	-	-	-	
Total Team			44	25	76	145	30.34



Block

Avg. by set

Rk	No	Name	Kill Blocks	Faults	Rebounds	Total Attempts	Note
1	13	Wildman Brett <WS>	3	5	3	11	0.60
2	4	Wilcox Ryan <WS>	2	2	1	5	0.40
2	14	Denton Luke <OP>	2	3	1	6	0.40
4	21	Sack Michael <MB>	1	2	5	8	0.20
4	17	Tuman Canyon <MB>	1	2	2	5	0.20
-	3	Peed V Garland <L>	-	-	-	-	
-	19	Matheney Anthony <MB>	-	-	-	-	
-	8	Ittner Taylor <S>	-	1	3	4	
-	20	Martin James <MB>	-	2	2	4	
-	1	Kauling Kevin <S>	-	3	2	5	
-	9	Lamp Kevin <WS>	-	2	-	2	
-	15	Joslyn Devin <WS>	-	2	-	2	
Others			-	-	-	-	
Total Team			9	24	19	52	1.80




P-3 VOLLEYBALL • Match players ranking




2019 Men's U21 Panamerican Cup
Classification 5/8

Match: 16 **Date:** 10/05/2019 **Spectators:** 300
City: Lima
Hall: Coliseo Manuel Bonilla
Match duration: **Start:** 16:10 **End:** 18:39 **Total:** 2:29

Teams	Sets	1	2	3	4	5	Total
PER	2	25	25	20	21	11	102
USA	3	20	19	25	25	15	104
Set duration		0:26	0:31	0:29	0:30	0:21	2:17



USA • United States




Serve

Avg. by set

Rk	No	Name	Aces	Faults	Serve Hits	Total Attempts	Note
1	21	Sack Michael <MB>	2	2	12	16	0.40
1	1	Kauling Kevin <S>	2	1	3	6	0.40
3	17	Tuman Canyon <MB>	1	1	6	8	0.20
3	15	Joslyn Devin <WS>	1	3	16	20	0.20
3	4	Wilcox Ryan <WS>	1	3	10	14	0.20
-	3	Peed V Garland <L>	-	-	-	-	
-	8	Ittner Taylor <S>	-	-	11	11	
-	9	Lamp Kevin <WS>	-	-	6	6	
-	13	Wildman Brett <WS>	-	-	11	11	
-	19	Matheney Anthony <MB>	-	-	-	-	
-	20	Martin James <MB>	-	1	7	8	
-	14	Denton Luke <OP>	-	2	1	3	
Others			-	-	-	-	
Total Team			7	13	83	103	1.40

Team

Opponent errors & Team faults	44	-	44
-------------------------------	----	---	----



Dig

Avg. by set

Rk	No	Name	Digs	Faults	Receptions	Total Attempts	Note
1	3	Peed V Garland <L>	16	11	8	35	3.20
2	15	Joslyn Devin <WS>	6	7	10	23	1.20
3	4	Wilcox Ryan <WS>	5	1	5	11	1.00
4	8	Ittner Taylor <S>	3	-	4	7	0.60
4	13	Wildman Brett <WS>	3	2	9	14	0.60
6	9	Lamp Kevin <WS>	2	1	2	5	0.40
6	17	Tuman Canyon <MB>	2	1	1	4	0.40
6	14	Denton Luke <OP>	2	3	1	6	0.40
9	1	Kauling Kevin <S>	1	2	6	9	0.20
9	21	Sack Michael <MB>	1	3	-	4	0.20
-	19	Matheney Anthony <MB>	-	-	-	-	
-	20	Martin James <MB>	-	2	2	4	
Others			-	-	-	-	
Total Team			41	33	48	122	8.20



P-3 VOLLEYBALL • Match players ranking




2019 Men's U21 Panamerican Cup
Classification 5/8

Match: 16 **Date:** 10/05/2019 **Spectators:** 300
City: Lima
Hall: Coliseo Manuel Bonilla
Match duration: **Start:** 16:10 **End:** 18:39 **Total:** 2:29

Teams	Sets	1	2	3	4	5	Total
PER	2	25	25	20	21	11	102
USA	3	20	19	25	25	15	104
Set duration		0:26	0:31	0:29	0:30	0:21	2:17




USA • United States



Set

Avg. by set

Rk	No	Name	Running Sets	Faults	Still Sets	Total Attempts	Note
1	1	Kauling Kevin <S>	11	-	26	37	2.20
2	8	Ittner Taylor <S>	8	-	66	74	1.60
-	3	Peed V Garland <L>	-	-	5	5	
-	4	Wilcox Ryan <WS>	-	-	2	2	
-	9	Lamp Kevin <WS>	-	-	1	1	
-	13	Wildman Brett <WS>	-	-	3	3	
-	14	Denton Luke <OP>	-	-	-	-	
-	15	Joslyn Devin <WS>	-	-	2	2	
-	17	Tuman Canyon <MB>	-	-	1	1	
-	19	Matheney Anthony <MB>	-	-	-	-	
-	20	Martin James <MB>	-	-	1	1	
-	21	Sack Michael <MB>	-	-	1	1	
Others			-	-	-	-	
Total Team			19	-	108	127	3.80



Reception

Eff. %
Limit: 20.00%

Rk	No	Name	Excellents	Faults	Serve Receptions	Total Attempts	Note
1	3	Peed V Garland <L>	20	5	10	35	42.86
2	15	Joslyn Devin <WS>	10	2	17	29	27.59
-	4	Wilcox Ryan <WS>	6	-	3	9	
-	9	Lamp Kevin <WS>	1	-	5	6	
-	21	Sack Michael <MB>	2	-	1	3	
-	1	Kauling Kevin <S>	-	-	-	-	
-	8	Ittner Taylor <S>	-	-	-	-	
-	13	Wildman Brett <WS>	-	-	-	-	
-	14	Denton Luke <OP>	-	-	-	-	
-	17	Tuman Canyon <MB>	-	-	-	-	
-	19	Matheney Anthony <MB>	-	-	-	-	
-	20	Martin James <MB>	-	-	-	-	
Others			-	-	-	-	
Total Team			39	7	36	82	39.02