



P-3 VOLLEYBALL • Match players ranking




2019 Men's U21 Panamerican Cup
Pool A

Match: 7 **Date:** 06/05/2019 **Spectators:** 400
City: Lima
Hall: Coliseo Manuel Bonbilla
Match duration: **Start:** 18:00 **End:** 19:32 **Total:** 1:32

Teams	Sets	1	2	3	4	5	Total
DOM	0	17	21	23			61
USA	3	25	25	25			75
Set duration		0:26	0:30	0:30			1:26




DOM • Dominican Republic



Spike

Succ. %
Limit: 15.00%

Rk	No	Name	Spikes	Faults	Shots	Total Attempts	Note
1	1	Edouard Cadit Fuhit <OP>	7	6	3	16	43.75
2	2	Valdez Peña Bayron <WS>	10	6	14	30	33.33
3	5	Muñoz Lopez Brian <WS>	4	3	7	14	28.57
3	15	Mendez Jose Dawilin <MB>	4	3	7	14	28.57
-	6	Jimenez Del Orbe Joelvi <MB>	2	-	1	3	
-	3	Almonte Bismal <OP>	-	1	1	2	
-	12	Gonzalez Perez Adalberto <S>	-	2	-	2	
-	10	Reinoso Soto Luis <WS>	-	1	-	1	
-	8	Villar Cordero Erick <L>	-	-	-	-	
-	9	Capellan Rodriguez Jhoan <S>	-	-	-	-	
-	13	Ferreira Perez Erickson <MB>	-	-	-	-	
-	14	Martinez Lopez Oscar <OP>	-	-	-	-	
Others			-	-	-	-	
Total Team			27	22	33	82	32.93



Block

Avg. by set

Rk	No	Name	Kill Blocks	Faults	Rebounds	Total Attempts	Note
1	2	Valdez Peña Bayron <WS>	2	2	1	5	0.67
2	5	Muñoz Lopez Brian <WS>	1	-	-	1	0.33
2	6	Jimenez Del Orbe Joelvi <MB>	1	2	1	4	0.33
2	15	Mendez Jose Dawilin <MB>	1	4	3	8	0.33
-	8	Villar Cordero Erick <L>	-	-	-	-	
-	9	Capellan Rodriguez Jhoan <S>	-	-	-	-	
-	10	Reinoso Soto Luis <WS>	-	-	-	-	
-	13	Ferreira Perez Erickson <MB>	-	-	-	-	
-	14	Martinez Lopez Oscar <OP>	-	-	-	-	
-	12	Gonzalez Perez Adalberto <S>	-	2	2	4	
-	1	Edouard Cadit Fuhit <OP>	-	2	1	3	
-	3	Almonte Bismal <OP>	-	1	-	1	
Others			-	-	-	-	
Total Team			5	13	8	26	1.67



P-3 VOLLEYBALL • Match players ranking




2019 Men's U21 Panamerican Cup
Pool A

Match: 7 **Date:** 06/05/2019 **Spectators:** 400
City: Lima
Hall: Coliseo Manuel Bonbilla
Match duration: **Start:** 18:00 **End:** 19:32 **Total:** 1:32

Teams	Sets	1	2	3	4	5	Total
DOM	0	17	21	23			61
USA	3	25	25	25			75
Set duration		0:26	0:30	0:30			1:26



DOM • Dominican Republic




Serve

Avg. by set

Rk	No	Name	Aces	Faults	Serve Hits	Total Attempts	Note
1	3	Almonte Bismal <OP>	1	-	6	7	0.33
1	1	Edouard Cadit Fuhit <OP>	1	1	4	6	0.33
1	15	Mendez Jose Dawilin <MB>	1	2	4	7	0.33
-	6	Jimenez Del Orbe Joelvi <MB>	-	-	5	5	
-	8	Villar Cordero Erick <L>	-	-	-	-	
-	9	Capellan Rodriguez Jhoan <S>	-	-	-	-	
-	13	Ferreira Perez Erickson <MB>	-	-	-	-	
-	14	Martinez Lopez Oscar <OP>	-	-	-	-	
-	12	Gonzalez Perez Adalberto <S>	-	1	14	15	
-	5	Muñoz Lopez Brian <WS>	-	1	8	9	
-	2	Valdez Peña Bayron <WS>	-	4	6	10	
-	10	Reinoso Soto Luis <WS>	-	2	1	3	
Others			-	-	-	-	
Total Team			3	11	48	62	1.00

Team

Opponent errors & Team faults	26	-	26
-------------------------------	----	---	----



Dig

Avg. by set

Rk	No	Name	Digs	Faults	Receptions	Total Attempts	Note
1	8	Villar Cordero Erick <L>	9	4	6	19	3.00
2	5	Muñoz Lopez Brian <WS>	5	5	2	12	1.67
3	1	Edouard Cadit Fuhit <OP>	3	2	7	12	1.00
4	12	Gonzalez Perez Adalberto <S>	2	2	6	10	0.67
4	3	Almonte Bismal <OP>	2	1	1	4	0.67
6	10	Reinoso Soto Luis <WS>	1	1	-	2	0.33
-	13	Ferreira Perez Erickson <MB>	-	-	-	-	
-	14	Martinez Lopez Oscar <OP>	-	-	-	-	
-	9	Capellan Rodriguez Jhoan <S>	-	1	2	3	
-	2	Valdez Peña Bayron <WS>	-	5	4	9	
-	6	Jimenez Del Orbe Joelvi <MB>	-	1	-	1	
-	15	Mendez Jose Dawilin <MB>	-	1	-	1	
Others			-	-	-	-	
Total Team			22	23	28	73	7.33



P-3 VOLLEYBALL • Match players ranking




2019 Men's U21 Panamerican Cup
Pool A

Match: 7 **Date:** 06/05/2019 **Spectators:** 400
City: Lima
Hall: Coliseo Manuel Bonbilla
Match duration: **Start:** 18:00 **End:** 19:32 **Total:** 1:32

Teams	Sets	1	2	3	4	5	Total
DOM	0	17	21	23			61
USA	3	25	25	25			75
Set duration		0:26	0:30	0:30			1:26




DOM • Dominican Republic



Set

Avg. by set

Rk	No	Name	Running Sets	Faults	Still Sets	Total Attempts	Note
1	12	Gonzalez Perez Adalberto <S>	4	-	53	57	1.33
-	1	Edouard Cadit Fuhit <OP>	-	-	-	-	
-	2	Valdez Peña Bayron <WS>	-	-	3	3	
-	3	Almonte Bismal <OP>	-	-	-	-	
-	5	Muñoz Lopez Brian <WS>	-	-	-	-	
-	8	Villar Cordero Erick <L>	-	-	4	4	
-	9	Capellan Rodriguez Jhoan <S>	-	-	5	5	
-	10	Reinoso Soto Luis <WS>	-	-	-	-	
-	13	Ferreira Perez Erickson <MB>	-	-	-	-	
-	14	Martinez Lopez Oscar <OP>	-	-	-	-	
-	15	Mendez Jose Dawilin <MB>	-	-	-	-	
-	6	Jimenez Del Orbe Joelvi <MB>	-	1	1	2	
Others			-	-	-	-	
Total Team			4	1	66	71	1.33



Reception

Eff. %
Limit: 20.00%

Rk	No	Name	Excellents	Faults	Serve Receptions	Total Attempts	Note
1	2	Valdez Peña Bayron <WS>	12	3	13	28	32.14
2	8	Villar Cordero Erick <L>	7	1	11	19	31.58
-	5	Muñoz Lopez Brian <WS>	3	1	6	10	
-	12	Gonzalez Perez Adalberto <S>	-	-	1	1	
-	1	Edouard Cadit Fuhit <OP>	-	-	-	-	
-	3	Almonte Bismal <OP>	-	-	-	-	
-	6	Jimenez Del Orbe Joelvi <MB>	-	-	-	-	
-	9	Capellan Rodriguez Jhoan <S>	-	-	-	-	
-	10	Reinoso Soto Luis <WS>	-	-	-	-	
-	13	Ferreira Perez Erickson <MB>	-	-	-	-	
-	14	Martinez Lopez Oscar <OP>	-	-	-	-	
-	15	Mendez Jose Dawilin <MB>	-	-	-	-	
Others			-	-	-	-	
Total Team			22	5	31	58	29.31




P-3 VOLLEYBALL • Match players ranking




2019 Men's U21 Panamerican Cup
Pool A

Match: 7 **Date:** 06/05/2019 **Spectators:** 400
City: Lima
Hall: Coliseo Manuel Bonbilla
Match duration: **Start:** 18:00 **End:** 19:32 **Total:** 1:32

Teams	Sets	1	2	3	4	5	Total
DOM	0	17	21	23			61
USA	3	25	25	25			75
Set duration		0:26	0:30	0:30			1:26




USA • United States



Spike

Succ. %
Limit: 15.00%

Rk	No	Name	Spikes	Faults	Shots	Total Attempts	Note
1	15	Joslyn Devin <WS>	9	2	6	17	52.94
2	13	Wildman Brett <WS>	9	6	7	22	40.91
3	4	Wilcox Ryan <WS>	7	4	12	23	30.43
-	19	Matheney Anthony <MB>	5	3	3	11	
-	17	Tuman Canyon <MB>	3	1	1	5	
-	8	Ittner Taylor <S>	1	-	1	2	
-	1	Kauling Kevin <S>	-	-	-	-	
-	3	Peed V Garland <L>	-	-	-	-	
-	9	Lamp Kevin <WS>	-	-	-	-	
-	14	Denton Luke <OP>	-	-	-	-	
-	20	Martin James <MB>	-	-	-	-	
-	21	Sack Michael <MB>	-	-	-	-	
Others			-	-	-	-	
Total Team			34	16	30	80	42.50



Block

Avg. by set

Rk	No	Name	Kill Blocks	Faults	Rebounds	Total Attempts	Note
1	17	Tuman Canyon <MB>	5	2	3	10	1.67
2	4	Wilcox Ryan <WS>	4	1	1	6	1.33
3	13	Wildman Brett <WS>	2	3	2	7	0.67
4	15	Joslyn Devin <WS>	1	3	-	4	0.33
-	1	Kauling Kevin <S>	-	-	-	-	
-	3	Peed V Garland <L>	-	-	-	-	
-	9	Lamp Kevin <WS>	-	-	-	-	
-	14	Denton Luke <OP>	-	-	-	-	
-	20	Martin James <MB>	-	-	-	-	
-	21	Sack Michael <MB>	-	-	-	-	
-	19	Matheney Anthony <MB>	-	1	2	3	
-	8	Ittner Taylor <S>	-	3	3	6	
Others			-	-	-	-	
Total Team			12	13	11	36	4.00



P-3 VOLLEYBALL • Match players ranking




2019 Men's U21 Panamerican Cup
Pool A

Match: 7 **Date:** 06/05/2019 **Spectators:** 400
City: Lima
Hall: Coliseo Manuel Bonbilla
Match duration: **Start:** 18:00 **End:** 19:32 **Total:** 1:32

Teams	Sets	1	2	3	4	5	Total
DOM	0	17	21	23			61
USA	3	25	25	25			75
Set duration		0:26	0:30	0:30			1:26



USA • United States




Serve

Avg. by set

Rk	No	Name	Aces	Faults	Serve Hits	Total Attempts	Note
1	4	Wilcox Ryan <WS>	2	3	7	12	0.67
2	15	Joslyn Devin <WS>	1	2	7	10	0.33
2	19	Matheney Anthony <MB>	1	4	12	17	0.33
2	17	Tuman Canyon <MB>	1	2	5	8	0.33
-	3	Peed V Garland <L>	-	-	-	-	
-	9	Lamp Kevin <WS>	-	-	1	1	
-	20	Martin James <MB>	-	-	-	-	
-	21	Sack Michael <MB>	-	-	-	-	
-	8	Ittner Taylor <S>	-	1	15	16	
-	13	Wildman Brett <WS>	-	2	6	8	
-	1	Kauling Kevin <S>	-	1	-	1	
-	14	Denton Luke <OP>	-	1	-	1	
Others			-	-	-	-	
Total Team			5	16	53	74	1.67

Team

Opponent errors & Team faults	24	-	24
-------------------------------	----	---	----



Dig

Avg. by set

Rk	No	Name	Digs	Faults	Receptions	Total Attempts	Note
1	3	Peed V Garland <L>	9	2	7	18	3.00
2	15	Joslyn Devin <WS>	4	4	4	12	1.33
3	13	Wildman Brett <WS>	3	2	3	8	1.00
4	4	Wilcox Ryan <WS>	2	2	3	7	0.67
5	8	Ittner Taylor <S>	1	1	4	6	0.33
5	19	Matheney Anthony <MB>	1	1	2	4	0.33
-	1	Kauling Kevin <S>	-	-	-	-	
-	9	Lamp Kevin <WS>	-	-	-	-	
-	14	Denton Luke <OP>	-	-	-	-	
-	20	Martin James <MB>	-	-	-	-	
-	21	Sack Michael <MB>	-	-	-	-	
-	17	Tuman Canyon <MB>	-	1	2	3	
Others			-	-	-	-	
Total Team			20	13	25	58	6.67



P-3 VOLLEYBALL • Match players ranking




2019 Men's U21 Panamerican Cup
Pool A

Match: 7 **Date:** 06/05/2019 **Spectators:** 400
City: Lima
Hall: Coliseo Manuel Bonbilla
Match duration: **Start:** 18:00 **End:** 19:32 **Total:** 1:32

Teams	Sets	1	2	3	4	5	Total
DOM	0	17	21	23			61
USA	3	25	25	25			75
Set duration		0:26	0:30	0:30			1:26




USA • United States



Set

Avg. by set

Rk	No	Name	Running Sets	Faults	Still Sets	Total Attempts	Note
1	8	Ittner Taylor <S>	19	-	47	66	6.33
2	1	Kauling Kevin <S>	1	-	-	1	0.33
-	3	Peed V Garland <L>	-	-	2	2	
-	4	Wilcox Ryan <WS>	-	-	-	-	
-	9	Lamp Kevin <WS>	-	-	-	-	
-	13	Wildman Brett <WS>	-	-	1	1	
-	14	Denton Luke <OP>	-	-	-	-	
-	15	Joslyn Devin <WS>	-	-	-	-	
-	17	Tuman Canyon <MB>	-	-	1	1	
-	19	Matheney Anthony <MB>	-	-	-	-	
-	20	Martin James <MB>	-	-	-	-	
-	21	Sack Michael <MB>	-	-	-	-	
Others			-	-	-	-	
Total Team			20	-	51	71	6.67



Reception

Eff. %
Limit: 20.00%

Rk	No	Name	Excellents	Faults	Serve Receptions	Total Attempts	Note
1	3	Peed V Garland <L>	9	-	9	18	50.00
2	4	Wilcox Ryan <WS>	5	-	8	13	38.46
3	15	Joslyn Devin <WS>	7	1	10	18	33.33
-	1	Kauling Kevin <S>	-	-	-	-	
-	8	Ittner Taylor <S>	-	-	-	-	
-	9	Lamp Kevin <WS>	-	-	-	-	
-	14	Denton Luke <OP>	-	-	-	-	
-	17	Tuman Canyon <MB>	-	-	-	-	
-	19	Matheney Anthony <MB>	-	-	-	-	
-	20	Martin James <MB>	-	-	-	-	
-	21	Sack Michael <MB>	-	-	-	-	
-	13	Wildman Brett <WS>	-	2	-	2	
Others			-	-	-	-	
Total Team			21	3	27	51	35.29