



Match: 4 **Date:** 07/11/2023 **Spectators:** 1,400
City: Poza Rica, Veracruz
Hall: Gimnasio Municipal Miguel Hidalgo
Match duration: **Start:** 20:00 **End:** 22:14 **Total:** 1:04

| Teams | Sets | 1 | 2 | 3 | 4 | 5 | Total |
|------------------|----------|------|------|------|---|---|-------|
| MEX | 3 | 25 | 25 | 25 | | | 75 |
| SUR | 0 | 10 | 8 | 9 | | | 27 |
| Duration: | | 0:19 | 0:18 | 0:18 | | | 0:55 |




MEX • Mexico


|  Attack Limit: 15.00% | Rk | No | Name | Pos. | Attacks | Faults | Shots | Total Attempts | Succ. % |
|--|----|--------------------------------|-----------------------------------|------|---------|--------|-------|----------------|---------|
| | 1 | 3 | GONZALEZ RIVERA RICARDO | OP | 10 | 1 | 2 | 13 | 76.92 |
| | 2 | 9 | DIAZ ESPINOZA EMI YANIXAN | OH | 10 | 1 | 5 | 16 | 62.50 |
| | 3 | 7 | MELESIO TREJO SEBASTIAN EMILIANO | OH | 4 | 1 | 3 | 8 | 50.00 |
| | - | 1 | FAJARDO MARTINEZ DANIEL ALEJANDRO | L | 0 | 0 | 0 | 0 | |
| | - | 2 | REYES ESCOBEDO LEONARDO | MB | 1 | 0 | 0 | 1 | |
| | - | 6 | Hernandez Del Sol JUAN CARLOS | S | 0 | 0 | 0 | 0 | |
| | - | 8 | ALTAMIRANO STEVENS CESAR BERNARDO | OH | 2 | 0 | 1 | 3 | |
| | - | 10 | PRECIADO MAYTORENA DAVID | OH | 0 | 0 | 0 | 0 | |
| | - | 11 | VILLALOBOS ECHEVERRIA TOMAS | MB | 1 | 1 | 1 | 3 | |
| - | 13 | SILVA MONTEMAYOR RAUL HUMBERTO | MB | 3 | 1 | 1 | 5 | | |
| - | 17 | Gonzalez Gomez OSKAR DE JESUS | OH | 1 | 0 | 0 | 1 | | |
| - | 18 | DELGADO CEDEÑO MANUEL SANTIAGO | S | 2 | 0 | 1 | 3 | | |
| Total Team | | | | | 34 | 5 | 14 | 53 | 64.15 |


|  Block | Rk | No | Name | Pos. | Kill Blocks | Faults | Rebounds | Total Attempts | Avg. by set |
|--|----|--------------------------------|-----------------------------------|------|-------------|--------|----------|----------------|-------------|
| | 1 | 13 | SILVA MONTEMAYOR RAUL HUMBERTO | MB | 3 | 3 | 4 | 10 | 1.00 |
| | 2 | 7 | MELESIO TREJO SEBASTIAN EMILIANO | OH | 2 | 3 | 1 | 6 | 0.67 |
| | 4 | 11 | VILLALOBOS ECHEVERRIA TOMAS | MB | 2 | 1 | 0 | 3 | 0.67 |
| | 3 | 3 | GONZALEZ RIVERA RICARDO | OP | 1 | 2 | 0 | 3 | 0.33 |
| | - | 1 | FAJARDO MARTINEZ DANIEL ALEJANDRO | L | 0 | 0 | 0 | 0 | |
| | - | 2 | REYES ESCOBEDO LEONARDO | MB | 0 | 0 | 1 | 1 | |
| | - | 6 | Hernandez Del Sol JUAN CARLOS | S | 0 | 0 | 0 | 0 | |
| | - | 8 | ALTAMIRANO STEVENS CESAR BERNARDO | OH | 0 | 0 | 0 | 0 | |
| | - | 9 | DIAZ ESPINOZA EMI YANIXAN | OH | 0 | 0 | 1 | 1 | |
| - | 10 | PRECIADO MAYTORENA DAVID | OH | 0 | 0 | 0 | 0 | | |
| - | 17 | Gonzalez Gomez OSKAR DE JESUS | OH | 0 | 0 | 0 | 0 | | |
| - | 18 | DELGADO CEDEÑO MANUEL SANTIAGO | S | 0 | 0 | 0 | 0 | | |
| Total Team | | | | | 8 | 9 | 7 | 24 | 2.67 |

|  Serve | Rk | No | Name | Pos. | Aces | Faults | Serve Hits | Total Attempts | Avg. by set |
|--|----|-------------------------------|-----------------------------------|------|------|--------|------------|----------------|-------------|
| | 1 | 9 | DIAZ ESPINOZA EMI YANIXAN | OH | 6 | 2 | 9 | 17 | 2.00 |
| | 2 | 13 | SILVA MONTEMAYOR RAUL HUMBERTO | MB | 2 | 1 | 18 | 21 | 0.67 |
| | | 18 | DELGADO CEDEÑO MANUEL SANTIAGO | S | 2 | 2 | 12 | 16 | 0.67 |
| | - | 1 | FAJARDO MARTINEZ DANIEL ALEJANDRO | L | 0 | 0 | 0 | 0 | |
| | - | 2 | REYES ESCOBEDO LEONARDO | MB | 0 | 0 | 0 | 0 | |
| | - | 3 | GONZALEZ RIVERA RICARDO | OP | 0 | 3 | 2 | 5 | |
| | - | 6 | Hernandez Del Sol JUAN CARLOS | S | 0 | 1 | 0 | 1 | |
| | - | 7 | MELESIO TREJO SEBASTIAN EMILIANO | OH | 0 | 1 | 2 | 3 | |
| | - | 8 | ALTAMIRANO STEVENS CESAR BERNARDO | OH | 0 | 0 | 1 | 1 | |
| - | 10 | PRECIADO MAYTORENA DAVID | OH | 0 | 0 | 0 | 0 | | |
| - | 11 | VILLALOBOS ECHEVERRIA TOMAS | MB | 0 | 2 | 7 | 9 | | |
| - | 17 | Gonzalez Gomez OSKAR DE JESUS | OH | 0 | 0 | 0 | 0 | | |
| Total Team | | | | | 10 | 12 | 51 | 73 | 3.33 |

| Team | Total Team | 23 | 0 | 23 |
|------|------------|----|---|----|
|------|------------|----|---|----|


|  Dig | Rk | No | Name | Pos. | Digs | Faults | Receptions | Total Attempts | Avg. by set |
|---|----|-------------------------------|-----------------------------------|------|------|--------|------------|----------------|-------------|
| | 1 | 9 | DIAZ ESPINOZA EMI YANIXAN | OH | 8 | 0 | 0 | 8 | 2.67 |
| | 2 | 1 | FAJARDO MARTINEZ DANIEL ALEJANDRO | L | 5 | 0 | 0 | 5 | 1.67 |
| | 3 | 6 | Hernandez Del Sol JUAN CARLOS | S | 3 | 0 | 1 | 4 | 1.00 |
| | | 18 | DELGADO CEDEÑO MANUEL SANTIAGO | S | 3 | 0 | 1 | 4 | 1.00 |
| | 5 | 3 | GONZALEZ RIVERA RICARDO | OP | 2 | 0 | 0 | 2 | 0.67 |
| | | 7 | MELESIO TREJO SEBASTIAN EMILIANO | OH | 2 | 0 | 0 | 2 | 0.67 |
| | | 8 | ALTAMIRANO STEVENS CESAR BERNARDO | OH | 2 | 0 | 0 | 2 | 0.67 |
| | | 13 | SILVA MONTEMAYOR RAUL HUMBERTO | MB | 2 | 0 | 0 | 2 | 0.67 |
| | 9 | 11 | VILLALOBOS ECHEVERRIA TOMAS | MB | 1 | 0 | 0 | 1 | 0.33 |
| | 17 | Gonzalez Gomez OSKAR DE JESUS | OH | 1 | 0 | 0 | 1 | 0.33 | |
| - | 2 | REYES ESCOBEDO LEONARDO | MB | 0 | 0 | 0 | 0 | | |
| - | 10 | PRECIADO MAYTORENA DAVID | OH | 0 | 0 | 0 | 0 | | |
| Total Team | | | | | 29 | 0 | 2 | 31 | 9.67 |


|  Set | Rk | No | Name | Pos. | Running Sets | Faults | Still Sets | Total Attempts | Avg. by set |
|--|----|--------------------------------|-----------------------------------|------|--------------|--------|------------|----------------|-------------|
| | 1 | 18 | DELGADO CEDEÑO MANUEL SANTIAGO | S | 4 | 0 | 28 | 32 | 1.33 |
| | 2 | 6 | Hernandez Del Sol JUAN CARLOS | S | 1 | 1 | 6 | 8 | 0.33 |
| | - | 1 | FAJARDO MARTINEZ DANIEL ALEJANDRO | L | 0 | 0 | 4 | 4 | |
| | - | 2 | REYES ESCOBEDO LEONARDO | MB | 0 | 0 | 0 | 0 | |
| | - | 3 | GONZALEZ RIVERA RICARDO | OP | 0 | 0 | 2 | 2 | |
| | - | 7 | MELESIO TREJO SEBASTIAN EMILIANO | OH | 0 | 0 | 0 | 0 | |
| | - | 8 | ALTAMIRANO STEVENS CESAR BERNARDO | OH | 0 | 0 | 1 | 1 | |
| | - | 9 | DIAZ ESPINOZA EMI YANIXAN | OH | 0 | 0 | 0 | 0 | |
| | - | 10 | PRECIADO MAYTORENA DAVID | OH | 0 | 0 | 1 | 1 | |
| - | 11 | VILLALOBOS ECHEVERRIA TOMAS | MB | 0 | 0 | 0 | 0 | | |
| - | 13 | SILVA MONTEMAYOR RAUL HUMBERTO | MB | 0 | 0 | 0 | 0 | | |
| - | 17 | Gonzalez Gomez OSKAR DE JESUS | OH | 0 | 0 | 1 | 1 | | |
| Total Team | | | | | 5 | 1 | 43 | 49 | 1.67 |


|  Reception Limit: 20.00% | Rk | No | Name | Pos. | Excellents | Faults | Serve Receptions | Total Attempts | Eff. % |
|---|----|--------------------------------|-----------------------------------|------|------------|--------|------------------|----------------|--------|
| | 1 | 9 | DIAZ ESPINOZA EMI YANIXAN | OH | 4 | 0 | 2 | 6 | 66.67 |
| | 2 | 1 | FAJARDO MARTINEZ DANIEL ALEJANDRO | L | 7 | 0 | 4 | 11 | 63.64 |
| | 3 | 7 | MELESIO TREJO SEBASTIAN EMILIANO | OH | 1 | 0 | 4 | 5 | 20.00 |
| | - | 2 | REYES ESCOBEDO LEONARDO | MB | 0 | 0 | 0 | 0 | |
| | - | 3 | GONZALEZ RIVERA RICARDO | OP | 0 | 0 | 0 | 0 | |
| | - | 6 | Hernandez Del Sol JUAN CARLOS | S | 0 | 0 | 0 | 0 | |
| | - | 8 | ALTAMIRANO STEVENS CESAR BERNARDO | OH | 0 | 0 | 0 | 0 | |
| | - | 10 | PRECIADO MAYTORENA DAVID | OH | 0 | 0 | 0 | 0 | |
| | - | 11 | VILLALOBOS ECHEVERRIA TOMAS | MB | 0 | 0 | 0 | 0 | |
| - | 13 | SILVA MONTEMAYOR RAUL HUMBERTO | MB | 0 | 0 | 0 | 0 | | |
| - | 17 | Gonzalez Gomez OSKAR DE JESUS | OH | 0 | 0 | 1 | 1 | | |
| - | 18 | DELGADO CEDEÑO MANUEL SANTIAGO | S | 0 | 0 | 0 | 0 | | |
| Total Team | | | | | 12 | 0 | 11 | 23 | 52.17 |




SUR • Suriname


|  Attack Limit: 15.00% | Rk | No | Name | Pos. | Attacks | Faults | Shots | Total Attempts | Succ. % | |
|--|-------------------|----|------|----------------------|---------|--------|-------|----------------|---------|-------|
| | - | 1 | 1 | Benschop Roberto | OH | 3 | 4 | 3 | 10 | 30.00 |
| | - | 2 | 4 | Nasibdar Javier | OP | 4 | 11 | 11 | 26 | 15.38 |
| | - | 3 | 10 | Lie Ten Matthew | OH | 2 | 6 | 8 | 16 | 12.50 |
| | - | - | 2 | Olijveld Isaiah | OH | 0 | 0 | 0 | 0 | |
| | - | - | 6 | Griffith Khalil | MB | 0 | 1 | 0 | 1 | |
| | - | - | 7 | Aaron Rutchan | MB | 0 | 1 | 0 | 1 | |
| | - | - | 8 | Ibrahim Ion | L | 0 | 0 | 0 | 0 | |
| | - | - | 9 | Koendjibharie Jayden | S | 0 | 0 | 0 | 0 | |
| | - | - | 11 | Soewarto Jevon | OH | 0 | 0 | 0 | 0 | |
| | - | - | 12 | Cumberbatch Tony | OH | 0 | 0 | 0 | 0 | |
| | - | - | 13 | Mangoenardjo Emilio | S | 0 | 0 | 0 | 0 | |
| | - | - | 14 | Ponidjo Kaylen | L | 0 | 0 | 0 | 0 | |
| | Total Team | | | | | 9 | 23 | 22 | 54 | 16.67 |


|  Block | Rk | No | Name | Pos. | Kill Blocks | Faults | Rebounds | Total Attempts | Avg. by set | |
|--|-------------------|----|------|----------------------|-------------|--------|----------|----------------|-------------|--|
| | - | - | 1 | Benschop Roberto | OH | 0 | 0 | 0 | 0 | |
| | - | - | 2 | Olijveld Isaiah | OH | 0 | 0 | 0 | 0 | |
| | - | - | 4 | Nasibdar Javier | OP | 0 | 1 | 0 | 1 | |
| | - | - | 6 | Griffith Khalil | MB | 0 | 2 | 0 | 2 | |
| | - | - | 7 | Aaron Rutchan | MB | 0 | 2 | 1 | 3 | |
| | - | - | 8 | Ibrahim Ion | L | 0 | 0 | 0 | 0 | |
| | - | - | 9 | Koendjibharie Jayden | S | 0 | 0 | 0 | 0 | |
| | - | - | 10 | Lie Ten Matthew | OH | 0 | 3 | 0 | 3 | |
| | - | - | 11 | Soewarto Jevon | OH | 0 | 0 | 0 | 0 | |
| | - | - | 12 | Cumberbatch Tony | OH | 0 | 0 | 2 | 2 | |
| | - | - | 13 | Mangoenardjo Emilio | S | 0 | 0 | 0 | 0 | |
| | - | - | 14 | Ponidjo Kaylen | L | 0 | 0 | 0 | 0 | |
| | Total Team | | | | | 0 | 8 | 3 | 11 | |

|  Serve | Rk | No | Name | Pos. | Aces | Faults | Serve Hits | Total Attempts | Avg. by set | |
|--|-------------------|----|------|----------------------|------|--------|------------|----------------|-------------|--|
| | - | - | 1 | Benschop Roberto | OH | 0 | 0 | 4 | 4 | |
| | - | - | 2 | Olijveld Isaiah | OH | 0 | 0 | 0 | 0 | |
| | - | - | 4 | Nasibdar Javier | OP | 0 | 2 | 2 | 4 | |
| | - | - | 6 | Griffith Khalil | MB | 0 | 0 | 4 | 4 | |
| | - | - | 7 | Aaron Rutchan | MB | 0 | 1 | 3 | 4 | |
| | - | - | 8 | Ibrahim Ion | L | 0 | 0 | 0 | 0 | |
| | - | - | 9 | Koendjibharie Jayden | S | 0 | 0 | 4 | 4 | |
| | - | - | 10 | Lie Ten Matthew | OH | 0 | 2 | 4 | 6 | |
| | - | - | 11 | Soewarto Jevon | OH | 0 | 0 | 0 | 0 | |
| | - | - | 12 | Cumberbatch Tony | OH | 0 | 0 | 1 | 1 | |
| | - | - | 13 | Mangoenardjo Emilio | S | 0 | 1 | 1 | 2 | |
| | - | - | 14 | Ponidjo Kaylen | L | 0 | 0 | 0 | 0 | |
| | Total Team | | | | | 0 | 6 | 23 | 29 | |

| Team | Total Team | 18 | 15 | | 33 | |
|------|------------|----|----|--|----|--|
| | | | | | | |

|  Dig | Rk | No | Name | Pos. | Digs | Faults | Receptions | Total Attempts | Avg. by set |
|--|----|------------------|----------------------|------|------|--------|------------|----------------|-------------|
| | 1 | 8 | Ibrahim Ion | L | 5 | 1 | 0 | 6 | 1.67 |
| | 2 | 1 | Benschop Roberto | OH | 4 | 3 | 1 | 8 | 1.33 |
| | 3 | 10 | Lie Ten Matthew | OH | 2 | 2 | 2 | 6 | 0.67 |
| | 4 | 4 | Nasibdar Javier | OP | 1 | 1 | 0 | 2 | 0.33 |
| | - | 13 | Mangoenardjo Emilio | S | 1 | 0 | 2 | 3 | 0.33 |
| | - | 2 | Olijfeldt Isaiah | OH | 0 | 0 | 1 | 1 | |
| | - | 6 | Griffith Khalil | MB | 0 | 0 | 1 | 1 | |
| | - | 7 | Aaron Rutchan | MB | 0 | 0 | 0 | 0 | |
| | - | 9 | Koendjibharie Jayden | S | 0 | 2 | 0 | 2 | |
| - | 11 | Soewarto Jevon | OH | 0 | 0 | 0 | 0 | | |
| - | 12 | Cumberbatch Tony | OH | 0 | 0 | 0 | 0 | | |
| - | 14 | Ponidjo Kaylen | L | 0 | 2 | 0 | 2 | | |
| Total Team | | | | | 13 | 11 | 7 | 31 | 4.33 |

|  Set | Rk | No | Name | Pos. | Running Sets | Faults | Still Sets | Total Attempts | Avg. by set |
|--|----|---------------------|----------------------|------|--------------|--------|------------|----------------|-------------|
| | - | 1 | Benschop Roberto | OH | 0 | 0 | 3 | 3 | |
| | - | 2 | Olijfeldt Isaiah | OH | 0 | 0 | 0 | 0 | |
| | - | 4 | Nasibdar Javier | OP | 0 | 0 | 0 | 0 | |
| | - | 6 | Griffith Khalil | MB | 0 | 0 | 0 | 0 | |
| | - | 7 | Aaron Rutchan | MB | 0 | 0 | 0 | 0 | |
| | - | 8 | Ibrahim Ion | L | 0 | 0 | 1 | 1 | |
| | - | 9 | Koendjibharie Jayden | S | 0 | 1 | 37 | 38 | |
| | - | 10 | Lie Ten Matthew | OH | 0 | 0 | 1 | 1 | |
| | - | 11 | Soewarto Jevon | OH | 0 | 0 | 1 | 1 | |
| - | 12 | Cumberbatch Tony | OH | 0 | 0 | 0 | 0 | | |
| - | 13 | Mangoenardjo Emilio | S | 0 | 1 | 16 | 17 | | |
| - | 14 | Ponidjo Kaylen | L | 0 | 0 | 0 | 0 | | |
| Total Team | | | | | 0 | 2 | 59 | 61 | |

|  Reception | Rk | No | Name | Pos. | Excellents | Faults | Serve Receptions | Total Attempts | Eff. % |
|--|----|---------------------|----------------------|------|------------|--------|------------------|----------------|--------|
| | 1 | 1 | Benschop Roberto | OH | 10 | 2 | 12 | 24 | 33.33 |
| | 2 | 10 | Lie Ten Matthew | OH | 2 | 1 | 12 | 15 | 6.67 |
| | 3 | 14 | Ponidjo Kaylen | L | 1 | 5 | 7 | 13 | -30.77 |
| | - | 2 | Olijfeldt Isaiah | OH | 0 | 1 | 1 | 2 | |
| | - | 4 | Nasibdar Javier | OP | 0 | 0 | 0 | 0 | |
| | - | 6 | Griffith Khalil | MB | 0 | 0 | 0 | 0 | |
| | - | 7 | Aaron Rutchan | MB | 0 | 0 | 0 | 0 | |
| | - | 8 | Ibrahim Ion | L | 0 | 0 | 6 | 6 | |
| | - | 9 | Koendjibharie Jayden | S | 0 | 0 | 0 | 0 | |
| - | 11 | Soewarto Jevon | OH | 0 | 1 | 0 | 1 | | |
| - | 12 | Cumberbatch Tony | OH | 0 | 0 | 0 | 0 | | |
| - | 13 | Mangoenardjo Emilio | S | 0 | 0 | 0 | 0 | | |
| Total Team | | | | | 13 | 10 | 38 | 61 | 4.92 |

Limit: 20.00%