

Match: 8 **Date:** 08/11/2023 **Spectators:** 900
City: Poza Rica, Veracruz
Hall: Gimnasio Municipal Miguel Hidalgo
Match duration: **Start:** 20:00 **End:** 22:02 **Total:** 1:12

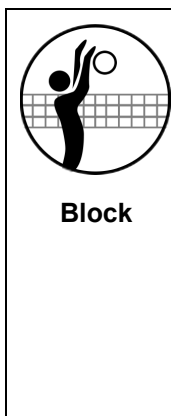
| Teams | Sets | 1 | 2 | 3 | 4 | 5 | Total |
|------------------|----------|------|------|------|---|---|-------|
| HON | 0 | 14 | 8 | 14 | | | 36 |
| MEX | 3 | 25 | 25 | 25 | | | 75 |
| Duration: | | 0:21 | 0:19 | 0:23 | | | 1:03 |




HON • Honduras



| Rk | No | Name | Pos. | Attacks | Faults | Shots | Total Attempts | Succ. % |
|-------------------|----|----------------------------------|------|---------|--------|-------|----------------|---------|
| 1 | 10 | Coca Blancaneaux Saul Eduardo | OH | 6 | 3 | 18 | 27 | 22.22 |
| 2 | 2 | Flores Gonzalez Roberto Aaron | OP | 2 | 4 | 12 | 18 | 11.11 |
| - | 1 | Palacio Varela Gabriel Alejandro | S | 0 | 0 | 2 | 2 | |
| - | 3 | Pavon Barrera Jean Carlos | OP | 0 | 0 | 0 | 0 | |
| - | 6 | Aguilar Fortin Luis Alejandro | OH | 0 | 0 | 0 | 0 | |
| - | 7 | Rubio Sierra Max Gadiel | MB | 0 | 0 | 1 | 1 | |
| - | 8 | Avila Mairena Mario Alberto | MB | 1 | 0 | 1 | 2 | |
| - | 9 | Banegas Davila Ian Warren | S | 0 | 2 | 1 | 3 | |
| - | 11 | Ramirez Espinoza Esdras Caleb | OH | 0 | 2 | 9 | 11 | |
| - | 12 | Benitez Romero Gregory Jose | L | 0 | 0 | 0 | 0 | |
| - | 21 | Lainez Jimenez Rafael Andres | OP | 0 | 0 | 1 | 1 | |
| - | 22 | Ellner Diaz Angel David | L | 0 | 0 | 0 | 0 | |
| Total Team | | | | 9 | 11 | 45 | 65 | 13.85 |



| Rk | No | Name | Pos. | Kill Blocks | Faults | Rebounds | Total Attempts | Avg. by set |
|-------------------|----|----------------------------------|------|-------------|--------|----------|----------------|-------------|
| 1 | 2 | Flores Gonzalez Roberto Aaron | OP | 1 | 0 | 0 | 1 | 0.33 |
| | 7 | Rubio Sierra Max Gadiel | MB | 1 | 1 | 1 | 3 | 0.33 |
| | 9 | Banegas Davila Ian Warren | S | 1 | 0 | 0 | 1 | 0.33 |
| - | 1 | Palacio Varela Gabriel Alejandro | S | 0 | 0 | 1 | 1 | |
| - | 3 | Pavon Barrera Jean Carlos | OP | 0 | 0 | 0 | 0 | |
| - | 6 | Aguilar Fortin Luis Alejandro | OH | 0 | 0 | 0 | 0 | |
| - | 8 | Avila Mairena Mario Alberto | MB | 0 | 4 | 4 | 8 | |
| - | 10 | Coca Blancaneaux Saul Eduardo | OH | 0 | 1 | 0 | 1 | |
| - | 11 | Ramirez Espinoza Esdras Caleb | OH | 0 | 1 | 0 | 1 | |
| - | 12 | Benitez Romero Gregory Jose | L | 0 | 0 | 0 | 0 | |
| - | 21 | Lainez Jimenez Rafael Andres | OP | 0 | 0 | 0 | 0 | |
| - | 22 | Ellner Diaz Angel David | L | 0 | 0 | 0 | 0 | |
| Total Team | | | | 3 | 7 | 6 | 16 | 1.00 |





| Rk | No | Name | Pos. | Aces | Faults | Serve Hits | Total Attempts | Avg. by set |
|-------------------|----|----------------------------------|------|------|--------|------------|----------------|-------------|
| 1 | 8 | Avila Mairena Mario Alberto | MB | 1 | 1 | 4 | 6 | 0.33 |
| - | 1 | Palacio Varela Gabriel Alejandro | S | 0 | 2 | 5 | 7 | |
| - | 2 | Flores Gonzalez Roberto Aaron | OP | 0 | 3 | 2 | 5 | |
| - | 3 | Pavon Barrera Jean Carlos | OP | 0 | 0 | 1 | 1 | |
| - | 6 | Aguilar Fortin Luis Alejandro | OH | 0 | 0 | 0 | 0 | |
| - | 7 | Rubio Sierra Max Gadiel | MB | 0 | 2 | 3 | 5 | |
| - | 9 | Banegas Davila Ian Warren | S | 0 | 1 | 0 | 1 | |
| - | 10 | Coca Blancaneaux Saul Eduardo | OH | 0 | 0 | 7 | 7 | |
| - | 11 | Ramirez Espinoza Esdras Caleb | OH | 0 | 1 | 4 | 5 | |
| - | 12 | Benitez Romero Gregory Jose | L | 0 | 0 | 0 | 0 | |
| - | 21 | Lainez Jimenez Rafael Andres | OP | 0 | 0 | 0 | 0 | |
| - | 22 | Ellner Diaz Angel David | L | 0 | 0 | 0 | 0 | |
| Total Team | | | | 1 | 10 | 26 | 37 | 0.33 |


Team

| | | | | | | |
|------------|--|----|----|--|----|--|
| Total Team | | 23 | 25 | | 48 | |
|------------|--|----|----|--|----|--|

P-3 Match players ranking

|  Dig | Rk | No | Name | Pos. | Digs | Faults | Receptions | Total Attempts | Avg. by set |
|---|----|-------------------------|----------------------------------|------|------|--------|------------|----------------|-------------|
| | 1 | 10 | Coca Blancaneaux Saul Eduardo | OH | 9 | 2 | 4 | 15 | 3.00 |
| | 22 | Ellner Diaz Angel David | L | 9 | 4 | 3 | 16 | 3.00 | |
| | 3 | 1 | Palacio Varela Gabriel Alejandro | S | 5 | 2 | 1 | 8 | 1.67 |
| | 4 | 2 | Flores Gonzalez Roberto Aaron | OP | 3 | 0 | 1 | 4 | 1.00 |
| | 5 | 11 | Ramirez Espinoza Esdras Caleb | OH | 2 | 1 | 4 | 7 | 0.67 |
| | 6 | 7 | Rubio Sierra Max Gadiel | MB | 1 | 0 | 0 | 1 | 0.33 |
| | | 8 | Avila Mairena Mario Alberto | MB | 1 | 0 | 1 | 2 | 0.33 |
| | | 9 | Banegas Davila Ian Warren | S | 1 | 0 | 0 | 1 | 0.33 |
| | | 12 | Benitez Romero Gregory Jose | L | 1 | 0 | 0 | 1 | 0.33 |
| | - | 3 | Pavon Barrera Jean Carlos | OP | 0 | 0 | 0 | 0 | |
| | - | 6 | Aguilar Fortin Luis Alejandro | OH | 0 | 0 | 0 | 0 | |
| | - | 21 | Lainez Jimenez Rafael Andres | OP | 0 | 0 | 0 | 0 | |
| Total Team | | | | | 32 | 9 | 14 | 55 | 10.67 |


|  Set | Rk | No | Name | Pos. | Running Sets | Faults | Still Sets | Total Attempts | Avg. by set |
|---|----|----|-------------------------------|----------------------------------|--------------|--------|------------|----------------|-------------|
| | | - | 1 | Palacio Varela Gabriel Alejandro | S | 0 | 2 | 53 | 55 |
| | - | 2 | Flores Gonzalez Roberto Aaron | OP | 0 | 0 | 4 | 4 | |
| | - | 3 | Pavon Barrera Jean Carlos | OP | 0 | 0 | 0 | 0 | |
| | - | 6 | Aguilar Fortin Luis Alejandro | OH | 0 | 0 | 0 | 0 | |
| | - | 7 | Rubio Sierra Max Gadiel | MB | 0 | 0 | 0 | 0 | |
| | - | 8 | Avila Mairena Mario Alberto | MB | 0 | 0 | 3 | 3 | |
| | - | 9 | Banegas Davila Ian Warren | S | 0 | 1 | 3 | 4 | |
| | - | 10 | Coca Blancaneaux Saul Eduardo | OH | 0 | 0 | 4 | 4 | |
| | - | 11 | Ramirez Espinoza Esdras Caleb | OH | 0 | 1 | 0 | 1 | |
| | - | 12 | Benitez Romero Gregory Jose | L | 0 | 1 | 0 | 1 | |
| | - | 21 | Lainez Jimenez Rafael Andres | OP | 0 | 0 | 1 | 1 | |
| | - | 22 | Ellner Diaz Angel David | L | 0 | 0 | 5 | 5 | |
| Total Team | | | | | 0 | 5 | 73 | 78 | |


|  Reception | Rk | No | Name | Pos. | Excellents | Faults | Serve Receptions | Total Attempts | Eff. % |
|---|----|----|----------------------------------|-------------------------------|------------|--------|------------------|----------------|--------|
| | | 1 | 11 | Ramirez Espinoza Esdras Caleb | OH | 2 | 2 | 13 | 17 |
| | 2 | 22 | Ellner Diaz Angel David | L | 3 | 4 | 18 | 25 | -4.00 |
| | - | 1 | Palacio Varela Gabriel Alejandro | S | 0 | 0 | 0 | 0 | |
| | - | 2 | Flores Gonzalez Roberto Aaron | OP | 1 | 1 | 4 | 6 | |
| | - | 3 | Pavon Barrera Jean Carlos | OP | 0 | 0 | 0 | 0 | |
| | - | 6 | Aguilar Fortin Luis Alejandro | OH | 0 | 0 | 0 | 0 | |
| | - | 7 | Rubio Sierra Max Gadiel | MB | 0 | 0 | 0 | 0 | |
| | - | 8 | Avila Mairena Mario Alberto | MB | 0 | 0 | 0 | 0 | |
| | - | 9 | Banegas Davila Ian Warren | S | 0 | 0 | 0 | 0 | |
| | - | 10 | Coca Blancaneaux Saul Eduardo | OH | 0 | 1 | 9 | 10 | |
| | - | 12 | Benitez Romero Gregory Jose | L | 0 | 0 | 4 | 4 | |
| | - | 21 | Lainez Jimenez Rafael Andres | OP | 0 | 0 | 0 | 0 | |
| Total Team | | | | | 6 | 8 | 48 | 62 | -3.23 |


Limit: 20.00%




MEX • Mexico


|  Attack Limit: 15.00% | Rk | No | Name | Pos. | Attacks | Faults | Shots | Total Attempts | Succ. % |
|--|----|--------------------------------|-----------------------------------|------|---------|--------|-------|----------------|---------|
| | 1 | 3 | GONZALEZ RIVERA RICARDO | OP | 17 | 5 | 6 | 28 | 60.71 |
| | 2 | 9 | DIAZ ESPINOZA EMI YANIXAN | OH | 13 | 4 | 8 | 25 | 52.00 |
| | - | 1 | FAJARDO MARTINEZ DANIEL | L | 0 | 0 | 0 | 0 | |
| | - | 2 | REYES ESCOBEDO LEONARDO | MB | 0 | 0 | 0 | 0 | |
| | - | 6 | Hernandez Del Sol JUAN CARLOS | S | 0 | 0 | 0 | 0 | |
| | - | 7 | MELESIO TREJO SEBASTIAN EMILIANO | OH | 1 | 1 | 4 | 6 | |
| | - | 8 | ALTAMIRANO STEVENS CESAR BERNARDO | OP | 0 | 1 | 0 | 1 | |
| | - | 10 | PRECIADO MAYTORENA DAVID | OH | 0 | 0 | 0 | 0 | |
| | - | 11 | VILLALOBOS ECHEVERRIA TOMAS | MB | 4 | 0 | 3 | 7 | |
| - | 13 | SILVA MONTEMAYOR RAUL HUMBERTO | MB | 1 | 0 | 1 | 2 | | |
| - | 17 | Gonzalez Gomez OSKAR DE JESUS | OH | 2 | 1 | 5 | 8 | | |
| - | 18 | DELGADO CEDEÑO MANUEL SANTIAGO | S | 3 | 0 | 0 | 3 | | |
| Total Team | | | | | 41 | 12 | 27 | 80 | 51.25 |


|  Block | Rk | No | Name | Pos. | Kill Blocks | Faults | Rebounds | Total Attempts | Avg. by set |
|---|----|--------------------------------|-----------------------------------|------|-------------|--------|----------|----------------|-------------|
| | 1 | 3 | GONZALEZ RIVERA RICARDO | OP | 1 | 3 | 2 | 6 | 0.33 |
| | | 9 | DIAZ ESPINOZA EMI YANIXAN | OH | 1 | 0 | 1 | 2 | 0.33 |
| | | 11 | VILLALOBOS ECHEVERRIA TOMAS | MB | 1 | 1 | 6 | 8 | 0.33 |
| | | 13 | SILVA MONTEMAYOR RAUL HUMBERTO | MB | 1 | 1 | 4 | 6 | 0.33 |
| | - | 1 | FAJARDO MARTINEZ DANIEL | L | 0 | 0 | 0 | 0 | |
| | - | 2 | REYES ESCOBEDO LEONARDO | MB | 0 | 0 | 0 | 0 | |
| | - | 6 | Hernandez Del Sol JUAN CARLOS | S | 0 | 0 | 0 | 0 | |
| | - | 7 | MELESIO TREJO SEBASTIAN EMILIANO | OH | 0 | 0 | 1 | 1 | |
| | - | 8 | ALTAMIRANO STEVENS CESAR BERNARDO | OP | 0 | 0 | 0 | 0 | |
| - | 10 | PRECIADO MAYTORENA DAVID | OH | 0 | 0 | 0 | 0 | | |
| - | 17 | Gonzalez Gomez OSKAR DE JESUS | OH | 0 | 0 | 0 | 0 | | |
| - | 18 | DELGADO CEDEÑO MANUEL SANTIAGO | S | 0 | 1 | 0 | 1 | | |
| Total Team | | | | | 4 | 6 | 14 | 24 | 1.33 |

|  Serve | Rk | No | Name | Pos. | Aces | Faults | Serve Hits | Total Attempts | Avg. by set |
|--|----|-------------------------------|-----------------------------------|------|------|--------|------------|----------------|-------------|
| | 1 | 9 | DIAZ ESPINOZA EMI YANIXAN | OH | 3 | 3 | 8 | 14 | 1.00 |
| | 2 | 3 | GONZALEZ RIVERA RICARDO | OP | 2 | 1 | 7 | 10 | 0.67 |
| | | 13 | SILVA MONTEMAYOR RAUL HUMBERTO | MB | 2 | 1 | 15 | 18 | 0.67 |
| | 4 | 18 | DELGADO CEDEÑO MANUEL SANTIAGO | S | 1 | 0 | 15 | 16 | 0.33 |
| | - | 1 | FAJARDO MARTINEZ DANIEL ALEJANDRO | L | 0 | 0 | 0 | 0 | |
| | - | 2 | REYES ESCOBEDO LEONARDO | MB | 0 | 0 | 0 | 0 | |
| | - | 6 | Hernandez Del Sol JUAN CARLOS | S | 0 | 0 | 1 | 1 | |
| | - | 7 | MELESIO TREJO SEBASTIAN EMILIANO | OH | 0 | 3 | 4 | 7 | |
| | - | 8 | ALTAMIRANO STEVENS CESAR BERNARDO | OP | 0 | 0 | 0 | 0 | |
| - | 10 | PRECIADO MAYTORENA DAVID | OH | 0 | 0 | 1 | 1 | | |
| - | 11 | VILLALOBOS ECHEVERRIA TOMAS | MB | 0 | 2 | 3 | 5 | | |
| - | 17 | Gonzalez Gomez OSKAR DE JESUS | OH | 0 | 2 | 0 | 2 | | |
| Total Team | | | | | 8 | 12 | 54 | 74 | 2.67 |

| Team | Total Team | 22 | 0 | 22 |
|-------------|------------|----|---|----|
|-------------|------------|----|---|----|

|  Dig | Rk | No | Name | Pos. | Digs | Faults | Receptions | Total Attempts | Avg. by set |
|---|----|-----------------------------------|-----------------------------------|------|------|--------|------------|----------------|-------------|
| | 1 | 1 | FAJARDO MARTINEZ DANIEL ALEJANDRO | L | 16 | 1 | 1 | 18 | 5.33 |
| | 2 | 9 | DIAZ ESPINOZA EMI YANIXAN | OH | 9 | 1 | 1 | 11 | 3.00 |
| | 3 | 3 | GONZALEZ RIVERA RICARDO | OP | 7 | 1 | 0 | 8 | 2.33 |
| | 4 | 7 | MELESIO TREJO SEBASTIAN EMILIANO | OH | 6 | 0 | 1 | 7 | 2.00 |
| | | 18 | DELGADO CEDEÑO MANUEL SANTIAGO | S | 6 | 0 | 0 | 6 | 2.00 |
| | 6 | 17 | Gonzalez Gomez OSKAR DE JESUS | OH | 4 | 0 | 0 | 4 | 1.33 |
| | 7 | 13 | SILVA MONTEMAYOR RAUL HUMBERTO | MB | 2 | 1 | 0 | 3 | 0.67 |
| | 8 | 11 | VILLALOBOS ECHEVERRIA TOMAS | MB | 1 | 1 | 1 | 3 | 0.33 |
| | - | 2 | REYES ESCOBEDO LEONARDO | MB | 0 | 0 | 0 | 0 | |
| - | 6 | Hernandez Del Sol JUAN CARLOS | S | 0 | 0 | 0 | 0 | | |
| - | 8 | ALTAMIRANO STEVENS CESAR BERNARDO | OP | 0 | 0 | 0 | 0 | | |
| - | 10 | PRECIADO MAYTORENA DAVID | OH | 0 | 0 | 0 | 0 | | |
| Total Team | | | | | 51 | 5 | 4 | 60 | 17.00 |

|  Set | Rk | No | Name | Pos. | Running Sets | Faults | Still Sets | Total Attempts | Avg. by set |
|--|----|--------------------------------|-----------------------------------|------|--------------|--------|------------|----------------|-------------|
| | 1 | 18 | DELGADO CEDEÑO MANUEL SANTIAGO | S | 10 | 0 | 51 | 61 | 3.33 |
| | 2 | 6 | Hernandez Del Sol JUAN CARLOS | S | 1 | 0 | 4 | 5 | 0.33 |
| | - | 1 | FAJARDO MARTINEZ DANIEL ALEJANDRO | L | 0 | 0 | 4 | 4 | |
| | - | 2 | REYES ESCOBEDO LEONARDO | MB | 0 | 0 | 0 | 0 | |
| | - | 3 | GONZALEZ RIVERA RICARDO | OP | 0 | 0 | 1 | 1 | |
| | - | 7 | MELESIO TREJO SEBASTIAN EMILIANO | OH | 0 | 0 | 0 | 0 | |
| | - | 8 | ALTAMIRANO STEVENS CESAR BERNARDO | OP | 0 | 0 | 0 | 0 | |
| | - | 9 | DIAZ ESPINOZA EMI YANIXAN | OH | 0 | 0 | 1 | 1 | |
| | - | 10 | PRECIADO MAYTORENA DAVID | OH | 0 | 0 | 0 | 0 | |
| - | 11 | VILLALOBOS ECHEVERRIA TOMAS | MB | 0 | 0 | 1 | 1 | | |
| - | 13 | SILVA MONTEMAYOR RAUL HUMBERTO | MB | 0 | 0 | 0 | 0 | | |
| - | 17 | Gonzalez Gomez OSKAR DE JESUS | OH | 0 | 0 | 1 | 1 | | |
| Total Team | | | | | 11 | 0 | 63 | 74 | 3.67 |

|  Reception | Rk | No | Name | Pos. | Excellents | Faults | Serve Receptions | Total Attempts | Eff. % |
|--|-------------------|----|-------------------------------|-------------------------------|------------|--------|------------------|----------------|--------|
| | | 1 | 17 | Gonzalez Gomez OSKAR DE JESUS | OH | 2 | 0 | 4 | 6 |
| | 2 | 1 | FAJARDO MARTINEZ DANIEL | L | 2 | 1 | 9 | 12 | 8.33 |
| | - | 2 | REYES ESCOBEDO LEONARDO | MB | 0 | 0 | 0 | 0 | |
| | - | 3 | GONZALEZ RIVERA RICARDO | OP | 0 | 0 | 0 | 0 | |
| | - | 6 | Hernandez Del Sol JUAN CARLOS | S | 0 | 0 | 0 | 0 | |
| | - | 7 | MELESIO TREJO SEBASTIAN | OH | 2 | 0 | 2 | 4 | |
| | - | 8 | ALTAMIRANO STEVENS CESAR | OP | 0 | 0 | 0 | 0 | |
| | - | 9 | BERNARDO | OP | 0 | 0 | 0 | 0 | |
| | - | 10 | DIAZ ESPINOZA EMI YANIXAN | OH | 1 | 0 | 4 | 5 | |
| | - | 11 | PRECIADO MAYTORENA DAVID | OH | 0 | 0 | 0 | 0 | |
| | - | 11 | VILLALOBOS ECHEVERRIA TOMAS | MB | 0 | 0 | 0 | 0 | |
| | - | 13 | SILVA MONTEMAYOR RAUL | MB | 0 | 0 | 0 | 0 | |
| | - | 13 | HUMBERTO | MB | 0 | 0 | 0 | 0 | |
| | - | 18 | DELGADO CEDEÑO MANUEL | S | 0 | 0 | 0 | 0 | |
| | - | 18 | SANTIAGO | S | 0 | 0 | 0 | 0 | |
| Limit: 20.00% | Total Team | | | | 7 | 1 | 19 | 27 | 22.22 |