



Barbados



Cuba



Guatemala



Mexico



Nicaragua



Puerto Rico



USA



Daily Bulletin #4

Boletín Diario #4

Wednesday, July 16, 2014 * Miércoles, 16 de julio 2014





Calendario y Formato de Competencia / Competition Format and Match Schedule

GROUP-A											
No.	Date	Time	Teams			Set	Result per set (points)				
							1	2	3	4	5
2	14-jul	12:00	PUR	vs	ANT	0-0					
4	14-jul	18:00	USA	vs	NCA	3-0	25-13	25-11	25-13		
6	15-jul	16:00	NCA	vs	PUR	0-3	14-25	28-30	18-25		
8	15-jul	12:00	USA	vs	ANT						
10	16-jul	12:00	ANT	vs	NCA						
12	16-jul	18:00	USA	vs	PUR	3-0	25-17	25-18	25-18		

GROUP-B											
No.	Date	Time	Teams			Set	Result per set (points)				
							1	2	3	4	5
1	14-jul	14:00	BAR	vs	MEX	0-3	17-25	16-25	14-25		
3	14-jul	16:00	GUA	vs	CUB	0-3	14-25	12-25	13-25		
5	15-jul	14:00	CUB	vs	BAR	3-0	25-13	25-21	25-17		
7	15-jul	18:00	MEX	vs	GUA	3-0	25-16	25-15	25-12		
9	16-jul	14:00	GUA	vs	BAR	3-2	25-21	18-25	24-26	26-24	15-13
11	16-jul	16:00	CUB	vs	MEX	3-2	25-17	19-25	10-25	25-17	18-16

QUARTERFINALS											
No.	Date	Time	Teams			Set	Result per set (points)				
							1	2	3	4	5
13	17-jul	14:00	MEX 2nd B	vs	NCA 3rd A	0-0					
14	17-jul	16:00	PUR 2nd A	vs	GUA 3rd B						

FINAL CLASSIFICATION 5/6											
No.	Date	Time	Teams			Set	Result per set (points)				
							1	2	3	4	5
15	18-jul	14:00	Loser of M13	vs	Loser of M14	0-0					

SEMIFINALS											
No.	Date	Time	Teams			Set	Result per set (points)				
							1	2	3	4	5
16	18-jul	16:00	1st B CUB	vs	Winner of M14* (or M13)	0-0					
17	18-jul	18:00	1st A USA	vs	Winner of M13* (or M14)						

FINALS											
No.	Date	Time	Teams			Set	Result per set (points)				
							1	2	3	4	5
18	19-jul	16:00	Loser of M17	vs	Loser of M16	0-0					
19	19-jul	18:00	Winner of M17	vs	Winner of M16						

*NOTE1: For the Classification, Quarterfinal and Semifinal Rounds, according to the FIVB General Competition Regulations, it must be avoided that teams from the same group play each other.

*NOTE2: According to the established competition format and the FIVB General Regulations, for the Classification, Quarterfinal and

*NOTE3: Loser of M14 = Loser of Match #14, etc.



U19 Continental Championship

July 12-20, 2014 / Tulsa, Oklahoma



Programa de Entrenamiento / Training Schedule

Día / Day	Hora / Time	Tulsa Convention Center / Competition Venue	Tulsa Convention Center / Training I	Tulsa Convention Center / Training II
17-jul-14	07:30		MEX 2nd B (14:00)	NCA 3rd A (14:00)
	09:00		PUR 2nd A (16:00)	GUA 3rd B (16:00)
	10:30		USA 1st A	CUB 1st B
	12:00			
	14:00		MEX 2nd B vs NCA 3rd A	
	16:00		PUR 2nd A vs GUA 3rd B	
	18:00			
18-jul-14	07:30		Loser of M14 (14:00)	Loser of M13 (14:00)
	09:00		CUB 1st B (16:00)	Winner of M14* (or M13) (16:00)
	10:30		USA 1st A (18:00)	Winner of M13* (or M14) (18:00)
	12:00			
	14:00		Loser of M14 vs Loser of M13	
	16:00		CUB 1st B vs Winner of M14* (or M13)	
	18:00		USA 1st A vs Winner of M13* (or M14)	
19-jul-14	07:30			
	09:00		Loser of M16 (16:00)	Loser of M17 (16:00)
	10:30		Winner of M16 (18:00)	Winner of M17 (18:00)
	12:00			
	14:00			
	16:00		Loser of M17 vs Loser of M16	
18:00		Winner of M17 vs Winner of M16		





P-4 VOLLEYBALL • Collated results & ranking

NORCEGA Boys' Youth Championship 2014

Results of Wednesday, July 16, 2014



MATCH RESULTS

GROUP A

No	Date	Teams	Set	Result per set (points)					Total Points	Time	Spectators
				1	2	3	4	5			
2	7/14/2014	PUR - ANT									
4	7/14/2014	USA - NCA	3-0	25-13	25-11	25-13			75- 37	1:11	153
6	7/15/2014	NCA - PUR	0-3	14-25	28-30	18-25			60- 80	1:25	65
8	7/15/2014	USA - ANT									
10	7/16/2014	ANT - NCA									
12	7/16/2014	USA - PUR	3-0	25-17	25-18	25-18			75- 53	1:24	177

GROUP B

No	Date	Teams	Set	Result per set (points)					Total Points	Time	Spectators
				1	2	3	4	5			
1	7/14/2014	BAR - MEX	0-3	17-25	16-25	14-25			47- 75	1:14	52
3	7/14/2014	GUA - CUB	0-3	14-25	12-25	13-25			39- 75	1:08	100
5	7/15/2014	CUB - BAR	3-0	25-13	25-21	25-17			75- 51	1:08	50
7	7/15/2014	MEX - GUA	3-0	25-16	25-15	25-12			75- 43	1:10	142
9	7/16/2014	GUA - BAR	3-2	25-21	18-25	24-26	26-24	15-13	108-109	2:07	100
11	7/16/2014	CUB - MEX	3-2	25-17	19-25	10-25	25-17	18-16	97-100	2:03	217

TEAM RANKING

GROUP A

Rk	Code	Team	Matches				Results Details						Points			Sets		
			Pts	T	W	L	3-0	3-1	3-2	2-3	1-3	0-3	W	L	Ratio	W	L	Ratio
1	USA	United States	10	2	2	0	2	0	0	0	0	0	150	90	1.667	6	0	MAX
2	PUR	Puerto Rico	5	2	1	1	1	0	0	0	1	133	135	0.985	3	3	1.000	
3	NCA	Nicaragua	0	2	0	2	0	0	0	0	2	97	155	0.626	0	6		
4	ANT	Antigua & Barbuda	0	0	0	0	0	0	0	0	0	0	0		0	0		

GROUP B

Rk	Code	Team	Matches				Results Details						Points			Sets		
			Pts	T	W	L	3-0	3-1	3-2	2-3	1-3	0-3	W	L	Ratio	W	L	Ratio
1	CUB	Cuba	13	3	3	0	2	0	1	0	0	0	247	190	1.300	9	2	4.500
2	MEX	Mexico	12	3	2	1	2	0	0	1	0	0	250	187	1.337	8	3	2.667
3	GUA	Guatemala	3	3	1	2	0	0	1	0	0	2	190	259	0.734	3	8	0.375
4	BAR	Barbados	2	3	0	3	0	0	0	1	0	2	207	258	0.802	2	9	0.222





P-2 VOLLEYBALL • Match result



NORCEGA Boys' Youth Championship 2014
GROUP B

Match: 9 **Date:** 7/16/2014 **Spectators:** 100
City: Tulsa, OK
Hall: Cox Business Center Arena
Match duration: Start: 14:00 End: 16:07 Total: 2:07

Teams	Sets	1	2	3	4	5	Total
GUA	3	25	18	24	26	15	108
BAR	2	21	25	26	24	13	109
Set duration		0:25	0:22	0:26	0:26	0:16	1:55

Referees: Aixa SANFIORENZO (PUR) & Michelle PRATER (USA)

GUA • Guatemala		1	2	3	4	5	Pts
1	LEON DU HENRY (OH)	■	■	■	■	■	5
3	CHACON WAGNER (OH)	■	■	■	■	■	26
4	PAZ BRENNAN (OPP)	□	□	□			
5	FLORES ERIK (OPP)	■	■	■	■	■	27
6	PINEDA EDRAS (MB)		□	■	■	■	3
7	RUANO ADAN (S)	□	□	■	■	■	2
8	MENDOZA RICARDO (MB)	■	■				3
9	ALVARADO DAVID (OPP)						
10	DE LOS ANGELES CRISTIAN (MB)	■	■	■	■	■	3
11	L JUAREZ ERICK (L)	L	L	L	L	L	
12	MALDONADO EDGAR (S)	■	■		□		1
13	MEJIA JAVIER (OH)				□	□	

Coach: ALVINZI PELAEZ ALDAN (GUA)
Assistant:

BAR • Barbados		1	2	3	4	5	Pts
1	L JORDAN ASHAN (L)	L	L	L	L	L	
3	CYRUS CARLOS (OH)	■	■	■	■	■	20
5	NILES ADAM (OH)	■	■	■	■	■	11
7	BEST ATIBA (MB)				□	□	
8	STAPLETON ANDRIY (OH)	■	■	■	■	■	28
11	BLADES SHEVIN (MB)						
12	BISHOP SHAMAR (MB)	■	■	■	■	■	7
13	MAYERS AHKEEM (S)	■	■	■	■	■	9
14	CLARKE HAKEEM (MB)						
16	DOUGHTY PAUL (S)	■	■	■	■	■	5

Coach: MR JOHN STUART
Assistant: MS CAROL-LYN EDGHILL

TEAMS AND PLAYERS PERFORMANCES

Won Pts	Total Atts	No Name	Scoring Skills	Won Pts	Total Atts	No Name
57	150	Total Team		65	143	Total Team
25	55	3 CHACON WAGNER (OH)	Spike	25	44	8 STAPLETON ANDRIY (OH)
24	51	5 FLORES ERIK (OPP)		18	50	3 CYRUS CARLOS (OH)
8	50	Total Team	Block	10	75	Total Team
2	10	1 LEON DU HENRY (OH)		3	16	8 STAPLETON ANDRIY (OH)
2	10	10 DE LOS ANGELES	Serve	2	14	13 MAYERS AHKEEM (S)
5	107	Total Team		5	110	Total Team
2	19	5 FLORES ERIK (OPP)	Opp. error	2	23	5 NILES ADAM (OH)
1	10	6 PINEDA EDRAS (MB)		1	17	3 CYRUS CARLOS (OH)
38		Total Team	Total	29		Total Team
108	307	Total Team		109	328	Total Team
27	75	5 FLORES ERIK (OPP)	Best Scorer	28	82	8 STAPLETON ANDRIY (OH)
66	83	Total Team	Non scoring Skills	67	88	Total Team
21	24	11 JUAREZ ERICK (L)	Dig	15	19	16 DOUGHTY PAUL (S)
12	13	3 CHACON WAGNER (OH)		12	15	8 STAPLETON ANDRIY (OH)
18	145	Total Team	Set	6	136	Total Team
11	76	7 RUANO ADAN (S)		6	112	16 DOUGHTY PAUL (S)
73	98	Total Team	Reception	72	96	Total Team
37	43	3 CHACON WAGNER (OH)	Success - Faults	24	28	1 JORDAN ASHAN (L)
21	30	11 JUAREZ ERICK (L)	# Attempts	19	25	8 STAPLETON ANDRIY (OH)

■ Starting line-up Pts = Points scored [nn] = Captain
□ Substitute Atts = Attempts L = Libero
Opp = Opponent





P-2 VOLLEYBALL • Match result



NORCEGA Boys' Youth Championship 2014 GROUP B

Match: 11 **Date:** 7/16/2014 **Spectators:** 217
City: Tulsa, OK
Hall: Cox Business Center Arena
Match duration: Start: 16:40 End: 18:43 Total: 2:03

Teams	Sets	1	2	3	4	5	Total
CUB	3	25	19	10	25	18	97
MEX	2	17	25	25	17	16	100
Set duration		0:21	0:25	0:21	0:24	0:20	1:51

Referees: Norman LARGAESPADA (NCA) & Sherry YEARWOOD (BAR)

CUB • Cuba		1	2	3	4	5	Pts
2	RODRIGUEZ RODOLFO (OH)	■	■	■	■	■	16
3	CONCEPCION JAVIER (MB)	■	■	■	■	■	6
5	BARRETE LAZARO LUIS (MB)	■	■	■	■	■	3
6	MONTES DE OCA JAVIEL (S)	■	■	■	■	■	4
7	FERNANDEZ LUNA DAIKEL (OH)		□				
8	GUTIERREZ MIGUEL (OPP)	■	■	■	■	■	24
9	BRYAN GUSTAVO (OPP)		□		□		3
10	PELAYO ISMEL (OH)	■	■	■	■	■	20
15	L SALAZAR LIONNIS (L)	L	L	L	L	L	
16	ALVAREZ JONATHAN (S)						

Coach: ROBERTO GARCIA GARCI (CUB)
Assistant:

MEX • Mexico		1	2	3	4	5	Pts
1	FLORES JESUS (S)					□	
3	BALTAZAR ALBERTO (OH)		■				
4	LOPEZ ORLANDO (MB)	■	■	■	■	■	6
6	GARAY RIDL (OPP)	■	■	■	■	■	17
7	BRISENO CARLOS (MB)	■	■	■	■	■	8
9	OMELAS ALEJANDRO (MB)						
11	CRUZ BRUNO (OH)	■	■	■	■	■	13
12	L MARQUEZ RICARDO (L)	L	L	L	L	L	
13	MANJAREZ MARCO POLO (OH)	□	■	■	■	■	9
14	SAUCEDA MARTIN (OPP)					□	
15	ARANDA CHRISTIAN (S)	■	■	■	■	■	6
17	CHAVIRA JESUS (OH)						

Coach: ALARCON GABRIELA
Assistant: NOVOA CARLOS

TEAMS AND PLAYERS PERFORMANCES

Won Pts	Total Atts	No Name	Scoring Skills	Won Pts	Total Atts	No Name
52	130	Total Team		40	105	Total Team
21	47	8 GUTIERREZ MIGUEL	Spike	13	31	11 CRUZ BRUNO (OH)
16	38	10 PELAYO ISMEL (OH)		10	35	6 GARAY RIDL (OPP)
16	47	Total Team	Block	9	52	Total Team
6	10	2 RODRIGUEZ RODOLFO		4	17	4 LOPEZ ORLANDO (MB)
3	8	8 GUTIERREZ MIGUEL	Serve	2	10	15 ARANDA CHRISTIAN (S)
8	96	Total Team		10	100	Total Team
3	17	10 PELAYO ISMEL (OH)	Opp. error	6	28	6 GARAY RIDL (OPP)
2	16	6 MONTES DE OCA JAVIEL		2	13	7 BRISENO CARLOS (MB)
21		Total Team	Total	41		Total Team
97	273	Total Team		100	257	Total Team

24	66	8 GUTIERREZ MIGUEL	Best Scorer	17	67	6 GARAY RIDL (OPP)
----	----	--------------------	--------------------	----	----	--------------------

Excellent	Total Atts	No Name	Non scoring Skills	Excellent	Total Atts	No Name
52	64	Total Team		39	52	Total Team
25	27	15 SALAZAR LIONNIS (L)	Dig	11	11	13 MANJAREZ MARCO POLO
7	9	8 GUTIERREZ MIGUEL		8	12	11 CRUZ BRUNO (OH)
6	130	Total Team	Set	12	105	Total Team
6	114	6 MONTES DE OCA JAVIEL		12	90	15 ARANDA CHRISTIAN (S)
65	90	Total Team	Reception	67	89	Total Team
23	25	10 PELAYO ISMEL (OH)	Success - Faults	20	25	13 MANJAREZ MARCO POLO
18	24	15 SALAZAR LIONNIS (L)	# Attempts	30	38	11 CRUZ BRUNO (OH)

■ Starting line-up Pts = Points scored [nn] = Captain
□ Substitute Atts = Attempts L = Libero
Opp = Opponent





P-2 VOLLEYBALL • Match result



NORCEGA Boys' Youth Championship 2014 GROUP A

Match: 12 **Date:** 7/16/2014 **Spectators:** 177
City: Tulsa, OK
Hall: Cox Business Center Arena
Match duration: Start: 19:17 End: 20:41 Total: 1:24

Teams	Sets	1	2	3	4	5	Total
USA	3	25	25	25			75
PUR	0	17	18	18			53
Set duration		0:22	0:25	0:31			1:18

Referees: Daniel GONZALEZ (MEX) & Gerardo MORELL (CUB)

USA • United States		1	2	3	4	5	Pts
1	DEFALCO TOREY (OH)	■	■	■			10
3	MAHAN COLLIN (OH)	□	□	□			1
5	ROSENMEIER BRETT (OH)				□		
6	GASMAN PATRICK (OPP)				□		
7	LECLAIR DANE (OPP)	□	□	□			3
9	MA'A MICAH (OPP)	■	■	■			9
10	TUANIGA JOSHUA (S)	■	■	■			9
13	EKSTEIN BRYANT (MB)						
14	STADICK SCOTT (MB)	■	■	■			9
15	OBERENDER BRANDEN (MB)	■	■	■			6
17	L WORSLEY JOSEPH (L)	L	L	L			
19	EWERT JORDAN (OH)	■	■	■			11

Coach: SHIBUYA, KEN (USA)
Assistant: KELLER, BRAD (USA)

PUR • Puerto Rico		1	2	3	4	5	Pts
1	FERNANDEZ LAZARO (MB)	■	■	■			2
2	NADAL YADIEL (OPP)	■	■				8
3	HERNANDEZ JANEUDY (OH)				■		2
5	L PACHECO JOSE (L)	L	L	L			
6	TORRES RICARDO (OH)	□	□	□			
8	ROBLES FRANCIS (OH)				■		3
9	RODRIGUEZ AUGUSTO (S)			□	□		
10	FERNANDEZ IVAN (MB)	■	■	■			
11	OCASIO LUIS (OH)	■	■	■			11
14	CLAVELL KEVIN (OPP)				□		
15	FLORENTINO OSCAR (S)	■	■	■			1
17	RODRIGUEZ JOANATHAN (OH)	■	■	□			2

Coach: JULIO RUVIRA
Assistant: JUAN AVILES

TEAMS AND PLAYERS PERFORMANCES

Won Pts	Total Atts	No Name
37	77	Total Team
8	22	1 DEFALCO TOREY (OH)
7	8	14 STADICK SCOTT (MB)
12	47	Total Team
4	7	19 EWERT JORDAN (OH)
2	8	14 STADICK SCOTT (MB)
9	74	Total Team
4	15	10 TUANIGA JOSHUA (S)
2	12	9 MA'A MICAH (OPP)
17		Total Team
75	198	Total Team

11	31	19 EWERT JORDAN (OH)
----	----	----------------------

Excellent	Total Atts	No Name
34	41	Total Team
11	15	17 WORSLEY JOSEPH (L)
6	6	10 TUANIGA JOSHUA (S)
12	71	Total Team
11	41	10 TUANIGA JOSHUA (S)
38	46	Total Team
10	10	19 EWERT JORDAN (OH)
18	21	17 WORSLEY JOSEPH (L)

Scoring Skills
Spike
Block
Serve
Opp. error
Total

Best Scorer

Non scoring Skills
Dig
Set
Reception
Success - Faults
Attempts

Won Pts	Total Atts	No Name
26	84	Total Team
10	25	11 OCASIO LUIS (OH)
8	16	2 NADAL YADIEL (OPP)
2	13	Total Team
1	1	8 ROBLES FRANCIS (OH)
1	3	11 OCASIO LUIS (OH)
1	54	Total Team
1	6	15 FLORENTINO OSCAR (S)
24		Total Team
53	151	Total Team

11	36	11 OCASIO LUIS (OH)
----	----	---------------------

Excellent	Total Atts	No Name
34	43	Total Team
11	12	5 PACHECO JOSE (L)
9	9	11 OCASIO LUIS (OH)
3	82	Total Team
2	11	9 RODRIGUEZ AUGUSTO
44	62	Total Team
17	22	5 PACHECO JOSE (L)
12	18	11 OCASIO LUIS (OH)

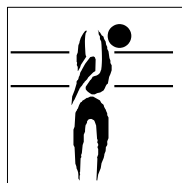
■ Starting line-up Pts = Points scored [nn] = Captain
□ Substitute Atts = Attempts L = Libero
Opp = Opponent





P-5 VOLLEYBALL • Players ranking by skills

NORCEGA Boys' Youth Championship 2014



Best Scorers

Rk	No	Name	Team	Spike	Block	Serve	Total
1	8	STAPLETON ANDRIY (OH)	BAR	47	6	3	56
1	8	GUTIERREZ MIGUEL (OPP)	CUB	45	6	5	56
3	5	FLORES ERIK (OPP)	GUA	37	3	2	42
3	10	PELAYO ISMEL (OH)	CUB	33	4	5	42
5	3	CHACON WAGNER (OH)	GUA	36	1	3	40
6	11	CRUZ BRUNO (OH)	MEX	30	1	5	36
7	6	GARAY RIDL (OPP)	MEX	24	3	8	35
8	3	CYRUS CARLOS (OH)	BAR	31	2	1	34
9	2	RODRIGUEZ RODOLFO (OH)	CUB	14	8	3	25
10	5	NILES ADAM (OH)	BAR	15	2	3	20
11	11	OCASIO LUIS (OH)	PUR	15	3	1	19
11	3	CONCEPCION JAVIER (MB)	CUB	9	9	1	19
13	19	EWERT JORDAN (OH)	USA	9	4	5	18
13	10	TUANIGA JOSHUA (S)	USA	5	3	10	18
15	14	STADICK SCOTT (MB)	USA	13	4	0	17
15	1	DEFALCO TOREY (OH)	USA	13	2	2	17
17	13	MANJAREZ MARCO POLO (OH)	MEX	10	2	4	16
17	7	BRISENO CARLOS (MB)	MEX	8	4	4	16
17	4	LOPEZ ORLANDO (MB)	MEX	7	9	0	16
20	13	MAYERS AHKEEM (S)	BAR	12	2	1	15
20	12	BISHOP SHAMAR (MB)	BAR	9	4	2	15
22	7	REYES JUAN (OH)	NCA	11	1	2	14
22	15	ARANDA CHRISTIAN (S)	MEX	9	3	2	14
24	2	NADAL YADIEL (OPP)	PUR	13	0	0	13
24	9	MA'A MICAH (OPP)	USA	9	2	2	13
24	5	BARRETE LAZARO LUIS (MB)	CUB	8	3	2	13
27	17	RODRIGUEZ JOANATHAN (OH)	PUR	9	0	3	12
28	8	MENDOZA RICARDO (MB)	GUA	9	2	0	11
29	6	MONTES DE OCA JAVIEL (S)	CUB	4	4	2	10
30	8	ROBLES FRANCIS (OH)	PUR	7	2	0	9
30	8	VANEGAS FREDDY (MB)	NCA	7	2	0	9
30	1	FERNANDEZ LAZARO (MB)	PUR	7	1	1	9
30	15	OBERENDER BRANDEN (MB)	USA	5	2	2	9
30	7	LECLAIR DANE (OPP)	USA	3	2	4	9
30	3	BALTAZAR ALBERTO (OH)	MEX	7	2	0	9
30	9	OMELAS ALEJANDRO (MB)	MEX	5	2	2	9
37	3	HERNANDEZ JANEUDY (OH)	PUR	7	1	0	8
37	10	FERNANDEZ IVAN (MB)	PUR	6	2	0	8
37	12	MALDONADO EDGAR (S)	GUA	5	1	2	8
40	16	DOUGHTY PAUL (S)	BAR	4	2	1	7
41	5	ESPINOSA ROBERTO (OH)	NCA	6	0	0	6
41	1	LEON DU HENRY (OH)	GUA	4	2	0	6
41	9	BRYAN GUSTAVO (OPP)	CUB	3	1	2	6
44	14	CLAVELL KEVIN (OPP)	PUR	5	0	0	5
44	2	GARCIA DENIS (OH)	NCA	5	0	0	5
46	6	GASMAN PATRICK (OPP)	USA	2	2	0	4
46	11	BARRIOS GABRIEL ALEJANDRO (S)	NCA	2	1	1	4
46	5	ROSENMEIER BRETT (OH)	USA	2	0	2	4
46	15	FLORENTINO OSCAR (S)	PUR	0	0	4	4
46	10	DE LOS ANGELES CRISTIAN (MB)	GUA	2	2	0	4
Total tournament				605	128	112	845





P-5 VOLLEYBALL • Players ranking by skills

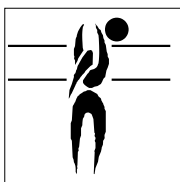
NORCEGA Boys' Youth Championship 2014



Best Spikers

Limit: 15.00%

Rk	No	Name	Team	Spikes	Faults	Shots	Total Attempts	Succ. %
1	8	STAPLETON ANDRIY (OH)	BAR	47	30	18	95	49.47
2	11	CRUZ BRUNO (OH)	MEX	30	13	19	62	48.39
3	8	GUTIERREZ MIGUEL (OPP)	CUB	45	25	23	93	48.39
4	10	PELAYO ISMEL (OH)	CUB	33	12	26	71	46.48
5	1	DEFALCO TOREY (OH)	USA	13	6	11	30	43.33
6	2	NADAL YADIEL (OPP)	PUR	13	10	8	31	41.94
7	3	CHACON WAGNER (OH)	GUA	36	20	35	91	39.56
8	5	FLORES ERIK (OPP)	GUA	37	28	29	94	39.36
9	11	OCASIO LUIS (OH)	PUR	15	4	20	39	38.46
10	3	CYRUS CARLOS (OH)	BAR	31	15	39	85	36.47
Total Tournament				605	318	594	1,517	39.88



Best Blockers

Rk	No	Name	Team	Kill Blocks	Faults	Rebounds	Total Attempts	Avg. by set
1	4	LOPEZ ORLANDO (MB)	MEX	9	7	10	26	0.82
2	3	CONCEPCION JAVIER (MB)	CUB	9	8	3	20	0.82
3	2	RODRIGUEZ RODOLFO (OH)	CUB	8	5	3	16	0.73
4	14	STADICK SCOTT (MB)	USA	4	2	5	11	0.67
5	19	EWERT JORDAN (OH)	USA	4	3	2	9	0.67
6	8	GUTIERREZ MIGUEL (OPP)	CUB	6	6	5	17	0.55
7	8	STAPLETON ANDRIY (OH)	BAR	6	17	5	28	0.55
8	11	OCASIO LUIS (OH)	PUR	3	2	-	5	0.50
9	10	TUANIGA JOSHUA (S)	USA	3	4	1	8	0.50
10	12	BISHOP SHAMAR (MB)	BAR	4	6	14	24	0.36
Total Tournament				128	200	189	517	4.13



Best Servers


Rk	No	Name	Team	Aces	Faults	Serve Hits	Total Attempts	Avg. by set
1	10	TUANIGA JOSHUA (S)	USA	10	6	16	32	1.67
2	19	EWERT JORDAN (OH)	USA	5	3	18	26	0.83
3	6	GARAY RIDL (OPP)	MEX	8	9	34	51	0.73
4	15	FLORENTINO OSCAR (S)	PUR	4	1	16	21	0.67
5	7	LECLAIR DANE (OPP)	USA	4	3	15	22	0.67
6	17	RODRIGUEZ JOANATHAN (OH)	PUR	3	3	12	18	0.50
7	10	PELAYO ISMEL (OH)	CUB	5	5	30	40	0.45
8	11	CRUZ BRUNO (OH)	MEX	5	5	29	39	0.45
9	8	GUTIERREZ MIGUEL (OPP)	CUB	5	5	25	35	0.45
10	7	BRISENO CARLOS (MB)	MEX	4	2	19	25	0.36
Total Tournament				112	177	984	1,273	3.61





P-5 VOLLEYBALL • Players ranking by skills

NORCEGA Boys' Youth Championship 2014



Best Diggers

Rk	No	Name	Team	Digs	Faults	Receptions	Total Attempts	Avg. by set
1	5	PACHECO JOSE (L)	PUR	29	3	1	33	4.83
2	15	SALAZAR LIONNIS (L)	CUB	50	5	2	57	4.55
3	17	WORSLEY JOSEPH (L)	USA	17	3	1	21	2.83
4	11	JUAREZ ERICK (L)	GUA	30	3	1	34	2.73
5	16	DOUGHTY PAUL (S)	BAR	23	7	3	33	2.09
6	12	MARQUEZ RICARDO (L)	MEX	22	1	-	23	2.00
7	10	CASTILLO MIGUEL (L)	NCA	12	1	1	14	2.00
8	8	STAPLETON ANDRIY (OH)	BAR	22	7	1	30	2.00
9	11	BARRIOS GABRIEL ALEJANDRO (S)	NCA	12	5	2	19	2.00
10	1	JORDAN ASHAN (L)	BAR	21	2	4	27	1.91
Total Tournament				608	123	46	777	19.61



Best Setters

Rk	No	Name	Team	Running Sets	Faults	Still Sets	Total Attempts	Avg. by set
1	10	TUANIGA JOSHUA (S)	USA	38	1	43	82	6.33
2	15	FLORENTINO OSCAR (S)	PUR	17	2	113	132	2.83
3	15	ARANDA CHRISTIAN (S)	MEX	22	4	151	177	2.00
4	6	MONTES DE OCA JAVIEL (S)	CUB	21	3	188	212	1.91
5	7	RUANO ADAN (S)	GUA	20	4	123	147	1.82
6	16	DOUGHTY PAUL (S)	BAR	12	9	187	208	1.09
7	11	BARRIOS GABRIEL ALEJANDRO (S)	NCA	5	3	66	74	0.83
8	1	LEON DU HENRY (OH)	GUA	9	5	59	73	0.82
9	9	RODRIGUEZ AUGUSTO (S)	PUR	4	-	19	23	0.67
10	16	ALVAREZ JONATHAN (S)	CUB	3	-	5	8	0.27
Total Tournament				155	46	1,224	1,425	5.00



Best Receivers

Limit: 20.00%



Rk	No	Name	Team	Excellents	Faults	Serve Receptions	Total Attempts	Eff. %
1	19	EWERT JORDAN (OH)	USA	19	-	-	19	100.00
2	17	WORSLEY JOSEPH (L)	USA	27	-	3	30	90.00
3	10	PELAYO ISMEL (OH)	CUB	50	1	5	56	87.50
4	3	CHACON WAGNER (OH)	GUA	65	4	11	80	76.25
5	1	DEFALCO TOREY (OH)	USA	13	1	3	17	70.59
6	11	CRUZ BRUNO (OH)	MEX	52	6	10	68	67.65
7	5	PACHECO JOSE (L)	PUR	29	5	2	36	66.67
8	12	MARQUEZ RICARDO (L)	MEX	30	3	10	43	62.79
9	1	JORDAN ASHAN (L)	BAR	44	5	17	66	59.09
10	3	CYRUS CARLOS (OH)	BAR	49	8	17	74	55.41
Total Tournament				738	131	222	1,091	55.64





P-5 VOLLEYBALL • Players ranking by skills

NORCEGA Boys' Youth Championship 2014



Best Liberos

Rk	No	Name	Team	Excellents	Faults	In play	Total attempts	Avg. by set
1	10	CASTILLO MIGUEL (L)	NCA	57	15	12	84	9.50
2	15	SALAZAR LIONNIS (L)	CUB	83	12	10	105	7.55
3	17	WORSLEY JOSEPH (L)	USA	44	3	4	51	7.33
4	11	JUAREZ ERICK (L)	GUA	80	17	17	114	7.27
5	1	JORDAN ASHAN (L)	BAR	65	7	21	93	5.91
6	12	MARQUEZ RICARDO (L)	MEX	52	4	10	66	4.73





P-6 VOLLEYBALL • Teams ranking by skills

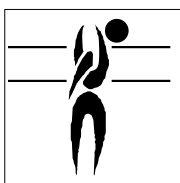
NORCEGA Boys' Youth Championship 2014



Best Spikers

Limit: 15.00%

Rk	Team	Spikes	Faults	Shots	Total Attempts	Succ. %
1	USA United States	65	20	45	130	50.00
2	MEX Mexico	103	34	85	222	46.40
3	CUB Cuba	118	55	95	268	44.03
4	BAR Barbados	120	66	107	293	40.96
5	PUR Puerto Rico	69	34	83	186	37.10
6	GUA Guatemala	96	70	124	290	33.10
7	NCA Nicaragua	34	39	55	128	26.56
Total Tournament		605	318	594	1,517	39.88



Best Blockers

Rk	Team	Kill Blocks	Faults	Rebounds	Total Attempts	Avg. by set
1	USA United States	22	22	20	64	3.67
2	CUB Cuba	35	33	26	94	3.18
3	MEX Mexico	26	30	41	97	2.36
4	BAR Barbados	19	49	48	116	1.73
5	PUR Puerto Rico	9	18	16	43	1.50
6	GUA Guatemala	12	37	24	73	1.09
7	NCA Nicaragua	5	11	14	30	0.83
Total Tournament		128	200	189	517	4.13



Best Servers


Rk	Team	Aces	Faults	Serve Hits	Total Attempts	Avg. by set
1	USA United States	27	26	94	147	4.50
2	MEX Mexico	28	33	186	247	2.55
3	CUB Cuba	22	24	196	242	2.00
4	PUR Puerto Rico	9	22	101	132	1.50
5	BAR Barbados	11	26	175	212	1.00
5	NCA Nicaragua	6	14	81	101	1.00
7	GUA Guatemala	9	32	151	192	0.82
Total Tournament		112	177	984	1,273	3.61





P-6 VOLLEYBALL • Teams ranking by skills

NORCEGA Boys' Youth Championship 2014



Best Diggers

Rk	Team	Digs	Faults	Receptions	Total Attempts	Avg. by set
1	PUR Puerto Rico	84	14	2	100	14.00
2	BAR Barbados	116	29	15	160	10.55
3	CUB Cuba	112	18	3	133	10.18
4	GUA Guatemala	105	26	6	137	9.55
5	NCA Nicaragua	51	17	10	78	8.50
6	USA United States	50	9	3	62	8.33
7	MEX Mexico	90	10	7	107	8.18
Total Tournament		608	123	46	777	19.61



Best Setters

Rk	Team	Running Sets	Faults	Still Sets	Total Attempts	Avg. by set
1	USA United States	39	4	72	115	6.50
2	PUR Puerto Rico	21	4	151	176	3.50
3	GUA Guatemala	31	9	232	272	2.82
4	CUB Cuba	24	7	225	256	2.18
5	MEX Mexico	22	5	181	208	2.00
6	BAR Barbados	12	12	260	284	1.09
7	NCA Nicaragua	6	5	103	114	1.00
Total Tournament		155	46	1,224	1,425	5.00



Best Receivers

Limit: 20.00%

Rk	Team	Excellents	Faults	Serve Receptions	Total Attempts	Eff. %
1	USA United States	67	2	8	77	84.42
2	CUB Cuba	124	16	30	170	63.53
3	MEX Mexico	113	16	29	158	61.39
4	PUR Puerto Rico	84	17	17	118	56.78
5	BAR Barbados	140	21	62	223	53.36
6	GUA Guatemala	145	28	49	222	52.70
7	NCA Nicaragua	65	31	27	123	27.64
Total Tournament		738	131	222	1,091	55.64



Guatemala Reaches Quarterfinals with Win over Barbados

TULSA, USA (July 16, 2014) – Guatemala won a hard-fought battle against Barbados, 25-21, 18-25, 24-26, 26-24, 15-13 on Wednesday to advance to the quarterfinals of the NORCECA Boys' U19 Continental Championship at the Cox Business Center Arena.

Guatemala (1-2) will play the loser of the Pool A match between the United States and Puerto Rico in Thursday's quarterfinals. Barbados finishes the tournament at 0-3.

Guatemala middle blocker Ricardo Mendoza was injured at the beginning of the second set and Guatemala said they fought to win for him.

"We started to worry a bit and we dropped our heads," Captain Henry Leon said. "But his injury made us think win for him."

Guatemala lost the second and third sets before fourth. The fifth set was tied at 7-7 when Guatemala by Wagner Chacon and a Barbados hitting error. back with a kill from Ricardo Mendoza, but Guatemala used a 5-1 run to reach match point at 14-9.



injured at the fought to win

Guatemala that we should

winning the scored on a kill Barbados came

Barbados held off the loss with two straight attacks from Carlos Cyrus. Guatemala's next attack went out of bounds and Adam Niles had an ace to pull Barbados to within one point at 14-13. Guatemala called timeout and came back with a kill off the Barbados block to win the match.

"We started the game really slow and it was unforced errors that caused us to lose the match," Barbados Team Captain Andriy Stapleton said. "I tried as hard as I can to make sure we got to the quarterfinals. It was just a tough match."

Guatemala scored on 38 Barbados errors while committing 29. Barbados led in kills (65-57) and blocks (10-8) while the teams were tied in aces (5-5).

Erik Flores led Guatemala with 27 points on 24 kills and two aces and one block. Chacon added 26 points on 25 attacks and one block.

Stapleton led all scorers with 28 points on 25 kills and three blocks. Cyrus totaled 20 points on 18 kills, one block and one ace. Adam Niles scored 11 points on eight attacks, one block and two aces.

Quotes

Guatemala Coach Aldan Pelaez: "We should have won 3-1. My player got hurt and that messed up the mental part of the team. But they came back tomorrow and they played with a spirit of teamwork. Before the fifth set, I told my players to dedicate the set to Mendoza. For the fifth set, whoever committed fewer errors would get the win. We knew No. 8, No. 3 and No. 5 from Barbados were really strong so we focused on them."

Guatemala Captain Henry Leon: "We started to worry a bit and we dropped our heads. But his injury made us think that we should win for him. We hope for his injury to get well very soon and to do the best we can. I think the team did really well. They performed as expected. We didn't concentrate at times. We lost to straight sets. But I think the team united even better."

Barbados Coach John Stuart: "We committed too many unforced errors. All the sets that we lost, we committed too many errors. That is what lost the match. It cannot be simpler than that."

Barbados Captain Andriy Stapleton: "We started the game really slow and it was unforced errors that caused us to lose the match. I tried as hard as I can to make sure we got to the quarterfinals. It was just a tough match."

Cuba Qualifies for Semifinals

TULSA, USA (July 16, 2014) – Cuba got an emotional victory over Mexico, 25-17, 19-25, 10-25, 25-17, 18-16 on Wednesday to qualify for the semifinals of the NORCECA Boys' U19 Continental Championship at the Cox Business Center.

With the victory, Cuba improved to 3-0 and will advance straight to Friday's semifinals. Mexico (2-1) will play in Thursday's quarterfinals against Nicaragua (0-2).

After winning the first set, 25-17, Cuba's mistakes started to catch up with it and it fell in the next two sets before winning the fourth. In the match, Mexico scored 41 points on Cuba errors while committing 21. Cuba led in kills (52-40) and blocks (16-9) while Mexico led in aces (10-8).

In the fifth set, the teams were tied 4-4 when Cuba's attack went out of bounds. Mexico scored on a block, then scored the next three points on two Cuba errors and an ace from Ridl Garay. Cuba did not give up and with Mexico leading 10-6, it served into the net. Cuba's Ismel Palayo took the serve and served for four more points, including an ace, to put Cuba ahead 11-10. With the score tied 11-11, Cuba was given a red card for its emotional reaction to a lost point. Mexico was awarded a point.



The teams traded points. Cuba reached match points first at 15-14 on a block by Luis Barrete and Javiel de Oca; but Mexico got a kill from Bruno Cruz. Mexico took its first match point at 16-15 on a block, but Cuba scored on a kill from Miguel Gutierrez. Cuba scored its final two points on kills by Pelayo to take the win.

"It was a very intense game. The whole game was tight and long," Cuba Team Captain Daikel Fernandez said. "At the beginning, we did not play that good. But then we came back way better in the second and third sets."

Cuba's Gutierrez led all scorers with 24 points on a match-high 21 kills and three blocks. Pelayo added 20 points on 16 attacks, one block and three aces. Rodolfo Rodriguez totaled 16 points on eight attacks, a match-high six blocks and two aces.

Garay led Mexico with 17 points on 10 attacks, one block and a match-high six aces. Bruno Cruz added 13 points on 13 attacks.

Quotes:

Cuba Captain Daikel Fernandez: "It was a very intense game. The whole game was tight and long. At the beginning, we did not play that good. But then we came back way better in the second and third sets. Mexico is very intense in every aspect of the game, especially the blocks. But thank goodness we came back and won."

Cuba Coach Roberto Garcia Garci: "I was expecting the win. But today, we had many mistakes. After tomorrow, it is a new competition. Whether we play the United States or Puerto Rico, we need to make fewer mistakes. Thankfully, we could recover the mental part during the match and I'm thankful that we won."

Mexico Captain Ridl Garay: "We played as we were supposed to play. We played well but it was a tough game. I didn't feel pressure, but I was very excited to play against Cuba because I knew it would be a good game."

Mexico Coach Gabriela Alarcon: "The game overall was really good. I'm not happy that we lost. But it was a really close game. We are already getting ready for the next game against Nicaragua. We will keep positive. We hope to at least qualify for the semifinal."

Team USA Tops Puerto Rico to Reach Semifinals

TULSA, USA (July 16, 2014) – The United States advanced to Saturday’s semifinals of the NORCECA Boys’ U19 Continental Championship after defeating Puerto Rico, 25-17, 25-18, 25-18 on Wednesday at the Cox Business Center.

Team USA finishes pool play at 2-0. Puerto Rico (1-1) will play Guatemala in Thursday’s quarterfinals. The top three finishing teams at the tournament qualify for the 2015 FIVB Boys’ U19 World Championship.

On Wednesday, The United States’ serving and blocking kept Puerto Rico from mounting a threat. Team USA led in blocks (12-2) and aces (9-1) as well as kills (37-26). Puerto Rico scored 24 points on U.S. errors while committing 17.



“I thought it was a great USA effort,” U.S. Head Coach Ken Shibuya said. “We haven’t had much time together, but I was completely excited that we were able to do the things we have been working on. Every time we step on the court we are getting better.”

One negative aspect of the match for the U.S. was an injury to setter Josh Tuaniga, who hurt his hand in the third set. His status for the semifinals is not known.

Jordan Ewert led the U.S. in scoring with 11 points on six kills, a match-high four blocks and one ace. T.J. DeFalco added 10 points on eight attacks, one block and one ace.

Puerto Rico Team Captain Luis Ocasio led his team with 11 points on 10 kills and one block. Yadiel Nadal added eight points on eight kills.

“We gave 100 percent and we played well,” Puerto Rico Captain Luis Ocasio said. “But it was a tough match and we needed to play even better to win.”

The closest set was the second as Puerto Rico was leading 11-9 before the U.S. came back to tie it at 12-12 and took the 13-12 lead on a kill by Micah Ma’a. The U.S. increased the lead to 16-13 at the second technical timeout and Puerto Rico didn’t respond.

Quotes

Puerto Rico Captain Luis Ocasio: “We gave 100 percent and we played well. But it was a tough match and we needed to play even better to win. The USA was serving too good today and their outside attack was pretty tough.”

Puerto Rico Coach Julio Ruvira: “The U.S. team has a very good technique level and they are very tough to play against. It’s a very good experience to play against those kinds of teams. Our team played well but we can play much better. If we focus on the unforced errors, we can get the next win.”

U.S. Coach Ken Shibuya: ““I thought it was a great USA effort. We haven’t had much time together, but I was completely excited that we were able to do the things we have been working on. Every time we step on the court we are getting better. I thought our serving remains very good and that’s a big part of what’s happening in the tournament. I’m going to trust that it will continue to help us win some matches.”

U.S. Captain Dane LeClair: “I enjoyed this game a lot more than the last one. It was much more high intensity. We played together really well and we got the win. This was a great environment. There were a lot more people than last match. People were cheering us on and I really had a great time.”