



Barbados



Cuba



Guatemala



Mexico



Nicaragua



Puerto Rico



USA



Daily Bulletin #6

Boletín Diario

Friday, July 18, 2014 * Viernes, 18 de julio 2014





Calendario y Formato de Competencia / Competition Format and Match Schedule

GROUP-A											
No.	Date	Time	Teams			Set	Result per set (points)				
							1	2	3	4	5
2	14-jul	12:00	PUR	vs	ANT	0-0					
4	14-jul	18:00	USA	vs	NCA	3-0	25-13	25-11	25-13		
6	15-jul	16:00	NCA	vs	PUR	0-3	14-25	28-30	18-25		
8	15-jul	12:00	USA	vs	ANT						
10	16-jul	12:00	ANT	vs	NCA						
12	16-jul	18:00	USA	vs	PUR	3-0	25-17	25-18	25-18		

GROUP-B											
No.	Date	Time	Teams			Set	Result per set (points)				
							1	2	3	4	5
1	14-jul	14:00	BAR	vs	MEX	0-3	17-25	16-25	14-25		
3	14-jul	16:00	GUA	vs	CUB	0-3	14-25	12-25	13-25		
5	15-jul	14:00	CUB	vs	BAR	3-0	25-13	25-21	25-17		
7	15-jul	18:00	MEX	vs	GUA	3-0	25-16	25-15	25-12		
9	16-jul	14:00	GUA	vs	BAR	3-2	25-21	18-25	24-26	26-24	15-13
11	16-jul	16:00	CUB	vs	MEX	3-2	25-17	19-25	10-25	25-17	18-16

QUARTERFINALS											
No.	Date	Time	Teams			Set	Result per set (points)				
							1	2	3	4	5
13	17-jul	14:00	MEX 2nd B	vs	NCA 3rd A	3-0	25-18	25-17	25-22		
14	17-jul	16:00	PUR 2nd A	vs	GUA 3rd B	3-0	25-15	25-16	25-11		

FINAL CLASSIFICATION 5/6											
No.	Date	Time	Teams			Set	Result per set (points)				
							1	2	3	4	5
15	18-jul	14:00	NCA Loser of M13	vs	GUA Loser of M14	3-0	25-21	25-18	28-26		

SEMIFINALS											
No.	Date	Time	Teams			Set	Result per set (points)				
							1	2	3	4	5
16	18-jul	16:00	CUB 1st B	vs	PUR Winner of M14	3-0	25-21	25-17	25-15		
17	18-jul	18:00	USA 1st A	vs	MEX Winner of M13	3-0	25-22	25-14	25-21		

FINALS											
No.	Date	Time	Teams			Set	Result per set (points)				
							1	2	3	4	5
18	19-jul	16:00	MEX Loser of M17	vs	PUR Loser of M16	0-0					
19	19-jul	18:00	USA Winner of M17	vs	CUB Winner of M16	0-0					

*NOTE1: For the Classification, Quarterfinal and Semifinal Rounds, according to the FIVB General Competition Regulations, it must be avoided that teams from the same group play each other.

*NOTE2: According to the established competition format and the FIVB General Regulations, for the Classification, Quarterfinal and

*NOTE3: Loser of M14 = Loser of Match #14, etc.



**U19 Continental Championship
July 12-20, 2014 / Tulsa, Oklahoma**



Programa de Entrenamiento / Training Schedule

Día / Day	Hora / Time	Tulsa Convention Center / Competition Venue	Tulsa Convention Center / Training I	Tulsa Convention Center / Training II
19-jul-14	07:30			
	09:00		PUR Loser of M16 (16:00)	MEX Loser of M17 (16:00)
	10:30		CUB Winner of M16 (18:00)	USA Winner of M17 (18:00)
	12:00			
	14:00			
	16:00	MEX Loser of M17 vs PUR Loser of M16		
	18:00	USA Winner of M17 vs CUB Winner of M16		





FEDERATION INTERNATIONALE DE VOLLEYBALL



0-1

UNIFORM COLOURS
Couleur de l'uniforme

CITY :

REGISTERED COLOURS / Couleurs enregistrées :
(ONLY SHIRT COLOUR - seulement la couleur du maillot)

DATE :

TIME: :

TEAMS : Equipes :	<input type="text" value="CUB"/>	<input type="text" value="MEX"/>	<input type="text" value="PUR"/>	<input type="text" value="USA"/>	<input type="text"/>	<input type="text"/>
----------------------	----------------------------------	----------------------------------	----------------------------------	----------------------------------	----------------------	----------------------

POOL/PHASE :

1	White	Red	Blue	Navy		
2	Red	White	White	White		
		Black				

MATCH SCHEDULE - Calendrier des matches

TEAMS CHOICE - Choix des équipes (1 - 2 OR/ou 3)

FIVB DECISION
Décision de la FIVB

DATE :	No.	Team Equipe		1st CHOICE 1er Choix				LIBERO Uniform				FIVB DECISION		
		A	B	A		B		A		B		A	B	
July, 19	18	MEX	PUR					White		Blue		Black		White
July, 19	19	USA	CUB					Navy		White		White		Red

APPROVAL - Approbation : FIVB Technical Delegate :
 Délégue technique FIVB :



P-4 VOLLEYBALL • Collated results & ranking

NORCEGA Boys' Youth Championship 2014

Results of Friday, July 18, 2014



MATCH RESULTS

GROUP A

No	Date	Teams	Set	Result per set (points)					Total Points	Time	Spectators
				1	2	3	4	5			
2	7/14/2014	PUR - ANT									
4	7/14/2014	USA - NCA	3-0	25-13	25-11	25-13			75- 37	1:11	153
6	7/15/2014	NCA - PUR	0-3	14-25	28-30	18-25			60- 80	1:25	65
8	7/15/2014	USA - ANT									
10	7/16/2014	ANT - NCA									
12	7/16/2014	USA - PUR	3-0	25-17	25-18	25-18			75- 53	1:24	177

GROUP B

No	Date	Teams	Set	Result per set (points)					Total Points	Time	Spectators
				1	2	3	4	5			
1	7/14/2014	BAR - MEX	0-3	17-25	16-25	14-25			47- 75	1:14	52
3	7/14/2014	GUA - CUB	0-3	14-25	12-25	13-25			39- 75	1:08	100
5	7/15/2014	CUB - BAR	3-0	25-13	25-21	25-17			75- 51	1:08	50
7	7/15/2014	MEX - GUA	3-0	25-16	25-15	25-12			75- 43	1:10	142
9	7/16/2014	GUA - BAR	3-2	25-21	18-25	24-26	26-24	15-13	108-109	2:07	100
11	7/16/2014	CUB - MEX	3-2	25-17	19-25	10-25	25-17	18-16	97-100	2:03	217

QUARTERFINALS

No	Date	Teams	Set	Result per set (points)					Total Points	Time	Spectators
				1	2	3	4	5			
13	7/17/2014	MEX - NCA	3-0	25-18	25-17	25-22			75- 57	1:17	50
14	7/17/2014	PUR - GUA	3-0	25-15	25-16	25-11			75- 42	1:09	74

FINAL CLASSIFICATION 5/6

No	Date	Teams	Set	Result per set (points)					Total Points	Time	Spectators
				1	2	3	4	5			
15	7/18/2014	NCA - GUA	3-0	25-21	25-18	28-26			78- 65	1:21	53

SEMIFINALS

No	Date	Teams	Set	Result per set (points)					Total Points	Time	Spectators
				1	2	3	4	5			
16	7/18/2014	CUB - PUR	3-0	25-21	25-17	25-15			75- 53	1:17	128
17	7/18/2014	USA - MEX	3-0	25-22	25-14	25-21			75- 57	1:23	355

TEAM RANKING

GROUP A

Rk	Code	Team	Matches				Results Details						Points			Sets		
			Pts	T	W	L	3-0	3-1	3-2	2-3	1-3	0-3	W	L	Ratio	W	L	Ratio
1	USA	United States	10	2	2	0	2	0	0	0	0	0	150	90	1.667	6	0	MAX
2	PUR	Puerto Rico	5	2	1	1	1	0	0	0	0	1	133	135	0.985	3	3	1.000
3	NCA	Nicaragua	0	2	0	2	0	0	0	0	2	97	155	0.626	0	6		
4	ANT	Antigua & Barbuda	0	0	0	0	0	0	0	0	0	0	0	0		0	0	

GROUP B

Rk	Code	Team	Matches				Results Details						Points			Sets		
			Pts	T	W	L	3-0	3-1	3-2	2-3	1-3	0-3	W	L	Ratio	W	L	Ratio
1	CUB	Cuba	13	3	3	0	2	0	1	0	0	0	247	190	1.300	9	2	4.500
2	MEX	Mexico	12	3	2	1	2	0	0	1	0	0	250	187	1.337	8	3	2.667
3	GUA	Guatemala	3	3	1	2	0	0	1	0	0	2	190	259	0.734	3	8	0.375
4	BAR	Barbados	2	3	0	3	0	0	0	1	0	2	207	258	0.802	2	9	0.222





P-4 VOLLEYBALL • Collated results & ranking

NORCECA Boys' Youth Championship 2014

Results of Friday, July 18, 2014



1.

2.

3.

4.

5.  Nicaragua

6.  Guatemala

7.  Barbados





P-2 VOLLEYBALL • Match result



NORCEGA Boys' Youth Championship 2014
FINAL CLASSIFICATION 5/6 (Places 5-6)

Match: 15 **Date:** 7/18/2014 **Spectators:** 53
City: Tulsa, OK
Hall: Cox Business Center Arena
Match duration: Start: 14:00 End: 15:21 Total: 1:21

Teams	Sets	1	2	3	4	5	Total
NCA	3	25	25	28			78
GUA	0	21	18	26			65
Set duration		0:23	0:22	0:30			1:15

Referees: Sherry YEARWOOD (BAR) & Aixa SANFIORENZO (PUR)

NCA • Nicaragua		1	2	3	4	5	Pts
1	MADRIGAL LUIS (OH)						
2	GARCIA DENIS (OH)	■	■	■			7
3	CHOW JIENN-KUN (OPP)			□	□		
4	DIAZ MIGUEL (MB)						
5	ESPINOSA ROBERTO (OH)	■	■	■			17
6	DAVILA REYNALDO (OPP)						
7	REYES JUAN (OH)	■	■	■			13
8	VANEGAS FREDDY (MB)	■	■	■			5
9	ZELEDON JONNY (OH)						
10	L CASTILLO MIGUEL (L)	L	L	L			
11	BARRIOS GABRIEL ALEJANDRO (S)	■	■	■			9
12	TALAVERA CARLOS (S)	■	■	■			2

Coach: HERNANDEZ, OSMAN (NCA)
Assistant: BEJARANO, MARVIN (NCA)

GUA • Guatemala		1	2	3	4	5	Pts
1	LEON DU HENRY (OH)	■	■	■			3
3	CHACON WAGNER (OH)	■	■	■			14
4	PAZ BRENAN (OPP)				□		
5	FLORES ERIK (OPP)	■	■	■			14
6	PINEDA EDRAS (MB)				■		1
7	RUANO ADAN (S)	■	■	□			1
8	MENDOZA RICARDO (MB)						
9	ALVARADO DAVID (OPP)						
10	DE LOS ANGELES CRISTIAN (MB)	■	■	■			7
11	L JUAREZ ERICK (L)	L	L	L			
12	MALDONADO EDGAR (S)	■	■	■			2
13	MEJIA JAVIER (OH)				□		

Coach: ALVINZI PELAEZ ALDAN (GUA)
Assistant:

TEAMS AND PLAYERS PERFORMANCES

Won Pts	Total Atts	No Name
37	91	Total Team
10	20	5 ESPINOSA ROBERTO
10	23	7 REYES JUAN (OH)
9	43	Total Team
5	15	5 ESPINOSA ROBERTO
3	7	8 VANEGAS FREDDY (MB)
7	77	Total Team
2	11	7 REYES JUAN (OH)
2	12	5 ESPINOSA ROBERTO
25		Total Team
78	211	Total Team

17	47	5 ESPINOSA ROBERTO
----	----	--------------------

Excellent	Total Atts	No Name
40	50	Total Team
12	15	10 CASTILLO MIGUEL (L)
10	12	12 TALAVERA CARLOS (S)
5	86	Total Team
5	75	12 TALAVERA CARLOS (S)
49	54	Total Team
28	29	11 BARRIOS GABRIEL
18	21	10 CASTILLO MIGUEL (L)

■ Starting line-up Pts = Points scored [nn] = Captain
□ Substitute Atts = Attempts L = Libero
Opp = Opponent

Scoring Skills
Spike
Block
Serve
Opp. error
Total

Best Scorer

Non scoring Skills
Dig
Set
Reception
Success - Faults
Attempts

Won Pts	Total Atts	No Name
36	90	Total Team
14	33	3 CHACON WAGNER (OH)
12	37	5 FLORES ERIK (OPP)
5	37	Total Team
2	9	1 LEON DU HENRY (OH)
1	4	7 RUANO ADAN (S)
1	66	Total Team
1	13	5 FLORES ERIK (OPP)
23		Total Team
65	193	Total Team

14	47	3 CHACON WAGNER (OH)
----	----	----------------------

Excellent	Total Atts	No Name
39	49	Total Team
8	10	5 FLORES ERIK (OPP)
7	8	11 JUAREZ ERICK (L)
9	90	Total Team
5	44	7 RUANO ADAN (S)
48	68	Total Team
11	15	11 JUAREZ ERICK (L)
11	15	12 MALDONADO EDGAR (S)





P-2 VOLLEYBALL • Match result



NORCEGA Boys' Youth Championship 2014 SEMIFINALS

Match: 16 **Date:** 7/18/2014 **Spectators:** 128
City: Tulsa, OK
Hall: Cox Business Center Arena
Match duration: Start: 16:00 End: 17:17 Total: 1:17

Teams	Sets	1	2	3	4	5	Total
CUB	3	25	25	25			75
PUR	0	21	17	15			53
Set duration		0:23	0:26	0:22			1:11

Referees: Norman LARGAESPADA (NCA) & Daniel GONZALEZ (MEX)

CUB • Cuba		1	2	3	4	5	Pts
2	RODRIGUEZ RODOLFO (OH)	■	■	■			7
3	CONCEPCION JAVIER (MB)	■	■	■			8
5	BARRETE LAZARO LUIS (MB)	■	■	■			7
6	MONTES DE OCA JAVIEL (S)	■	■	■			4
7	FERNANDEZ LUNA DAIKEL (OH)						
8	GUTIERREZ MIGUEL (OPP)	■	■	■			18
9	BRYAN GUSTAVO (OPP)		□				
10	PELAYO ISMEL (OH)	■	■	■			9
15	L SALAZAR LIONNIS (L)	L	L	L			
16	ALVAREZ JONATHAN (S)						

Coach: ROBERTO GARCIA GARCI (CUB)
Assistant:

PUR • Puerto Rico		1	2	3	4	5	Pts
1	FERNANDEZ LAZARO (MB)	■	■	■			2
2	NADAL YADIEL (OPP)		□				
3	HERNANDEZ JANEUDY (OH)	■	■	■			7
5	L PACHECO JOSE (L)	L	L	L			
6	TORRES RICARDO (OH)		□		□		
8	ROBLES FRANCIS (OH)		□	■			3
9	RODRIGUEZ AUGUSTO (S)		□				
10	FERNANDEZ IVAN (MB)	■	■	■			4
11	OCASIO LUIS (OH)	■	■	□			8
14	CLAVELL KEVIN (OPP)						
15	FLORENTINO OSCAR (S)	■	■	■			1
17	RODRIGUEZ JOANATHAN (OH)	■	■	■			10

Coach: JULIO RUVIRA
Assistant: JUAN AVILES

TEAMS AND PLAYERS PERFORMANCES

Won Pts	Total Atts	No Name
37	73	Total Team
13	28	8 GUTIERREZ MIGUEL
8	16	10 PELAYO ISMEL (OH)
14	48	Total Team
5	7	8 GUTIERREZ MIGUEL
4	11	3 CONCEPCION JAVIER
2	73	Total Team
1	17	6 MONTES DE OCA JAVIEL
1	10	10 PELAYO ISMEL (OH)
22		Total Team
75	194	Total Team

18	48	8 GUTIERREZ MIGUEL
----	----	--------------------

Excellent	Total Atts	No Name
25	36	Total Team
12	17	15 SALAZAR LIONNIS (L)
4	4	8 GUTIERREZ MIGUEL
2	68	Total Team
2	61	6 MONTES DE OCA JAVIEL
41	46	Total Team
15	16	10 PELAYO ISMEL (OH)
15	16	15 SALAZAR LIONNIS (L)

Scoring Skills
Spike
Block
Serve
Opp. error
Total

Best Scorer

Non scoring Skills
Dig
Set
Reception
Success - Faults
Attempts

Won Pts	Total Atts	No Name
34	90	Total Team
10	25	17 RODRIGUEZ JOANATHAN
8	16	11 OCASIO LUIS (OH)
1	16	Total Team
1	7	10 FERNANDEZ IVAN (MB)
0	55	Total Team
18		Total Team
53	161	Total Team

10	33	17 RODRIGUEZ JOANATHAN
----	----	------------------------

Excellent	Total Atts	No Name
35	47	Total Team
10	12	5 PACHECO JOSE (L)
10	12	17 RODRIGUEZ JOANATHAN
12	91	Total Team
11	77	15 FLORENTINO OSCAR (S)
51	67	Total Team
18	21	5 PACHECO JOSE (L)
20	28	17 RODRIGUEZ JOANATHAN

■ Starting line-up Pts = Points scored [nn] = Captain
□ Substitute Atts = Attempts L = Libero
Opp = Opponent





P-2 VOLLEYBALL • Match result

NORCEGA Boys' Youth Championship 2014 SEMIFINALS



Match: 17 **Date:** 7/18/2014 **Spectators:** 355
City: Tulsa, OK
Hall: Cox Business Center Arena
Match duration: Start: 18:00 End: 19:23 Total: 1:23

Teams	Sets	1	2	3	4	5	Total
USA	3	25	25	25			75
MEX	0	22	14	21			57
Set duration		0:27	0:22	0:28			1:17

Referees: Gerardo MORELL (CUB) & Walda MALDONADO (GUA)

USA • United States		1	2	3	4	5	Pts
1	DEFALCO TOREY (OH)	■	■	■			25
3	MAHAN COLLIN (OH)		□				
5	ROSENMEIER BRETT (OH)	□	□	□			1
6	GASMAN PATRICK (OPP)			□			
7	LECLAIR DANE (OPP)	■	■	■			3
9	MA'A MICAH (OPP)	■	■	■			4
10	TUANIGA JOSHUA (S)						
13	EKSTEIN BRYANT (MB)						
14	STADICK SCOTT (MB)	■	■	■			8
15	OBERENDER BRANDEN (MB)	■	■	■			6
17	L WORSLEY JOSEPH (L)	L	L	L			
19	EWERT JORDAN (OH)	■	■	■			8

Coach: SHIBUYA, KEN (USA)
Assistant: KELLER, BRAD (USA)

MEX • Mexico		1	2	3	4	5	Pts
1	FLORES JESUS (S)			□			1
3	BALTAZAR ALBERTO (OH)			□	■		1
4	LOPEZ ORLANDO (MB)	■	■	■			1
6	GARAY RIDL (OPP)	■	■	■			11
7	BRISENO CARLOS (MB)	■	■	■			3
9	OMELAS ALEJANDRO (MB)						
11	CRUZ BRUNO (OH)	■	■	■			11
12	L MARQUEZ RICARDO (L)	L	L	L			
13	MANJAREZ MARCO POLO (OH)	■	■	□			
14	SAUCEDA MARTIN (OPP)						
15	ARANDA CHRISTIAN (S)	■	■	■			2
17	CHAVIRA JESUS (OH)				□		

Coach: ALARCON GABRIELA
Assistant: NOVOA CARLOS

TEAMS AND PLAYERS PERFORMANCES

Won Pts	Total Atts	No Name	Scoring Skills	Won Pts	Total Atts	No Name
39	83	Total Team		24	67	Total Team
24	35	1 DEFALCO TOREY (OH)	Spike	11	29	6 GARAY RIDL (OPP)
4	9	14 STADICK SCOTT (MB)		9	17	11 CRUZ BRUNO (OH)
7	29	Total Team	Block	3	30	Total Team
4	8	14 STADICK SCOTT (MB)		2	3	11 CRUZ BRUNO (OH)
1	5	9 MA'A MICAH (OPP)	Serve	1	9	7 BRISENO CARLOS (MB)
9	73	Total Team		3	59	Total Team
3	14	19 EWERT JORDAN (OH)	Opp. error	1	2	1 FLORES JESUS (S)
2	11	7 LECLAIR DANE (OPP)	Total	1	12	15 ARANDA CHRISTIAN (S)
20		Total Team		27		Total Team
75	185	Total Team		57	156	Total Team

25	50	1 DEFALCO TOREY (OH)	Best Scorer	11	41	6 GARAY RIDL (OPP)
----	----	----------------------	--------------------	----	----	--------------------

Excellent	Total Atts	No Name	Non scoring Skills	Excellent	Total Atts	No Name
36	44	Total Team		26	38	Total Team
8	8	7 LECLAIR DANE (OPP)	Dig	5	8	6 GARAY RIDL (OPP)
8	9	17 WORSLEY JOSEPH (L)		5	8	12 MARQUEZ RICARDO (L)
17	75	Total Team	Set	7	68	Total Team
17	65	9 MA'A MICAH (OPP)		7	61	15 ARANDA CHRISTIAN (S)
43	51	Total Team	Reception	39	60	Total Team
14	14	19 EWERT JORDAN (OH)	Success - Faults	13	17	11 CRUZ BRUNO (OH)
16	19	17 WORSLEY JOSEPH (L)	# Attempts	16	28	12 MARQUEZ RICARDO (L)

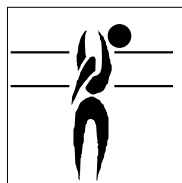
■ Starting line-up Pts = Points scored [nn] = Captain
□ Substitute Atts = Attempts L = Libero
Opp = Opponent





P-5 VOLLEYBALL • Players ranking by skills

NORCEGA Boys' Youth Championship 2014



Best Scorers

Rk	No	Name	Team	Spike	Block	Serve	Total
1	8	GUTIERREZ MIGUEL (OPP)	CUB	58	11	5	74
2	3	CHACON WAGNER (OH)	GUA	58	2	5	65
3	5	FLORES ERIK (OPP)	GUA	57	4	3	64
4	11	CRUZ BRUNO (OH)	MEX	50	3	6	59
5	6	GARAY RIDL (OPP)	MEX	44	3	10	57
6	8	STAPLETON ANDRIY (OH)	BAR	47	6	3	56
7	10	PELAYO ISMEL (OH)	CUB	41	4	6	51
8	1	DEFALCO TOREY (OH)	USA	37	3	2	42
9	11	OCASIO LUIS (OH)	PUR	31	3	4	38
10	7	REYES JUAN (OH)	NCA	31	2	4	37
11	3	CYRUS CARLOS (OH)	BAR	31	2	1	34
12	17	RODRIGUEZ JOANATHAN (OH)	PUR	25	3	5	33
13	2	RODRIGUEZ RODOLFO (OH)	CUB	20	9	3	32
14	5	ESPINOSA ROBERTO (OH)	NCA	23	5	3	31
15	3	CONCEPCION JAVIER (MB)	CUB	13	13	1	27
15	13	MANJAREZ MARCO POLO (OH)	MEX	17	2	8	27
17	19	EWERT JORDAN (OH)	USA	13	5	8	26
18	14	STADICK SCOTT (MB)	USA	17	8	0	25
18	3	HERNANDEZ JANEUDY (OH)	PUR	21	2	2	25
20	7	BRISENO CARLOS (MB)	MEX	12	6	4	22
21	8	VANEGAS FREDDY (MB)	NCA	13	8	0	21
21	15	ARANDA CHRISTIAN (S)	MEX	12	5	4	21
23	5	NILES ADAM (OH)	BAR	15	2	3	20
23	5	BARRETE LAZARO LUIS (MB)	CUB	14	4	2	20
25	11	BARRIOS GABRIEL ALEJANDRO (S)	NCA	16	1	2	19
25	4	LOPEZ ORLANDO (MB)	MEX	10	9	0	19
27	10	TUANIGA JOSHUA (S)	USA	5	3	10	18
28	9	MA'A MICAH (OPP)	USA	11	3	3	17
29	3	BALTAZAR ALBERTO (OH)	MEX	13	2	1	16
30	15	OBERENDER BRANDEN (MB)	USA	9	2	4	15
30	13	MAYERS AHKEEM (S)	BAR	12	2	1	15
30	12	BISHOP SHAMAR (MB)	BAR	9	4	2	15
30	10	FERNANDEZ IVAN (MB)	PUR	12	3	0	15
30	1	FERNANDEZ LAZARO (MB)	PUR	12	1	2	15
30	8	ROBLES FRANCIS (OH)	PUR	10	2	3	15
36	2	GARCIA DENIS (OH)	NCA	12	1	1	14
36	6	MONTES DE OCA JAVIEL (S)	CUB	4	7	3	14
36	10	DE LOS ANGELES CRISTIAN (MB)	GUA	9	5	0	14
39	2	NADAL YADIEL (OPP)	PUR	13	0	0	13
39	15	FLORENTINO OSCAR (S)	PUR	2	2	9	13
41	7	LECLAIR DANE (OPP)	USA	4	2	6	12
41	12	MALDONADO EDGAR (S)	GUA	8	2	2	12
43	8	MENDOZA RICARDO (MB)	GUA	9	2	0	11
43	9	OMELAS ALEJANDRO (MB)	MEX	6	3	2	11
45	1	LEON DU HENRY (OH)	GUA	6	4	0	10
46	16	DOUGHTY PAUL (S)	BAR	4	2	1	7
47	14	CLAVELL KEVIN (OPP)	PUR	6	0	0	6
47	9	BRYAN GUSTAVO (OPP)	CUB	3	1	2	6
49	5	ROSENMEIER BRETT (OH)	USA	2	0	3	5
49	6	PINEDA EDRAS (MB)	GUA	2	2	1	5
Total tournament				929	186	161	1,276





P-5 VOLLEYBALL • Players ranking by skills

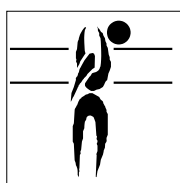
NORCEGA Boys' Youth Championship 2014



Best Spikers

Limit: 15.00%

Rk	No	Name	Team	Spikes	Faults	Shots	Total Attempts	Succ. %
1	1	DEFALCO TOREY (OH)	USA	37	9	19	65	56.92
2	11	CRUZ BRUNO (OH)	MEX	50	17	32	99	50.51
3	8	STAPLETON ANDRIY (OH)	BAR	47	30	18	95	49.47
4	8	GUTIERREZ MIGUEL (OPP)	CUB	58	32	31	121	47.93
5	10	PELAYO ISMEL (OH)	CUB	41	12	34	87	47.13
6	5	ESPINOSA ROBERTO (OH)	NCA	23	12	14	49	46.94
7	11	OCASIO LUIS (OH)	PUR	31	11	25	67	46.27
8	3	CHACON WAGNER (OH)	GUA	58	33	49	140	41.43
9	17	RODRIGUEZ JOANATHAN (OH)	PUR	25	12	26	63	39.68
10	7	REYES JUAN (OH)	NCA	31	20	28	79	39.24
Total Tournament				929	479	891	2,299	40.41



Best Blockers

Rk	No	Name	Team	Kill Blocks	Faults	Rebounds	Total Attempts	Avg. by set
1	3	CONCEPCION JAVIER (MB)	CUB	13	13	5	31	0.93
2	14	STADICK SCOTT (MB)	USA	8	3	8	19	0.89
3	8	GUTIERREZ MIGUEL (OPP)	CUB	11	8	5	24	0.79
4	8	VANEGAS FREDDY (MB)	NCA	8	7	15	30	0.67
5	2	RODRIGUEZ RODOLFO (OH)	CUB	9	6	4	19	0.64
6	19	EWERT JORDAN (OH)	USA	5	4	2	11	0.56
7	8	STAPLETON ANDRIY (OH)	BAR	6	17	5	28	0.55
8	4	LOPEZ ORLANDO (MB)	MEX	9	14	21	44	0.53
9	6	MONTES DE OCA JAVIEL (S)	CUB	7	9	6	22	0.50
10	5	ESPINOSA ROBERTO (OH)	NCA	5	10	9	24	0.42
Total Tournament				186	318	317	821	4.04



Best Servers


Rk	No	Name	Team	Aces	Faults	Serve Hits	Total Attempts	Avg. by set
1	10	TUANIGA JOSHUA (S)	USA	10	6	16	32	1.11
2	19	EWERT JORDAN (OH)	USA	8	6	26	40	0.89
3	15	FLORENTINO OSCAR (S)	PUR	9	3	35	47	0.75
4	7	LECLAIR DANE (OPP)	USA	6	4	23	33	0.67
5	6	GARAY RIDL (OPP)	MEX	10	11	53	74	0.59
6	13	MANJAREZ MARCO POLO (OH)	MEX	8	4	29	41	0.47
7	15	OBERENDER BRANDEN (MB)	USA	4	3	14	21	0.44
8	10	PELAYO ISMEL (OH)	CUB	6	6	38	50	0.43
9	17	RODRIGUEZ JOANATHAN (OH)	PUR	5	3	26	34	0.42
10	8	GUTIERREZ MIGUEL (OPP)	CUB	5	7	36	48	0.36
Total Tournament				161	266	1,498	1,925	3.50





P-5 VOLLEYBALL • Players ranking by skills

NORCEGA Boys' Youth Championship 2014




Best Diggers

Rk	No	Name	Team	Digs	Faults	Receptions	Total Attempts	Avg. by set
1	15	SALAZAR LIONNIS (L)	CUB	62	8	4	74	4.43
2	5	PACHECO JOSE (L)	PUR	46	6	2	54	3.83
3	10	CASTILLO MIGUEL (L)	NCA	38	6	3	47	3.17
4	17	WORSLEY JOSEPH (L)	USA	25	3	2	30	2.78
5	12	MARQUEZ RICARDO (L)	MEX	43	7	1	51	2.53
6	11	JUAREZ ERICK (L)	GUA	40	5	1	46	2.35
7	11	BARRIOS GABRIEL ALEJANDRO (S)	NCA	28	7	2	37	2.33
8	16	DOUGHTY PAUL (S)	BAR	23	7	3	33	2.09
9	8	STAPLETON ANDRIY (OH)	BAR	22	7	1	30	2.00
10	1	JORDAN ASHAN (L)	BAR	21	2	4	27	1.91
Total Tournament				926	195	66	1,187	20.13



Best Setters

Rk	No	Name	Team	Running Sets	Faults	Still Sets	Total Attempts	Avg. by set
1	10	TUANIGA JOSHUA (S)	USA	38	1	43	82	4.22
2	15	FLORENTINO OSCAR (S)	PUR	32	3	217	252	2.67
3	15	ARANDA CHRISTIAN (S)	MEX	35	8	254	297	2.06
4	9	MA'A MICAH (OPP)	USA	18	4	65	87	2.00
5	6	MONTES DE OCA JAVIEL (S)	CUB	23	3	247	273	1.64
6	7	RUANO ADAN (S)	GUA	26	4	207	237	1.53
7	16	DOUGHTY PAUL (S)	BAR	12	9	187	208	1.09
8	1	LEON DU HENRY (OH)	GUA	13	9	89	111	0.76
9	12	TALAVERA CARLOS (S)	NCA	7	3	162	172	0.58
10	9	RODRIGUEZ AUGUSTO (S)	PUR	5	1	25	31	0.42
Total Tournament				219	68	1,898	2,185	4.76



Best Receivers

Limit: 20.00%


Rk	No	Name	Team	Excellents	Faults	Serve Receptions	Total Attempts	Eff. %
1	19	EWERT JORDAN (OH)	USA	33	-	-	33	100.00
2	10	PELAYO ISMEL (OH)	CUB	65	1	6	72	88.89
3	17	WORSLEY JOSEPH (L)	USA	43	-	6	49	87.76
4	11	BARRIOS GABRIEL ALEJANDRO (S)	NCA	60	4	7	71	78.87
5	5	PACHECO JOSE (L)	PUR	64	7	4	75	76.00
6	1	DEFALCO TOREY (OH)	USA	24	2	5	31	70.97
7	3	CHACON WAGNER (OH)	GUA	100	12	16	128	68.75
8	11	CRUZ BRUNO (OH)	MEX	82	10	14	106	67.92
9	15	SALAZAR LIONNIS (L)	CUB	48	7	9	64	64.06
10	1	JORDAN ASHAN (L)	BAR	44	5	17	66	59.09
Total Tournament				1,178	188	288	1,654	59.85





P-5 VOLLEYBALL • Players ranking by skills

NORCEGA Boys' Youth Championship 2014



Best Liberos

Rk	No	Name	Team	Excellents	Faults	In play	Total attempts	Avg. by set
1	10	CASTILLO MIGUEL (L)	NCA	120	23	19	162	10.00
2	5	PACHECO JOSE (L)	PUR	110	13	6	129	9.17
3	15	SALAZAR LIONNIS (L)	CUB	110	15	13	138	7.86
4	17	WORSLEY JOSEPH (L)	USA	68	3	8	79	7.56
5	11	JUAREZ ERICK (L)	GUA	115	25	20	160	6.76
6	1	JORDAN ASHAN (L)	BAR	65	7	21	93	5.91
7	12	MARQUEZ RICARDO (L)	MEX	100	16	19	135	5.88





P-6 VOLLEYBALL • Teams ranking by skills

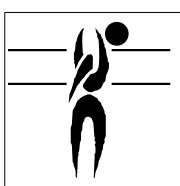
NORCEGA Boys' Youth Championship 2014



Best Spikers


Limit: 15.00%

Rk	Team	Spikes	Faults	Shots	Total Attempts	Succ. %
1	USA United States	104	35	74	213	48.83
2	CUB Cuba	155	66	120	341	45.45
3	MEX Mexico	168	65	145	378	44.44
4	BAR Barbados	120	66	107	293	40.96
5	PUR Puerto Rico	132	68	130	330	40.00
6	GUA Guatemala	151	108	180	439	34.40
7	NCA Nicaragua	99	71	135	305	32.46
Total Tournament		929	479	891	2,299	40.41



Best Blockers

Rk	Team	Kill Blocks	Faults	Rebounds	Total Attempts	Avg. by set
1	CUB Cuba	49	51	42	142	3.50
2	USA United States	29	34	30	93	3.22
3	MEX Mexico	33	53	76	162	1.94
4	BAR Barbados	19	49	48	116	1.73
5	NCA Nicaragua	18	36	45	99	1.50
6	PUR Puerto Rico	16	37	30	83	1.33
7	GUA Guatemala	22	58	46	126	1.29
Total Tournament		186	318	317	821	4.04



Best Servers


Rk	Team	Aces	Faults	Serve Hits	Total Attempts	Avg. by set
1	USA United States	36	39	145	220	4.00
2	MEX Mexico	39	49	291	379	2.29
3	PUR Puerto Rico	25	39	197	261	2.08
4	CUB Cuba	24	30	261	315	1.71
5	NCA Nicaragua	14	30	193	237	1.17
6	BAR Barbados	11	26	175	212	1.00
7	GUA Guatemala	12	53	236	301	0.71
Total Tournament		161	266	1,498	1,925	3.50





P-6 VOLLEYBALL • Teams ranking by skills

NORCEGA Boys' Youth Championship 2014



Best Diggers

Rk	Team	Digs	Faults	Receptions	Total Attempts	Avg. by set
1	PUR Puerto Rico	140	29	4	173	11.67
2	NCA Nicaragua	128	33	13	174	10.67
3	BAR Barbados	116	29	15	160	10.55
4	CUB Cuba	137	24	8	169	9.79
5	USA United States	86	16	4	106	9.56
6	MEX Mexico	161	23	15	199	9.47
7	GUA Guatemala	158	41	7	206	9.29
Total Tournament		926	195	66	1,187	20.13



Best Setters

Rk	Team	Running Sets	Faults	Still Sets	Total Attempts	Avg. by set
1	USA United States	56	6	128	190	6.22
2	PUR Puerto Rico	37	8	272	317	3.08
3	GUA Guatemala	41	15	366	422	2.41
4	MEX Mexico	35	11	315	361	2.06
5	CUB Cuba	26	9	289	324	1.86
6	BAR Barbados	12	12	260	284	1.09
7	NCA Nicaragua	12	7	268	287	1.00
Total Tournament		219	68	1,898	2,185	4.76



Best Receivers

Limit: 20.00%

Rk	Team	Excellents	Faults	Serve Receptions	Total Attempts	Eff. %
1	USA United States	110	5	13	128	82.03
2	CUB Cuba	165	16	35	216	68.98
3	PUR Puerto Rico	165	24	30	219	64.38
4	MEX Mexico	195	29	46	270	61.48
5	BAR Barbados	140	21	62	223	53.36
6	GUA Guatemala	239	53	64	356	52.25
7	NCA Nicaragua	164	40	38	242	51.24
Total Tournament		1,178	188	288	1,654	59.85



Nicaragua Finishes Fifth with Victory over Guatemala

TULSA, United States (July 18, 2014) – Nicaragua finished the NORCECA Boys' Under-19 Continental Championship in fifth place with a 25-21, 25-18, 28-26 win over Guatemala on Friday at the Cox Business Center.

Nicaragua finishes the tournament 1-3 while Guatemala is 1-4.

Nicaragua Team Captain Alejandro Gabriel called the victory important for his team.

“This is the second time we have played against Guatemala,” Gabriel said. “The first time, we lost. It means a lot to win the second match and it was really tough.”



Nicaragua had a slight edge in kills (37-36), but dominated the blocks (9-5) and aces (7-1).

Guatemala Team Captain Henry Leon thought his team might have been overconfident.

“Last year we beat them 3-0, and it wasn’t really a tight game,” Leon said. “I think we were overconfident and we lost concentration.”

The most competitive set was the third when it came back from trailing 18-15 and tied the score at 18-18. Guatemala reached set point first at 25-24, but Nicaragua tied the score with a kill. Guatemala took a second set point at 26-25, but Nicaragua’s Freddy Vanegas scored with a kill and Juan Reyes gave Nicaragua the victory with two straight aces.

Nicaragua’s Roberto Espinosa led all scorers with 17 points on 10 attacks, a match-high five blocks and two aces. Reyes added 13 points on 10 attacks, one block and two aces.

Wagner Chacon and Erik Flores each scored 14 points for Guatemala. Chacon scored all his points on kills. Flores had 12 attacks, one block and one ace.

Quotes

Nicaragua Captain Alejandro Gabriel: “This is the second time we’ve played against Guatemala. The first time we lost so it means a lot to win the second match and it was really tough. This was an amazing experience for all the players on this team. I hope I get to have this experience again.”

Nicaragua Coach Osman Hernandez: “Before leaving Nicaragua, our goal was to finish at least fifth. So we got our goal. It was really important to win this match because we do not get to play in many tournaments like this. So it was really important for our country that we finished the way we wanted.”

Guatemala Captain Henry Leon: “I think we were overconfident about the game. Last year we beat them 3-0, and it wasn’t really a tight game. I think we were overconfident and we lost concentration. The whole team just failed the test. I think we have to really work for the next tournament, which is next year – the Central American Championship so we can participate in NORCECA again. We were missing two valuable players. But a volleyball team is not made out of two players, it is made of the team. So it is no excuse.”

Guatemala Coach Aldan Palaez: “I could tell before the match that the team was not focused. I tried talking to them, but it didn’t help.”

Cuba Win Puts it in NORCECA Final and FIVB Worlds

TULSA, United States (July 18, 2014) – Cuba qualified for the gold medal match and qualified for the 2015 FIVB World Championship with a 25-21, 25-17, 25-15 win over Puerto Rico on Friday at the Cox Business Center Arena.

Cuba (4-0) will play in Saturday's gold medal match at 6 p.m. CT. Puerto Rico will play for bronze at 4 p.m. The top three finishers at the tournament will qualify for the 2015 World Championship.

Cuba's block proved to be the big difference in the match as the Caribbean side led 14-1. It held a much smaller lead in kills (37-34) and aces (2-0). Cuba scored 22 points on Puerto Rico errors while committing 18.

"It was a very important match today and I am very happy with the way we played," Cuba Coach Roberto Garcia Garci said. "Definitely going to the finals was one of the main goals that we had."



Cuba's Miguel Gutierrez led all scorers with 18 points on a match-high 13 kills and a match-high five blocks. Ismel Pelayo added nine points on eight attacks and one ace. Javier Concepcion totaled eight points on four kills and four blocks.

Joanathan Rodriquez led Puerto Rico with 10 points on 10 kills. Luis Ocasio added eight points on eight attacks.

Quotes

Cuba Captain Daikel Fernandez: "It is amazing to go to the final. We played really well and we are really happy."

Cuba Coach Roberto Garcia Garci: "It was a very important match today and I am very happy with the way we played. Definitely going to the finals was one of the main goals that we had. One of the main things was qualifying for the World Championship, and we did that. Tomorrow we are going to play with our hearts to win the final."

Puerto Rico Captain: Luis Ocasio: "The main weakness was our reception and our defense did not play like we expected. We knew Cuba was a very good team. We were prepared for them."

Puerto Rico Coach Julio Ruvira: "We made too many mental mistakes throughout the game. It made it very difficult to get the most important points throughout the three sets. If we were going to go practice right now we would focus on reception. That would be the main thing."

Team USA Qualifies for Worlds and Gold Medal Match

TULSA, United States (July 18, 2014) – The U.S. Boys' Youth National Team qualified for the 2015 FIVB World Championship and for the gold medal match at the NORCECA U19 Boys' Continental Championship with a 25-22, 25-14, 25-21 win over Mexico on Friday at the Cox Business Center Arena.

Team USA (3-0) will play Cuba (4-0) for the gold medal at 6 p.m. CT on Saturday. Mexico (3-2) will play Puerto Rico (2-2) for the bronze medal and the final qualifying slot for the 2015 FIVB World Championship. Only the top three teams qualify.

"I want to say congratulations to Mexico," U.S. Head Coach Ken Shibuya said. "They are a really good team. I don't think the score indicated how good they are. We were really excited to beat them because they have kind of put it on us the last few years."

Team USA overwhelmed Mexico, who said it struggled with its attitude during the match.

"We started the first set with a negative attitude," Mexico Captain Ridl Garay said. "Our main focus tomorrow is to improve our attitude because our main goal is to qualify for the World Championship."

The U.S. Boys' Youth Team led in kills (39-24), blocks (7-3), aces (9-3) and digs (36-26). Mexico scored 27 points on U.S. errors while committing 20.

"Mexico really came with the emotion that we expected them to," U.S. Captain Dane Leclair said. "I felt our team collected itself pretty well and grinded that one out start to finish."

The United States' T.J. DeFalco led all scorers with 25 points on a match-high 24 attacks and one block. Jordan Ewert added eight points on four kills, a match-high three aces and one block. Scott Stadick scored eight points on four kills and a match-high four blocks.

Ridl Garay and Bruno Cruz scored 11 points each for Mexico. Garay scored all his points on kills while Cruz scored on nine attacks and two blocks.

The U.S. trailed 16-15 in the first set when it scored on a kill and block by DeFalco along with a Mexico violation. Mexico pulled to within one point at 18-17, but never caught up. The U.S. jumped out to an 8-2 lead in the second set and Mexico never threatened. In the third set, Mexico led 17-16 when it served into the net. The U.S. got an ace from Leclair and Mexico hit its next attack out of bounds to put the U.S. ahead 19-17. Mexico came back with a kill, but the U.S. responded with kills from Ewert and DeFalco to put the set and match out of reach.

Quotes

Mexico Captain Ridl Garay: "We started the first set with a negative attitude. Our main focus tomorrow is to improve our attitude because our main goal is to qualify for the World Championship."

Mexico Coach Gabriela Alarcon: "Our team was very excited to play at the beginning. The United States' serves were really hard and the reception was really hard. I was not happy with their attitude. Tomorrow will be the last opportunity to qualify so we will fight with everything we have."

U.S. Captain Dane Leclair: "Mexico really came with the emotion that we expected them to. I felt our team collected itself pretty well and grinded that one out start to finish. As the game went on, you saw what our serving could do. We got a lot of aces and forced a lot of bad passes, which is our goal."

U.S. Coach Ken Shibuya: "I want to say congratulations to Mexico. They are a really good team. I don't think the score indicated how good they are. We were really excited to beat them because they have kind of put it on us the last few years. Cuba is a program that has been working the last year together. They are extremely physical and talented. We will have to play our game well."

