





**U21 Continental Championship**  
**July 27 - August 4, 2014 / El Salvador**  
**Programa de Entrenamiento / Training Schedule**



| <b>Día / Day</b> | <b>Hora / Time</b> | <b>Palacio de los Deportes / Competition Venue</b> | <b>FESAVOL / Training I</b> | <b>FESAVOL / Training II</b> |
|------------------|--------------------|--|-----------------------------|------------------------------|
| <b>03-ago-14</b> | 08:00              |  | ESA (15:00)                 | BAR (15:00)                  |
|                  | 09:30              | CAN (19:00)  | USA (17:00)                 | PUR (17:00)                  |
|                  | 11:00              | CUB (19:00)  |                             |                              |
|                  | 12:30              |  |                             |                              |
|                  | 14:00              |  |                             |                              |
|                  |                    |  |                             |                              |
|                  | 15:00              | ESA vs BAR   |                             |                              |
|                  | 17:00              | USA vs PUR   |                             |                              |
|                  | 19:00              | CAN vs CUB   |                             |                              |



**Calendario y Formato de Competencia / Competition Format and Match Schedule**

| GROUP-A |        |       |       |    |     |                         |       |       |       |       |          |                |
|---------|--------|-------|-------|----|-----|-------------------------|-------|-------|-------|-------|----------|----------------|
| No.     | Date   | Time  | Teams |    | Set | Result per set (points) |       |       |       |       | POSITION |                |
|         |        |       |       |    |     | 1                       | 2     | 3     | 4     | 5     |          |                |
| 4       | 29-jul | 20:00 | BAR   | vs | ESA | 3 - 1                   | 25-21 | 15-25 | 25-17 | 25-20 |          | 1. BARBADOS    |
| 7       | 30-jul | 18:00 | HON   | vs | BAR | 1 - 3                   | 25-22 | 18-25 | 22-25 | 19-25 |          | 2. EL SALVADOR |
| 12      | 31-jul | 20:00 | ESA   | vs | HON | 3 - 1                   | 22-25 | 25-21 | 25-23 | 25-19 |          | 3. HONDURAS    |

| GROUP-B |        |       |       |    |     |                         |       |       |       |       |          |                |
|---------|--------|-------|-------|----|-----|-------------------------|-------|-------|-------|-------|----------|----------------|
| No.     | Date   | Time  | Teams |    | Set | Result per set (points) |       |       |       |       | POSITION |                |
|         |        |       |       |    |     | 1                       | 2     | 3     | 4     | 5     |          |                |
| 2       | 29-jul | 16:00 | PUR   | vs | LCA | 3 - 0                   | 25-10 | 25-15 | 25-12 |       |          | 1. CANADA      |
| 6       | 30-jul | 16:00 | LCA   | vs | CAN | 0 - 3                   | 10-25 | 7-25  | 8-25  |       |          | 2. PUERTO RICO |
| 10      | 31-jul | 16:00 | CAN   | vs | PUR | 3 - 2                   | 25-23 | 25-27 | 25-23 | 23-25 | 15-10    | 3. SAINT LUCIA |

| GROUP-C |        |       |       |    |     |                         |       |       |       |       |          |                  |
|---------|--------|-------|-------|----|-----|-------------------------|-------|-------|-------|-------|----------|------------------|
| No.     | Date   | Time  | Teams |    | Set | Result per set (points) |       |       |       |       | POSITION |                  |
|         |        |       |       |    |     | 1                       | 2     | 3     | 4     | 5     |          |                  |
| 1       | 29-jul | 14:00 | USA   | vs | NCA | 3 - 0                   | 25-12 | 25-23 | 25-20 |       |          | 1. CUBA          |
| 3       | 29-jul | 18:00 | MEX   | vs | CUB | 1 - 3                   | 17-25 | 13-25 | 25-23 | 16-25 |          | 2. UNITED STATES |
| 5       | 30-jul | 14:00 | MEX   | vs | NCA | 3 - 0                   | 25-11 | 25-19 | 25-11 |       |          | 3. MEXICO        |
| 8       | 30-jul | 20:00 | USA   | vs | CUB | 0 - 3                   | 13-25 | 16-25 | 18-25 |       |          | 4. NICARAGUA     |
| 9       | 31-jul | 14:00 | CUB   | vs | NCA | 3 - 0                   | 25-6  | 25-10 | 25-11 |       |          |                  |
| 11      | 31-jul | 18:00 | USA   | vs | MEX | 3 - 1                   | 25-18 | 25-21 | 17-25 | 25-11 |          |                  |

| CLASSIFICATION 9 |        |       |       |    |     |                         |       |       |       |   |  |
|------------------|--------|-------|-------|----|-----|-------------------------|-------|-------|-------|---|--|
| No.              | Date   | Time  | Teams |    | Set | Result per set (points) |       |       |       |   |  |
|                  |        |       |       |    |     | 1                       | 2     | 3     | 4     | 5 |  |
| 13               | 01-ago | 15:00 | HON   | vs | LCA | 3 - 0                   | 25-10 | 25-10 | 25-19 |   |  |

| QUARTERFINALS |        |       |       |    |     |                         |       |       |       |   |  |
|---------------|--------|-------|-------|----|-----|-------------------------|-------|-------|-------|---|--|
| No.           | Date   | Time  | Teams |    | Set | Result per set (points) |       |       |       |   |  |
|               |        |       |       |    |     | 1                       | 2     | 3     | 4     | 5 |  |
| 14            | 01-ago | 17:00 | USA   | vs | ESA | 3 - 0                   | 25-15 | 25-21 | 25-18 |   |  |
| 15            | 01-ago | 19:00 | BAR   | vs | PUR | 0 - 3                   | 13-25 | 18-25 | 12-25 |   |  |

| FINAL CLASSIFICATION 7/8 |        |       |       |    |     |                         |       |       |       |   |  |
|--------------------------|--------|-------|-------|----|-----|-------------------------|-------|-------|-------|---|--|
| No.                      | Date   | Time  | Teams |    | Set | Result per set (points) |       |       |       |   |  |
|                          |        |       |       |    |     | 1                       | 2     | 3     | 4     | 5 |  |
| 16                       | 02-ago | 15:00 | MEX   | vs | HON | 3 - 0                   | 25-17 | 25-15 | 25-20 |   |  |

| SEMIFINALS |        |       |       |    |     |                         |       |       |       |       |      |
|------------|--------|-------|-------|----|-----|-------------------------|-------|-------|-------|-------|------|
| No.        | Date   | Time  | Teams |    | Set | Result per set (points) |       |       |       |       |      |
|            |        |       |       |    |     | 1                       | 2     | 3     | 4     | 5     |      |
| 17         | 02-ago | 17:00 | CAN   | vs | USA | 3 - 2                   | 23-25 | 25-14 | 20-25 | 25-22 | 15-9 |
| 18         | 02-ago | 19:00 | CUB   | vs | PUR | 3 - 0                   | 25-19 | 25-18 | 25-19 |       |      |

| FINAL CLASSIFICATION 5/6 |        |       |       |    |     |                         |   |   |   |   |  |
|--------------------------|--------|-------|-------|----|-----|-------------------------|---|---|---|---|--|
| No.                      | Date   | Time  | Teams |    | Set | Result per set (points) |   |   |   |   |  |
|                          |        |       |       |    |     | 1                       | 2 | 3 | 4 | 5 |  |
| 19                       | 03-ago | 15:00 | ESA   | vs | BAR |                         |   |   |   |   |  |

| FINALS |        |       |       |    |     |                         |   |   |   |   |  |
|--------|--------|-------|-------|----|-----|-------------------------|---|---|---|---|--|
| No.    | Date   | Time  | Teams |    | Set | Result per set (points) |   |   |   |   |  |
|        |        |       |       |    |     | 1                       | 2 | 3 | 4 | 5 |  |
| 20     | 03-ago | 17:00 | USA   | vs | PUR |                         |   |   |   |   |  |
| 21     | 03-ago | 19:00 | CAN   | vs | CUB |                         |   |   |   |   |  |

\*NOTE1: For the Classification, Quarterfinal and Semifinal Rounds, according to the FIVB General Competition Regulations, it must be avoided that teams from the same group play each other.

\*NOTE2: According to the established competition format and the FIVB General Regulations, for the Classification, Quarterfinal and

\*NOTE3: Highest Ranking (HR) followed by a number (1, 2 or 3) indicates the team's position among the teams from other pools with the same position (1st, 2nd or 3rd) in their group after the Group Preliminary Round based on the VIS point ratio result.

\*NOTE4: Winner of M12 = Winner of Match #12, etc.

\*NOTE: The team finishing 4th. In Group C, will be placed in 10th position of the final ranking.







# P-4 VOLLEYBALL • Collated results & ranking



## NORCECA Mens U 21 Continental Championship 2014

### Results of Saturday, 02' 2e 'August' 2e '2014

### MATCH RESULTS

#### Preliminary Round Group A

| No | Date       | Teams     | Set | Result per set (points) |       |       |       |   | Total Points | Time | Spectators |
|----|------------|-----------|-----|-------------------------|-------|-------|-------|---|--------------|------|------------|
|    |            |           |     | 1                       | 2     | 3     | 4     | 5 |              |      |            |
| 4  | 29/07/2014 | BAR - ESA | 3-1 | 25-21                   | 15-25 | 25-17 | 25-20 |   | 90- 83       | 1:44 | 500        |
| 7  | 30/07/2014 | HON - BAR | 1-3 | 25-22                   | 18-25 | 22-25 | 19-25 |   | 84- 97       | 1:53 | 250        |
| 12 | 31/07/2014 | ESA - HON | 3-1 | 22-25                   | 25-21 | 25-23 | 25-19 |   | 97- 88       | 1:50 | 800        |

#### Preliminary Round Group B

| No | Date       | Teams     | Set | Result per set (points) |       |       |       |       | Total Points | Time | Spectators |
|----|------------|-----------|-----|-------------------------|-------|-------|-------|-------|--------------|------|------------|
|    |            |           |     | 1                       | 2     | 3     | 4     | 5     |              |      |            |
| 2  | 29/07/2014 | PUR - LCA | 3-0 | 25-10                   | 25-15 | 25-12 |       |       | 75- 37       | 1:11 | 200        |
| 6  | 30/07/2014 | LCA - CAN | 0-3 | 10-25                   | 7-25  | 8-25  |       |       | 25- 75       | 1:01 | 150        |
| 10 | 31/07/2014 | CAN - PUR | 3-2 | 25-23                   | 25-27 | 25-23 | 23-25 | 15-10 | 113-108      | 2:30 | 200        |

#### Preliminary Round Group C

| No | Date       | Teams     | Set | Result per set (points) |       |       |       |   | Total Points | Time | Spectators |
|----|------------|-----------|-----|-------------------------|-------|-------|-------|---|--------------|------|------------|
|    |            |           |     | 1                       | 2     | 3     | 4     | 5 |              |      |            |
| 1  | 29/07/2014 | USA - NCA | 3-0 | 25-12                   | 25-13 | 25-20 |       |   | 75- 45       | 1:15 | 150        |
| 3  | 29/07/2014 | MEX - CUB | 1-3 | 17-25                   | 13-25 | 25-23 | 16-25 |   | 71- 98       | 1:55 | 500        |
| 5  | 30/07/2014 | MEX - NCA | 3-0 | 25-11                   | 25-19 | 25-11 |       |   | 75- 41       | 1:12 | 100        |
| 8  | 30/07/2014 | USA - CUB | 0-3 | 13-25                   | 16-25 | 18-25 |       |   | 47- 75       | 1:21 | 700        |
| 9  | 31/07/2014 | CUB - NCA | 3-0 | 25- 6                   | 25-10 | 25-11 |       |   | 75- 27       | 1:04 | 100        |
| 11 | 31/07/2014 | USA - MEX | 3-1 | 25-18                   | 25-21 | 17-25 | 25-11 |   | 92- 75       | 1:45 | 350        |

#### Classification 9

| No | Date       | Teams     | Set | Result per set (points) |       |       |   |   | Total Points | Time | Spectators |
|----|------------|-----------|-----|-------------------------|-------|-------|---|---|--------------|------|------------|
|    |            |           |     | 1                       | 2     | 3     | 4 | 5 |              |      |            |
| 13 | 01/08/2014 | HON - LCA | 3-0 | 25-10                   | 25-10 | 25-19 |   |   | 75- 39       | 1:09 | 150        |

#### Quarterfinals

| No | Date       | Teams     | Set | Result per set (points) |       |       |   |   | Total Points | Time | Spectators |
|----|------------|-----------|-----|-------------------------|-------|-------|---|---|--------------|------|------------|
|    |            |           |     | 1                       | 2     | 3     | 4 | 5 |              |      |            |
| 14 | 01/08/2014 | USA - ESA | 3-0 | 25-15                   | 25-21 | 25-18 |   |   | 75- 54       | 1:14 | 450        |
| 15 | 01/08/2014 | BAR - PUR | 0-3 | 13-25                   | 18-25 | 12-25 |   |   | 43- 75       | 1:11 | 500        |

#### Semifinals

| No | Date       | Teams     | Set | Result per set (points) |       |       |       |       | Total Points | Time | Spectators |
|----|------------|-----------|-----|-------------------------|-------|-------|-------|-------|--------------|------|------------|
|    |            |           |     | 1                       | 2     | 3     | 4     | 5     |              |      |            |
| 17 | 02/08/2014 | CAN - USA | 3-2 | 23-25                   | 25-14 | 20-25 | 25-22 | 15- 9 | 108- 95      | 2:13 | 750        |
| 18 | 02/08/2014 | CUB - PUR | 3-0 | 25-19                   | 25-18 | 25-19 |       |       | 75- 56       | 1:19 | 800        |

#### Final

| No | Date       | Teams     | Set | Result per set (points) |       |       |   |   | Total Points | Time | Spectators |
|----|------------|-----------|-----|-------------------------|-------|-------|---|---|--------------|------|------------|
|    |            |           |     | 1                       | 2     | 3     | 4 | 5 |              |      |            |
| 16 | 02/08/2014 | MEX - HON | 3-0 | 25-17                   | 25-15 | 25-20 |   |   | 75- 52       | 1:11 | 100        |

### TEAM RANKING

#### Preliminary Round Group A

| Rk | Code | Team        | Matches |   |   |   | Results Details |     |     |     |     |     | Points |     |       | Sets |   |       |
|----|------|-------------|---------|---|---|---|-----------------|-----|-----|-----|-----|-----|--------|-----|-------|------|---|-------|
|    |      |             | Pts     | T | W | L | 3-0             | 3-1 | 3-2 | 2-3 | 1-3 | 0-3 | W      | L   | Ratio | W    | L | Ratio |
| 1  | BAR  | Barbados    | 8       | 2 | 2 | 0 | 0               | 2   | 0   | 0   | 0   | 0   | 187    | 167 | 1.120 | 6    | 2 | 3.000 |
| 2  | ESA  | El Salvador | 5       | 2 | 1 | 1 | 0               | 1   | 0   | 0   | 1   | 0   | 180    | 178 | 1.011 | 4    | 4 | 1.000 |
| 3  | HON  | Honduras    | 2       | 2 | 0 | 2 | 0               | 0   | 0   | 0   | 2   | 0   | 172    | 194 | 0.887 | 2    | 6 | 0.333 |





**P-4 VOLLEYBALL • Collated results & ranking**



NORCECA Mens U 21 Continental Championship 2014  
Results of Saturday, 02' 2e 'August' 2e '2014

**Preliminary Round Group B**

| Rk | Code | Team        | Matches |   |   |   | Results Details |     |     |     |     |     | Points |     |       | Sets |   |       |
|----|------|-------------|---------|---|---|---|-----------------|-----|-----|-----|-----|-----|--------|-----|-------|------|---|-------|
|    |      |             | Pts     | T | W | L | 3-0             | 3-1 | 3-2 | 2-3 | 1-3 | 0-3 | W      | L   | Ratio | W    | L | Ratio |
| 1  | CAN  | Canada      | 8       | 2 | 2 | 0 | 1               | 0   | 1   | 0   | 0   | 0   | 188    | 133 | 1.414 | 6    | 2 | 3.000 |
| 2  | PUR  | Puerto Rico | 7       | 2 | 1 | 1 | 1               | 0   | 0   | 1   | 0   | 0   | 183    | 150 | 1.220 | 5    | 3 | 1.667 |
| 3  | LCA  | Saint Lucia | 0       | 2 | 0 | 2 | 0               | 0   | 0   | 0   | 0   | 2   | 62     | 150 | 0.413 | 0    | 6 |       |

**Preliminary Round Group C**

| Rk | Code | Team          | Matches |   |   |   | Results Details |     |     |     |     |     | Points |     |       | Sets |   |       |
|----|------|---------------|---------|---|---|---|-----------------|-----|-----|-----|-----|-----|--------|-----|-------|------|---|-------|
|    |      |               | Pts     | T | W | L | 3-0             | 3-1 | 3-2 | 2-3 | 1-3 | 0-3 | W      | L   | Ratio | W    | L | Ratio |
| 1  | CUB  | Cuba          | 14      | 3 | 3 | 0 | 2               | 1   | 0   | 0   | 0   | 0   | 248    | 145 | 1.710 | 9    | 1 | 9.000 |
| 2  | USA  | United States | 9       | 3 | 2 | 1 | 1               | 1   | 0   | 0   | 0   | 1   | 214    | 195 | 1.097 | 6    | 4 | 1.500 |
| 3  | MEX  | Mexico        | 7       | 3 | 1 | 2 | 1               | 0   | 0   | 0   | 2   | 0   | 221    | 231 | 0.957 | 5    | 6 | 0.833 |
| 4  | NCA  | Nicaragua     | 0       | 3 | 0 | 3 | 0               | 0   | 0   | 0   | 0   | 3   | 113    | 225 | 0.502 | 0    | 9 |       |





# P-2 VOLLEYBALL • Match result



## NORCECA Mens U 21 Continental Championship 2014 Final

**Match:** 16 **Date:** 02/08/2014 **Spectators:** 100  
**City:** San Salvador  
**Hall:** Palacio de los Deportes  
**Match duration:** Start: 15:00 End: 16:11 Total: 1:11

| Teams               | Sets | 1    | 2    | 3    | 4 | 5 | Total |
|---------------------|------|------|------|------|---|---|-------|
| MEX                 | 3    | 25   | 25   | 25   |   |   | 75    |
| HON                 | 0    | 17   | 15   | 20   |   |   | 52    |
| <b>Set duration</b> |      | 0:20 | 0:22 | 0:23 |   |   | 1:05  |

**Referees:** Wendelboe, Kevin (USA) & Figueroa, Miguel (PUR)

| MEX • Mexico |                        | 1                        | 2                        | 3                        | 4                        | 5 | Pts |
|--------------|------------------------|--------------------------|--------------------------|--------------------------|--------------------------|---|-----|
| 3            | Castro Sebastian (S)   | <input type="checkbox"/> | <input type="checkbox"/> | <input type="checkbox"/> |                          |   |     |
| 4            | Mejia Geiser (MB)      |                          | <input type="checkbox"/> |                          |                          |   | 1   |
| 5            | L Estrella Jaime (L)   | L                        | L                        | L                        |                          |   |     |
| 6            | Garay Alexis (OP)      |                          |                          |                          |                          |   |     |
| 8            | Moraila Alejandro (OH) |                          |                          |                          | <input type="checkbox"/> |   | 1   |
| 9            | Acosta Ariel (MB)      | ■                        | ■                        | ■                        |                          |   | 6   |
| 10           | Ugalde Enrique (OH)    | ■                        | ■                        | ■                        |                          |   | 11  |
| 11           | Molano Ivan (OP)       | ■                        | ■                        | <input type="checkbox"/> |                          |   | 10  |
| 13           | Martinez Alan (OH)     | ■                        | ■                        | ■                        |                          |   | 11  |
| 15           | Aranda Christian (S)   | ■                        | ■                        | ■                        |                          |   | 2   |
| 16           | Olvera Francisco (OH)  | <input type="checkbox"/> | <input type="checkbox"/> | ■                        |                          |   | 4   |
| 17           | Bojorquez Luis (MB)    | ■                        | ■                        | ■                        |                          |   | 8   |

**Coach:** Victor Porras (MEX)  
**Assistant:** Eduardo Murguía (MEX)

| HON • Honduras |                       | 1 | 2                        | 3                        | 4 | 5 | Pts |
|----------------|-----------------------|---|--------------------------|--------------------------|---|---|-----|
| 1              | Flores Andre (OH)     | ■ | ■                        | ■                        |   |   | 3   |
| 2              | Arellano Jose (S)     | ■ | ■                        | ■                        |   |   | 2   |
| 3              | Reyes Mario (OP)      | ■ | ■                        | ■                        |   |   | 7   |
| 5              | Irias Diego (MB)      | ■ | ■                        | ■                        |   |   |     |
| 6              | Arriola Jorge (OH)    |   | <input type="checkbox"/> |                          |   |   |     |
| 7              | Massu Jonathan (MB)   |   |                          |                          |   |   |     |
| 8              | Watler Ornello (MB)   | ■ | ■                        | ■                        |   |   | 4   |
| 9              | Thompson William (OH) | ■ | ■                        | ■                        |   |   | 11  |
| 11             | Avila Alejandro (S)   |   | <input type="checkbox"/> | <input type="checkbox"/> |   |   |     |
| 12             | L Napky Juan (L)      | L | L                        | L                        |   |   |     |
| 13             | Castillo Roberto (MB) |   |                          |                          |   |   |     |
| 14             | Solis Carlos (OP)     |   | <input type="checkbox"/> |                          |   |   |     |

**Coach:** Rony Martinez (HON)  
**Assistant:** Jonhatan Aguilar (HON)

### TEAMS AND PLAYERS PERFORMANCES

| Won Pts | Total Atts | No Name                 | Scoring Skills    | Won Pts | Total Atts | No Name                 |
|---------|------------|-------------------------|-------------------|---------|------------|-------------------------|
| 44      | 91         | <b>Total Team</b>       |                   | 23      | 87         | <b>Total Team</b>       |
| 10      | 19         | 10 Ugalde Enrique (OH)  | <b>Spike</b>      | 9       | 33         | 9 Thompson William (OH) |
| 9       | 23         | 13 Martinez Alan (OH)   |                   | 6       | 26         | 3 Reyes Mario (OP)      |
| 7       | 36         | <b>Total Team</b>       | <b>Block</b>      | 4       | 31         | <b>Total Team</b>       |
| 2       | 4          | 11 Molano Ivan (OP)     |                   | 2       | 4          | 9 Thompson William (OH) |
| 1       | 2          | 15 Aranda Christian (S) | <b>Serve</b>      | 1       | 9          | 8 Watler Ornello (MB)   |
| 3       | 74         | <b>Total Team</b>       |                   | 0       | 53         | <b>Total Team</b>       |
| 2       | 22         | 13 Martinez Alan (OH)   | <b>Opp. error</b> | 25      |            | <b>Total Team</b>       |
| 1       | 12         | 17 Bojorquez Luis (MB)  | <b>Total</b>      | 52      | 171        | <b>Total Team</b>       |
| 21      |            | <b>Total Team</b>       |                   |         |            |                         |
| 75      | 201        | <b>Total Team</b>       |                   |         |            |                         |

|    |    |                        |                    |    |    |                         |
|----|----|------------------------|--------------------|----|----|-------------------------|
| 11 | 39 | 10 Ugalde Enrique (OH) | <b>Best Scorer</b> | 11 | 48 | 9 Thompson William (OH) |
|----|----|------------------------|--------------------|----|----|-------------------------|

| Excellent | Total Atts | No Name                 | Non scoring Skills      | Excellent | Total Atts | No Name               |
|-----------|------------|-------------------------|-------------------------|-----------|------------|-----------------------|
| 14        | 72         | <b>Total Team</b>       |                         | 7         | 100        | <b>Total Team</b>     |
| 5         | 12         | 13 Martinez Alan (OH)   | <b>Dig</b>              | 5         | 45         | 12 Napky Juan (L)     |
| 3         | 19         | 5 Estrella Jaime (L)    |                         | 1         | 3          | 8 Watler Ornello (MB) |
| 34        | 81         | <b>Total Team</b>       | <b>Set</b>              | 13        | 78         | <b>Total Team</b>     |
| 22        | 56         | 15 Aranda Christian (S) |                         | 12        | 67         | 2 Arellano Jose (S)   |
| 35        | 49         | <b>Total Team</b>       | <b>Reception</b>        | 29        | 56         | <b>Total Team</b>     |
| 12        | 16         | 13 Martinez Alan (OH)   | <u>Success - Faults</u> | 13        | 18         | 12 Napky Juan (L)     |
| 14        | 19         | 5 Estrella Jaime (L)    | <u># Attempts</u>       | 11        | 23         | 1 Flores Andre (OH)   |

■ Starting line-up    Pts = Points scored    [nn] = Captain  
 Substitute    Atts = Attempts    L = Libero  
 Opp = Opponent







# P-2 VOLLEYBALL • Match result



## NORCECA Mens U 21 Continental Championship 2014 Semifinals

**Match:** 17 **Date:** 02/08/2014 **Spectators:** 750  
**City:** San Salvador  
**Hall:** Palacio de los Deportes  
**Match duration:** Start: 17:00 End: 19:13 Total: 2:13

| Teams               | Sets     | 1    | 2    | 3    | 4    | 5    | Total |
|---------------------|----------|------|------|------|------|------|-------|
| <b>CAN</b>          | <b>3</b> | 23   | 25   | 20   | 25   | 15   | 108   |
| <b>USA</b>          | <b>2</b> | 25   | 14   | 25   | 22   | 9    | 95    |
| <b>Set duration</b> |          | 0:25 | 0:22 | 0:29 | 0:29 | 0:16 | 2:01  |

**Referees:** Mancia, Luis (MEX) & Pardo, Jose (CUB)

| CAN • Canada |                        | 1 | 2 | 3 | 4 | 5 | Pts |
|--------------|------------------------|---|---|---|---|---|-----|
| 1            | Chancy Gabriel (S)     | ☐ | ■ | ■ |   |   | 5   |
| 2            | Koppers Brandon(OH)    | ■ | ■ | ■ | ■ | ■ | 20  |
| 3            | Nickifor Ryan (OH)     | ☐ | ■ | ■ | ☐ | ■ | 9   |
| 4            | Scheerhoorn Blake (OP) | ■ |   | ☐ | ■ | ■ | 4   |
| 5            | Coleman Lucas (OH)     | ■ | ■ | ■ | ■ |   | 14  |
| 6            | Jackson James (MB)     |   |   |   |   |   |     |
| 7            | Phillips Jonathan (OH) | ☐ |   | ☐ | ☐ | ☐ |     |
| 10           | Hobern George (MB)     | ■ | ■ | ■ | ■ | ■ | 7   |
| 11           | Colpitts Ryan (OP)     |   |   |   |   |   |     |
| 12           | L Richards Andrew (L)  | L | L | L | L | L |     |
| 13           | Ardrion Jeffrey (MB)   | ■ | ■ | ■ | ■ | ■ | 6   |
| 14           | Schriemer Adam (S)     | ■ |   | ☐ | ■ | ■ | 2   |

**Coach:** John Barrett (CAN)  
**Assistant:** Brock Davidiuk (CAN)

| USA • United States |                           | 1 | 2 | 3 | 4 | 5 | Pts |
|---------------------|---------------------------|---|---|---|---|---|-----|
| 2                   | Benesh Andrew (MB)        |   |   |   |   |   |     |
| 3                   | Blough Christian (S)      | ☐ | ☐ | ■ | ■ |   | 1   |
| 5                   | Dagostino Kyle (OH)       | ☐ | ☐ | ☐ | ☐ | ☐ | 1   |
| 6                   | Kindem Soren (S)          | ■ | ■ | ■ | ■ | ■ | 2   |
| 7                   | L Enriques Evan (L)       | L | L | L | L | L |     |
| 8                   | Faagata-Tufuga Storm (OH) | ■ | ■ | ■ | ■ | ■ | 13  |
| 9                   | Fey Kuponon (OH)          | ☐ | ☐ | ■ | ■ |   | 10  |
| 12                  | Jendryk II Jeffrey (MB)   | ■ | ■ | ■ | ■ | ■ | 9   |
| 13                  | Perinar George (OP)       |   | ☐ |   |   |   | 1   |
| 14                  | Plaisted Benjamin (OP)    | ■ | ■ | ■ |   |   | 5   |
| 15                  | Rakestraw Kevin (MB)      | ■ | ■ | ■ | ☐ |   | 1   |
| 16                  | Sander Brenden (OH)       | ■ | ■ | ■ | ■ | ■ | 21  |

**Coach:** Daniel Friend (USA)  
**Assistant:** Jay Hosack (USA)

### TEAMS AND PLAYERS PERFORMANCES

| Won Pts    | Total Atts | No Name               | Scoring Skills    | Won Pts   | Total Atts | No Name                     |
|------------|------------|-----------------------|-------------------|-----------|------------|-----------------------------|
| <b>47</b>  | <b>109</b> | <b>Total Team</b>     |                   | <b>56</b> | <b>136</b> | <b>Total Team</b>           |
| 19         | 29         | 2 Koppers Brandon(OH) | <b>Spike</b>      | 18        | 39         | 16 Sander Brenden (OH)      |
| 11         | 26         | 5 Coleman Lucas (OH)  |                   | 13        | 37         | 8 Faagata-Tufuga Storm (OH) |
| <b>15</b>  | <b>63</b>  | <b>Total Team</b>     | <b>Block</b>      | <b>6</b>  | <b>44</b>  | <b>Total Team</b>           |
| 5          | 14         | 10 Hobern George (MB) |                   | 3         | 9          | 16 Sander Brenden (OH)      |
| 2          | 2          | 1 Chancy Gabriel (S)  | <b>Serve</b>      | 1         | 5          | 6 Kindem Soren (S)          |
| <b>5</b>   | <b>108</b> | <b>Total Team</b>     |                   | <b>2</b>  | <b>95</b>  | <b>Total Team</b>           |
| 2          | 10         | 1 Chancy Gabriel (S)  | <b>Opp. error</b> | 1         | 9          | 3 Blough Christian (S)      |
| 1          | 10         | 10 Hobern George (MB) |                   | 1         | 6          | 5 Dagostino Kyle (OH)       |
| <b>41</b>  |            | <b>Total Team</b>     | <b>Total</b>      | <b>31</b> |            | <b>Total Team</b>           |
| <b>108</b> | <b>280</b> | <b>Total Team</b>     |                   | <b>95</b> | <b>275</b> | <b>Total Team</b>           |

|    |    |                       |                    |    |    |                        |
|----|----|-----------------------|--------------------|----|----|------------------------|
| 20 | 55 | 2 Koppers Brandon(OH) | <b>Best Scorer</b> | 21 | 61 | 16 Sander Brenden (OH) |
|----|----|-----------------------|--------------------|----|----|------------------------|

| Excellent | Total Atts | No Name                | Non scoring Skills      | Excellent | Total Atts | No Name                     |
|-----------|------------|------------------------|-------------------------|-----------|------------|-----------------------------|
| <b>10</b> | <b>107</b> | <b>Total Team</b>      |                         | <b>11</b> | <b>113</b> | <b>Total Team</b>           |
| 3         | 25         | 2 Koppers Brandon(OH)  | <b>Dig</b>              | 5         | 16         | 9 Fey Kuponon (OH)          |
| 3         | 31         | 12 Richards Andrew (L) |                         | 4         | 27         | 7 Enriques Evan (L)         |
| <b>23</b> | <b>91</b>  | <b>Total Team</b>      | <b>Set</b>              | <b>21</b> | <b>116</b> | <b>Total Team</b>           |
| 16        | 56         | 14 Schriemer Adam (S)  |                         | 21        | 114        | 6 Kindem Soren (S)          |
| <b>46</b> | <b>75</b>  | <b>Total Team</b>      | <b>Reception</b>        | <b>55</b> | <b>95</b>  | <b>Total Team</b>           |
| 18        | 24         | 12 Richards Andrew (L) | <u>Success - Faults</u> | 15        | 25         | 16 Sander Brenden (OH)      |
| 14        | 22         | 2 Koppers Brandon(OH)  | <u># Attempts</u>       | 14        | 26         | 8 Faagata-Tufuga Storm (OH) |

■ Starting line-up    Pts = Points scored    [nn] = Captain  
☐ Substitute    Atts = Attempts    L = Libero  
Opp = Opponent





# P-2 VOLLEYBALL • Match result



## NORCECA Mens U 21 Continental Championship 2014 Semifinals

**Match:** 18 **Date:** 02/08/2014 **Spectators:** 800  
**City:** San Salvador  
**Hall:** Palacio de los Deportes  
**Match duration:** Start: 20:20 End: 21:39 Total: 1:19

| Teams               | Sets     | 1    | 2    | 3    | 4 | 5 | Total |
|---------------------|----------|------|------|------|---|---|-------|
| <b>CUB</b>          | <b>3</b> | 25   | 25   | 25   |   |   | 75    |
| <b>PUR</b>          | <b>0</b> | 19   | 18   | 19   |   |   | 56    |
| <b>Set duration</b> |          | 0:19 | 0:25 | 0:25 |   |   | 1:09  |

**Referees:** Largaespada, Norman (NCA) & Yearwood, Sherry (BAR)

| CUB • Cuba |                          | 1 | 2 | 3 | 4 | 5 | Pts |
|------------|--------------------------|---|---|---|---|---|-----|
| 2          | Romero Inovel (OH)       |   |   |   |   |   |     |
| 3          | Calvo Ricardo (S)        | ■ | ■ | ■ |   |   | 2   |
| 4          | Sosa Luis (MB)           | ■ | ■ | ■ |   |   | 6   |
| 6          | Montes de Oca Javiel (S) |   |   |   |   |   |     |
| 8          | Gutierrez Miguel (OP)    |   |   |   |   | □ |     |
| 12         | Alfonso Abrahan (OH)     | ■ | ■ | ■ |   |   | 13  |
| 15         | L Salazar Lionnis (L)    | L | L | L |   |   |     |
| 17         | Chapman Felix (MB)       | ■ | ■ | ■ |   |   | 5   |
| 20         | Uriarte Osmany (OH)      | ■ | ■ | ■ |   |   | 11  |
| 21         | Jimeno Luis (OP)         | ■ | ■ |   |   |   | 3   |
| 22         | Rendon Osniel (OP)       | □ | □ | ■ |   |   | 8   |

**Coach:** Pavel Pimienta (CUB)  
**Assistant:** Nicolas Vives (CUB)

| PUR • Puerto Rico |                      | 1 | 2 | 3 | 4 | 5 | Pts |
|-------------------|----------------------|---|---|---|---|---|-----|
| 2                 | L Hernandez Luis (L) | L | L | L |   |   |     |
| 3                 | Rosado Gabriel (S)   | □ | □ | □ |   |   | 1   |
| 4                 | Iglesias Arturo (S)  | ■ | ■ | ■ |   |   | 2   |
| 6                 | Cruz Jassiel (MB)    | ■ | ■ | ■ |   |   | 3   |
| 7                 | Lopez Kevin (OH)     |   |   | □ | ■ |   |     |
| 8                 | Molina Michael (MB)  |   |   |   |   |   |     |
| 9                 | Negron Brian (S)     |   |   | □ | ■ |   | 3   |
| 12                | Calderon Reyli (OH)  | ■ | ■ | ■ |   |   | 7   |
| 14                | Martinez Felix (MB)  | ■ | ■ |   |   |   | 1   |
| 15                | Santiago Jair (OP)   |   |   |   | □ |   | 1   |
| 16                | Perez Roberto (OH)   | ■ | ■ |   |   |   | 6   |
| 18                | Rivera Jon (OP)      | ■ | ■ | ■ |   |   | 8   |

**Coach:** Juan Aviles (PUR)  
**Assistant:** Juan Albarran (PUR)

### TEAMS AND PLAYERS PERFORMANCES

| Won Pts   | Total Atts | No Name                 | Scoring Skills    | Won Pts   | Total Atts | No Name                |
|-----------|------------|-------------------------|-------------------|-----------|------------|------------------------|
| <b>35</b> | <b>63</b>  | <b>Total Team</b>       |                   | <b>26</b> | <b>72</b>  | <b>Total Team</b>      |
| 10        | 18         | 12 Alfonso Abrahan (OH) | <b>Spike</b>      | 6         | 24         | 12 Calderon Reyli (OH) |
| 8         | 10         | 22 Rendon Osniel (OP)   |                   | 6         | 16         | 16 Perez Roberto (OH)  |
| <b>9</b>  | <b>36</b>  | <b>Total Team</b>       | <b>Block</b>      | <b>2</b>  | <b>23</b>  | <b>Total Team</b>      |
| 3         | 13         | 4 Sosa Luis (MB)        |                   | 1         | 5          | 4 Iglesias Arturo (S)  |
| 2         | 5          | 20 Uriarte Osmany (OH)  |                   | 1         | 4          | 12 Calderon Reyli (OH) |
| <b>4</b>  | <b>74</b>  | <b>Total Team</b>       | <b>Serve</b>      | <b>4</b>  | <b>57</b>  | <b>Total Team</b>      |
| 2         | 11         | 12 Alfonso Abrahan (OH) |                   | 2         | 9          | 18 Rivera Jon (OP)     |
| 1         | 18         | 3 Calvo Ricardo (S)     |                   | 1         | 6          | 6 Cruz Jassiel (MB)    |
| <b>27</b> |            | <b>Total Team</b>       | <b>Opp. error</b> | <b>24</b> |            | <b>Total Team</b>      |
| <b>75</b> | <b>173</b> | <b>Total Team</b>       | <b>Total</b>      | <b>56</b> | <b>152</b> | <b>Total Team</b>      |

|    |    |                         |                    |   |    |                    |
|----|----|-------------------------|--------------------|---|----|--------------------|
| 13 | 34 | 12 Alfonso Abrahan (OH) | <b>Best Scorer</b> | 8 | 26 | 18 Rivera Jon (OP) |
|----|----|-------------------------|--------------------|---|----|--------------------|

| Excellent | Total Atts | No Name                | Non scoring Skills      | Excellent | Total Atts | No Name                |
|-----------|------------|------------------------|-------------------------|-----------|------------|------------------------|
| <b>5</b>  | <b>57</b>  | <b>Total Team</b>      |                         | <b>6</b>  | <b>61</b>  | <b>Total Team</b>      |
| 2         | 14         | 20 Uriarte Osmany (OH) | <b>Dig</b>              | 3         | 22         | 2 Hernandez Luis (L)   |
| 1         | 7          | 4 Sosa Luis (MB)       |                         | 1         | 5          | 7 Lopez Kevin (OH)     |
| <b>18</b> | <b>49</b>  | <b>Total Team</b>      | <b>Set</b>              | <b>12</b> | <b>65</b>  | <b>Total Team</b>      |
| 18        | 48         | 3 Calvo Ricardo (S)    |                         | 12        | 63         | 4 Iglesias Arturo (S)  |
| <b>18</b> | <b>39</b>  | <b>Total Team</b>      | <b>Reception</b>        | <b>26</b> | <b>60</b>  | <b>Total Team</b>      |
| 9         | 15         | 15 Salazar Lionnis (L) | <u>Success - Faults</u> | 10        | 20         | 2 Hernandez Luis (L)   |
| 6         | 15         | 20 Uriarte Osmany (OH) | <u># Attempts</u>       | 9         | 23         | 12 Calderon Reyli (OH) |

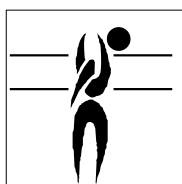

■ Starting line-up    Pts = Points scored    [nn] = Captain  
□ Substitute    Atts = Attempts    L = Libero  
Opp = Opponent





# P-5 VOLLEYBALL • Players ranking by skills

## NORCECA Mens U 21 Continental Championship 2014



### Best Scorers

| Rk                      | No | Name                      | Team | Spike        | Block      | Serve      | Total        |
|-------------------------|----|---------------------------|------|--------------|------------|------------|--------------|
| 1                       | 16 | Perez Roberto (OH)        | PUR  | 50           | 8          | 4          | 62           |
| 2                       | 17 | Valdez Samuel (OP)        | ESA  | 46           | 10         | 2          | 58           |
| 2                       | 9  | Thompson William (OH)     | HON  | 55           | 2          | 1          | 58           |
| 4                       | 16 | Sander Brenden (OH)       | USA  | 44           | 7          | 6          | 57           |
| 5                       | 12 | Alfonso Abrahan (OH)      | CUB  | 44           | 2          | 8          | 54           |
| 6                       | 8  | Faagata-Tufuga Storm (OH) | USA  | 50           | 2          | 1          | 53           |
| 7                       | 2  | Koppers Brandon(OH)       | CAN  | 41           | 4          | 3          | 48           |
| 7                       | 20 | Uriarte Osmany (OH)       | CUB  | 35           | 8          | 5          | 48           |
| 9                       | 17 | Goodridge Jabarry (OH)    | BAR  | 38           | 5          | 1          | 44           |
| 10                      | 4  | Rivas Mauricio (OH)       | ESA  | 34           | 4          | 2          | 40           |
| 10                      | 13 | Martinez Alan (OH)        | MEX  | 36           | 1          | 3          | 40           |
| 12                      | 18 | Rivera Jon (OP)           | PUR  | 29           | 5          | 3          | 37           |
| 13                      | 12 | Calderon Reyli (OH)       | PUR  | 34           | 1          | 1          | 36           |
| 13                      | 11 | Molano Ivan (OP)          | MEX  | 29           | 7          | 0          | 36           |
| 15                      | 10 | Ugalde Enrique (OH)       | MEX  | 30           | 3          | 2          | 35           |
| 16                      | 8  | Watler Ornello (MB)       | HON  | 24           | 9          | 1          | 34           |
| 16                      | 12 | Jendryk II Jeffrey (MB)   | USA  | 24           | 7          | 3          | 34           |
| 18                      | 2  | Wood Ammuniki (MB)        | BAR  | 22           | 9          | 2          | 33           |
| 19                      | 5  | Coleman Lucas (OH)        | CAN  | 25           | 3          | 4          | 32           |
| 20                      | 17 | Chapman Felix (MB)        | CUB  | 19           | 8          | 2          | 29           |
| 21                      | 8  | Stapleton Andrly (OH)     | BAR  | 21           | 3          | 1          | 25           |
| 21                      | 22 | Rendon Osniel (OP)        | CUB  | 20           | 3          | 2          | 25           |
| 21                      | 4  | Sosa Luis (MB)            | CUB  | 14           | 10         | 1          | 25           |
| 24                      | 3  | Nickifor Ryan (OH)        | CAN  | 20           | 3          | 1          | 24           |
| 24                      | 3  | Reyes Mario (OP)          | HON  | 17           | 6          | 1          | 24           |
| 24                      | 14 | Plaisted Benjamin (OP)    | USA  | 19           | 5          | 0          | 24           |
| 27                      | 9  | Fey Kuponon (OH)          | USA  | 22           | 0          | 0          | 22           |
| 28                      | 3  | Cyrus Carlos (OH)         | BAR  | 16           | 4          | 1          | 21           |
| 28                      | 16 | Olvera Francisco (OH)     | MEX  | 15           | 3          | 3          | 21           |
| 30                      | 4  | Scheerhoorn Blake (OP)    | CAN  | 16           | 3          | 1          | 20           |
| 30                      | 17 | Bojorquez Luis (MB)       | MEX  | 15           | 3          | 2          | 20           |
| 32                      | 13 | Ardron Jeffrey (MB)       | CAN  | 9            | 9          | 1          | 19           |
| 32                      | 21 | Jimeno Luis (OP)          | CUB  | 18           | 0          | 1          | 19           |
| 32                      | 13 | Perinar George (OP)       | USA  | 16           | 1          | 2          | 19           |
| 35                      | 6  | Cruz Jassiel (MB)         | PUR  | 11           | 4          | 2          | 17           |
| 36                      | 3  | Calvo Ricardo (S)         | CUB  | 7            | 3          | 6          | 16           |
| 37                      | 14 | Martinez Felix (MB)       | PUR  | 12           | 3          | 0          | 15           |
| 37                      | 9  | Acosta Ariel (MB)         | MEX  | 11           | 4          | 0          | 15           |
| 39                      | 5  | Irias Diego (MB)          | HON  | 12           | 0          | 2          | 14           |
| 40                      | 10 | President Keiran (OH)     | LCA  | 13           | 0          | 0          | 13           |
| 40                      | 5  | Espinosa Roberto (MB)     | NCA  | 10           | 2          | 1          | 13           |
| 40                      | 6  | Mejia Jose (MB)           | ESA  | 4            | 9          | 0          | 13           |
| 40                      | 1  | Flores Andre (OH)         | HON  | 12           | 1          | 0          | 13           |
| 44                      | 11 | Faulkner Augustin (OP)    | LCA  | 11           | 1          | 0          | 12           |
| 44                      | 4  | Mejia Geiser (MB)         | MEX  | 6            | 5          | 1          | 12           |
| 44                      | 6  | Kindem Soren (S)          | USA  | 4            | 6          | 2          | 12           |
| 47                      | 2  | Duarte Kevin (OP)         | NCA  | 11           | 0          | 0          | 11           |
| 47                      | 7  | St. Jean Tevin (MB)       | LCA  | 6            | 3          | 2          | 11           |
| 47                      | 13 | Rodriguez Carlos (OP)     | ESA  | 7            | 4          | 0          | 11           |
| 47                      | 10 | Hoborn George (MB)        | CAN  | 4            | 6          | 1          | 11           |
| <b>Total tournament</b> |    |                           |      | <b>1,219</b> | <b>250</b> | <b>122</b> | <b>1,591</b> |





# P-5 VOLLEYBALL • Players ranking by skills

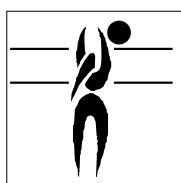
## NORCECA Mens U 21 Continental Championship 2014



### Best Spikers

Limit: 15.00%

| Rk                      | No | Name                      | Team | Spikes | Faults | Shots | Total Attempts | Succ. % |
|-------------------------|----|---------------------------|------|--------|--------|-------|----------------|---------|
| 1                       | 2  | Koppers Brandon(OH)       | CAN  | 41     | 4      | 21    | 66             | 62.12   |
| 2                       | 12 | Alfonso Abrahan (OH)      | CUB  | 44     | 8      | 27    | 79             | 55.70   |
| 3                       | 20 | Uriarte Osmany (OH)       | CUB  | 35     | 8      | 20    | 63             | 55.56   |
| 4                       | 16 | Perez Roberto (OH)        | PUR  | 50     | 15     | 30    | 95             | 52.63   |
| 5                       | 16 | Sander Brenden (OH)       | USA  | 44     | 10     | 35    | 89             | 49.44   |
| 6                       | 5  | Coleman Lucas (OH)        | CAN  | 25     | 10     | 18    | 53             | 47.17   |
| 7                       | 8  | Faagata-Tufuga Storm (OH) | USA  | 50     | 19     | 41    | 110            | 45.45   |
| 8                       | 11 | Molano Ivan (OP)          | MEX  | 29     | 8      | 28    | 65             | 44.62   |
| 9                       | 18 | Rivera Jon (OP)           | PUR  | 29     | 17     | 19    | 65             | 44.62   |
| 10                      | 10 | Ugalde Enrique (OH)       | MEX  | 30     | 7      | 34    | 71             | 42.25   |
| <b>Total Tournament</b> |    |                           |      | 1,219  | 538    | 1,438 | 3,195          | 38.15   |



### Best Blockers

| Rk                      | No | Name                | Team | Kill Blocks | Faults | Rebounds | Total Attempts | Avg. by set |
|-------------------------|----|---------------------|------|-------------|--------|----------|----------------|-------------|
| 1                       | 17 | Valdez Samuel (OP)  | ESA  | 10          | 6      | 4        | 20             | 0.91        |
| 2                       | 6  | Mejia Jose (MB)     | ESA  | 9           | 8      | 15       | 32             | 0.82        |
| 3                       | 2  | Wood Ammuniki (MB)  | BAR  | 9           | 10     | 14       | 33             | 0.82        |
| 4                       | 4  | Sosa Luis (MB)      | CUB  | 10          | 8      | 16       | 34             | 0.77        |
| 5                       | 13 | Ardron Jeffrey (MB) | CAN  | 9           | 10     | 17       | 36             | 0.69        |
| 6                       | 8  | Watler Ornello (MB) | HON  | 9           | 12     | 28       | 49             | 0.64        |
| 7                       | 20 | Uriarte Osmany (OH) | CUB  | 8           | 3      | 8        | 19             | 0.62        |
| 8                       | 17 | Chapman Felix (MB)  | CUB  | 8           | 5      | 17       | 30             | 0.62        |
| 9                       | 16 | Perez Roberto (OH)  | PUR  | 8           | 2      | 4        | 14             | 0.57        |
| 10                      | 11 | Molano Ivan (OP)    | MEX  | 7           | 4      | 7        | 18             | 0.50        |
| <b>Total Tournament</b> |    |                     |      | 250         | 347    | 658      | 1,255          | 3.97        |



### Best Servers


| Rk                      | No | Name                 | Team | Aces | Faults | Serve Hits | Total Attempts | Avg. by set |
|-------------------------|----|----------------------|------|------|--------|------------|----------------|-------------|
| 1                       | 12 | Alfonso Abrahan (OH) | CUB  | 8    | 7      | 39         | 54             | 0.62        |
| 2                       | 3  | Calvo Ricardo (S)    | CUB  | 6    | 9      | 44         | 59             | 0.46        |
| 3                       | 20 | Uriarte Osmany (OH)  | CUB  | 5    | 11     | 32         | 48             | 0.38        |
| 4                       | 16 | Sander Brenden (OH)  | USA  | 6    | 17     | 18         | 41             | 0.33        |
| 5                       | 5  | Coleman Lucas (OH)   | CAN  | 4    | 4      | 29         | 37             | 0.31        |
| 6                       | 2  | Arellano Jose (S)    | HON  | 4    | 2      | 60         | 66             | 0.29        |
| 7                       | 16 | Perez Roberto (OH)   | PUR  | 4    | 8      | 34         | 46             | 0.29        |
| 8                       | 5  | Dagostino Kyle (OH)  | USA  | 5    | 11     | 14         | 30             | 0.28        |
| 9                       | 1  | Chancy Gabriel (S)   | CAN  | 3    | -      | 15         | 18             | 0.23        |
| 10                      | 2  | Koppers Brandon(OH)  | CAN  | 3    | 4      | 43         | 50             | 0.23        |
| <b>Total Tournament</b> |    |                      |      | 122  | 426    | 2,041      | 2,589          | 1.94        |






# P-5 VOLLEYBALL • Players ranking by skills

## NORCECA Mens U 21 Continental Championship 2014



### Best Diggers

| Rk                      | No | Name                  | Team | Digs | Faults | Receptions | Total Attempts | Avg. by set |
|-------------------------|----|-----------------------|------|------|--------|------------|----------------|-------------|
| 1                       | 12 | Napky Juan (L)        | HON  | 30   | 46     | 83         | 159            | 2.14        |
| 2                       | 5  | Estrella Jaime (L)    | MEX  | 25   | 28     | 57         | 110            | 1.79        |
| 3                       | 7  | Enriques Evan (L)     | USA  | 23   | 24     | 46         | 93             | 1.28        |
| 4                       | 13 | Martinez Alan (OH)    | MEX  | 17   | 13     | 25         | 55             | 1.21        |
| 5                       | 2  | Hernandez Luis (L)    | PUR  | 15   | 27     | 52         | 94             | 1.07        |
| 6                       | 12 | Richards Andrew (L)   | CAN  | 12   | 29     | 41         | 82             | 0.92        |
| 7                       | 4  | Packer Stephen (L)    | BAR  | 10   | 17     | 33         | 60             | 0.91        |
| 8                       | 4  | Rivas Mauricio (OH)   | ESA  | 10   | 16     | 22         | 48             | 0.91        |
| 9                       | 7  | St. Jean Tevin (MB)   | LCA  | 8    | 12     | 18         | 38             | 0.89        |
| 10                      | 18 | Santacruz Michael (L) | ESA  | 9    | 13     | 36         | 58             | 0.82        |
| <b>Total Tournament</b> |    |                       |      | 380  | 983    | 1,445      | 2,808          | 6.03        |



### Best Setters

| Rk                      | No | Name                 | Team | Running Sets | Faults | Still Sets | Total Attempts | Avg. by set |
|-------------------------|----|----------------------|------|--------------|--------|------------|----------------|-------------|
| 1                       | 3  | Calvo Ricardo (S)    | CUB  | 73           | 6      | 134        | 213            | 5.62        |
| 2                       | 4  | Iglesias Arturo (S)  | PUR  | 57           | 6      | 200        | 263            | 4.07        |
| 3                       | 15 | Aranda Christian (S) | MEX  | 57           | 7      | 186        | 250            | 4.07        |
| 4                       | 6  | Kindem Soren (S)     | USA  | 70           | 7      | 295        | 372            | 3.89        |
| 5                       | 2  | Arellano Jose (S)    | HON  | 48           | 7      | 305        | 360            | 3.43        |
| 6                       | 14 | Schriemer Adam (S)   | CAN  | 43           | 11     | 135        | 189            | 3.31        |
| 7                       | 1  | Sanchez Rodolfo (S)  | NCA  | 13           | 4      | 118        | 135            | 1.44        |
| 8                       | 3  | Castro Sebastian (S) | MEX  | 18           | 3      | 33         | 54             | 1.29        |
| 9                       | 8  | Vargas Cristian (S)  | ESA  | 14           | 7      | 224        | 245            | 1.27        |
| 10                      | 12 | Norville Kevin (S)   | LCA  | 11           | 17     | 153        | 181            | 1.22        |
| <b>Total Tournament</b> |    |                      |      | 454          | 98     | 2,182      | 2,734          | 7.21        |



### Best Receivers

Limit: 20.00%


| Rk                      | No | Name                      | Team | Excellents | Faults | Serve Receptions | Total Attempts | Eff. % |
|-------------------------|----|---------------------------|------|------------|--------|------------------|----------------|--------|
| 1                       | 12 | Napky Juan (L)            | HON  | 43         | 2      | 36               | 81             | 50.62  |
| 2                       | 12 | Richards Andrew (L)       | CAN  | 38         | 1      | 35               | 74             | 50.00  |
| 3                       | 7  | Enriques Evan (L)         | USA  | 52         | 6      | 39               | 97             | 47.42  |
| 4                       | 9  | Thompson William (OH)     | HON  | 38         | 2      | 36               | 76             | 47.37  |
| 5                       | 5  | Estrella Jaime (L)        | MEX  | 47         | 7      | 32               | 86             | 46.51  |
| 6                       | 2  | Hernandez Luis (L)        | PUR  | 49         | 6      | 38               | 93             | 46.24  |
| 7                       | 8  | Faagata-Tufuga Storm (OH) | USA  | 34         | 2      | 36               | 72             | 44.44  |
| 8                       | 2  | Koppers Brandon(OH)       | CAN  | 27         | 4      | 24               | 55             | 41.82  |
| 9                       | 13 | Martinez Alan (OH)        | MEX  | 28         | 4      | 26               | 58             | 41.38  |
| 10                      | 20 | Uriarte Osmany (OH)       | CUB  | 31         | 5      | 28               | 64             | 40.63  |
| <b>Total Tournament</b> |    |                           |      | 907        | 157    | 1,093            | 2,157          | 34.77  |





# P-5 VOLLEYBALL • Players ranking by skills

## NORCECA Mens U 21 Continental Championship 2014



### Best Liberos

| Rk | No | Name                  | Team | Excellents | Faults | In play | Total attempts | Avg. by set |
|----|----|-----------------------|------|------------|--------|---------|----------------|-------------|
| 1  | 12 | Napky Juan (L)        | HON  | 73         | 48     | 119     | 240            | 5.21        |
| 2  | 5  | Estrella Jaime (L)    | MEX  | 72         | 35     | 89      | 196            | 5.14        |
| 3  | 2  | Hernandez Luis (L)    | PUR  | 64         | 33     | 90      | 187            | 4.57        |
| 4  | 4  | Packer Stephen (L)    | BAR  | 46         | 23     | 78      | 147            | 4.18        |
| 5  | 7  | Enriques Evan (L)     | USA  | 75         | 30     | 85      | 190            | 4.17        |
| 6  | 12 | Richards Andrew (L)   | CAN  | 50         | 30     | 76      | 156            | 3.85        |
| 7  | 18 | Santacruz Michael (L) | ESA  | 39         | 17     | 76      | 132            | 3.55        |
| 8  | 15 | Salazar Lionnis (L)   | CUB  | 37         | 20     | 64      | 121            | 2.85        |
| 9  | 10 | Castillo Miguel (L)   | NCA  | 25         | 30     | 62      | 117            | 2.78        |
| 10 | 9  | Carranza Luis (L)     | ESA  | 7          | 19     | 38      | 64             | 0.64        |





# P-6 VOLLEYBALL • Teams ranking by skills

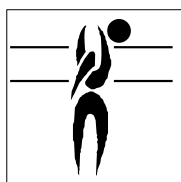
## NORCECA Mens U 21 Continental Championship 2014



### Best Spikers

Limit: 15.00%

| Rk                      | Team              | Spikes | Faults | Shots | Total Attempts | Succ. % |
|-------------------------|-------------------|--------|--------|-------|----------------|---------|
| 1                       | CUB Cuba          | 161    | 38     | 89    | 288            | 55.90   |
| 2                       | PUR Puerto Rico   | 158    | 50     | 137   | 345            | 45.80   |
| 3                       | CAN Canada        | 129    | 35     | 118   | 282            | 45.74   |
| 4                       | USA United States | 197    | 68     | 191   | 456            | 43.20   |
| 5                       | MEX Mexico        | 149    | 52     | 173   | 374            | 39.84   |
| 6                       | BAR Barbados      | 109    | 62     | 121   | 292            | 37.33   |
| 7                       | HON Honduras      | 133    | 74     | 216   | 423            | 31.44   |
| 8                       | ESA El Salvador   | 95     | 39     | 181   | 315            | 30.16   |
| 9                       | NCA Nicaragua     | 46     | 52     | 106   | 204            | 22.55   |
| 10                      | LCA Saint Lucia   | 42     | 68     | 106   | 216            | 19.44   |
| <b>Total Tournament</b> |                   | 1,219  | 538    | 1,438 | 3,195          | 38.15   |



### Best Blockers

| Rk                      | Team              | Kill Blocks | Faults | Rebounds | Total Attempts | Avg. by set |
|-------------------------|-------------------|-------------|--------|----------|----------------|-------------|
| 1                       | ESA El Salvador   | 33          | 31     | 64       | 128            | 3.00        |
| 2                       | BAR Barbados      | 32          | 41     | 50       | 123            | 2.91        |
| 3                       | CUB Cuba          | 34          | 29     | 71       | 134            | 2.62        |
| 3                       | CAN Canada        | 34          | 41     | 64       | 139            | 2.62        |
| 5                       | MEX Mexico        | 29          | 38     | 81       | 148            | 2.07        |
| 6                       | PUR Puerto Rico   | 26          | 38     | 67       | 131            | 1.86        |
| 7                       | USA United States | 33          | 49     | 94       | 176            | 1.83        |
| 8                       | HON Honduras      | 19          | 38     | 88       | 145            | 1.36        |
| 9                       | LCA Saint Lucia   | 5           | 21     | 43       | 69             | 0.56        |
| 9                       | NCA Nicaragua     | 5           | 21     | 36       | 62             | 0.56        |
| <b>Total Tournament</b> |                   | 250         | 347    | 658      | 1,255          | 3.97        |



### Best Servers


| Rk                      | Team              | Aces | Faults | Serve Hits | Total Attempts | Avg. by set |
|-------------------------|-------------------|------|--------|------------|----------------|-------------|
| 1                       | CUB Cuba          | 25   | 55     | 237        | 317            | 1.92        |
| 2                       | PUR Puerto Rico   | 20   | 56     | 238        | 314            | 1.43        |
| 3                       | CAN Canada        | 16   | 40     | 237        | 293            | 1.23        |
| 4                       | USA United States | 20   | 83     | 278        | 381            | 1.11        |
| 5                       | MEX Mexico        | 11   | 56     | 228        | 295            | 0.79        |
| 6                       | BAR Barbados      | 7    | 24     | 197        | 228            | 0.64        |
| 6                       | HON Honduras      | 9    | 35     | 255        | 299            | 0.64        |
| 8                       | NCA Nicaragua     | 5    | 25     | 89         | 119            | 0.56        |
| 9                       | ESA El Salvador   | 6    | 32     | 198        | 236            | 0.55        |
| 10                      | LCA Saint Lucia   | 3    | 20     | 84         | 107            | 0.33        |
| <b>Total Tournament</b> |                   | 122  | 426    | 2,041      | 2,589          | 1.94        |





# P-6 VOLLEYBALL • Teams ranking by skills

## NORCECA Mens U 21 Continental Championship 2014



### Best Diggers

| Rk                      | Team              | Digs | Faults | Receptions | Total Attempts | Avg. by set |
|-------------------------|-------------------|------|--------|------------|----------------|-------------|
| 1                       | MEX Mexico        | 69   | 101    | 173        | 343            | 4.93        |
| 2                       | HON Honduras      | 56   | 137    | 203        | 396            | 4.00        |
| 3                       | USA United States | 58   | 125    | 167        | 350            | 3.22        |
| 4                       | BAR Barbados      | 32   | 77     | 125        | 234            | 2.91        |
| 5                       | CUB Cuba          | 37   | 57     | 137        | 231            | 2.85        |
| 6                       | ESA El Salvador   | 31   | 121    | 194        | 346            | 2.82        |
| 7                       | PUR Puerto Rico   | 38   | 103    | 149        | 290            | 2.71        |
| 8                       | CAN Canada        | 31   | 95     | 124        | 250            | 2.38        |
| 9                       | LCA Saint Lucia   | 20   | 72     | 83         | 175            | 2.22        |
| 10                      | NCA Nicaragua     | 8    | 95     | 90         | 193            | 0.89        |
| <b>Total Tournament</b> |                   | 380  | 983    | 1,445      | 2,808          | 6.03        |



### Best Setters

| Rk                      | Team              | Running Sets | Faults | Still Sets | Total Attempts | Avg. by set |
|-------------------------|-------------------|--------------|--------|------------|----------------|-------------|
| 1                       | CUB Cuba          | 77           | 6      | 148        | 231            | 5.92        |
| 2                       | MEX Mexico        | 77           | 10     | 226        | 313            | 5.50        |
| 3                       | CAN Canada        | 59           | 11     | 176        | 246            | 4.54        |
| 4                       | PUR Puerto Rico   | 61           | 6      | 226        | 293            | 4.36        |
| 5                       | USA United States | 77           | 8      | 310        | 395            | 4.28        |
| 6                       | HON Honduras      | 49           | 9      | 320        | 378            | 3.50        |
| 7                       | BAR Barbados      | 16           | 15     | 231        | 262            | 1.45        |
| 8                       | NCA Nicaragua     | 13           | 7      | 151        | 171            | 1.44        |
| 9                       | ESA El Salvador   | 14           | 8      | 234        | 256            | 1.27        |
| 10                      | LCA Saint Lucia   | 11           | 18     | 160        | 189            | 1.22        |
| <b>Total Tournament</b> |                   | 454          | 98     | 2,182      | 2,734          | 7.21        |



### Best Receivers

Limit: 20.00%

| Rk                      | Team              | Excellents | Faults | Serve Receptions | Total Attempts | Eff. % |
|-------------------------|-------------------|------------|--------|------------------|----------------|--------|
| 1                       | CAN Canada        | 92         | 6      | 91               | 189            | 45.50  |
| 2                       | USA United States | 150        | 18     | 127              | 295            | 44.75  |
| 3                       | PUR Puerto Rico   | 102        | 10     | 114              | 226            | 40.71  |
| 4                       | HON Honduras      | 116        | 13     | 133              | 262            | 39.31  |
| 5                       | CUB Cuba          | 74         | 13     | 73               | 160            | 38.13  |
| 6                       | MEX Mexico        | 107        | 20     | 105              | 232            | 37.50  |
| 7                       | ESA El Salvador   | 79         | 16     | 121              | 216            | 29.17  |
| 8                       | BAR Barbados      | 76         | 18     | 116              | 210            | 27.62  |
| 9                       | NCA Nicaragua     | 57         | 19     | 102              | 178            | 21.35  |
| 10                      | LCA Saint Lucia   | 54         | 24     | 111              | 189            | 15.87  |
| <b>Total Tournament</b> |                   | 907        | 157    | 1,093            | 2,157          | 34.77  |





## Canadá clasifica al Mundial y avanza a la final del NORCECA Sub 21



San Salvador, El Salvador, 2 de agosto del 2014. El bloqueo de Canadá frenó a Estados Unidos en una gran batalla de cinco sets y le dio a los canadienses el boleto al Mundial Sub 21 de la FIVB, además del derecho de estar en la final del Campeonato Continental NORCECA Sub 21 de varones.

Canadá se impuso 3-2 (23-25, 25-14, 20-25, 25-22, 15-9) gracias al bloqueo que mantuvo bajo control en momentos claves a los atacantes de Estados Unidos, sobre todo al cierre de los sets.

Los canadienses tuvieron en Brandon Koopers a su mejor jugador con 20 puntos, 19 por remate, mientras Lucas Coleman conseguía 14 puntos, cinco por bloqueo, un elemento que les dio 15 puntos, por seis de Estados Unidos y éstos superaron a Canadá en ataque 56-47, pero cedieron cinco puntos por servicio, y solamente anotaron dos.

Sander Brenden con 21 puntos fue el máximo anotador por Estados Unidos, y 13 de Storm Faagata-Tufuga.

Fuertes ataques, bloqueos efectivos y jugadas defensivas deleitaron a cientos de aficionados que llegaron al Palacios de los Deportes a presenciar voleibol de nivel mundial.

### REACCIONES

Ryan Nickifor, capitán de Canadá: “Se siente muy bien estoy muy emocionado porque iremos al mundial el próximo año. Siempre ha habido rivalidad contra Estados Unidos y eso nos motivó más”.

John Barrett, Entrenados de Canadá: “Nosotros tuvimos un gran juego. Confío en mis jugadores y todos tuvieron la oportunidad de jugar. Estados Unidos fue un gran rival que peleó hasta el final. Los jugadores creyeron en ellos y en el equipo, ahora queremos ser campeones”.

Soren Kindem, capitán de Estados Unidos: “En la cancha estuvieron dos buenos equipos y nos toco perder. Fue un gran partido, jugamos bien, contra uno de los mejores equipos que hemos enfrentado”.

Daniel Friend, entrenador de Estados Unidos: “Canadá jugó bien hoy. Hicimos todo lo que pudimos, llegamos aquí jugando así, usando todo el equipo y eso es parte de nuestro trabajo saber quien está en su mejor momento. Esta era una única forma de ir al mundial y no lo logramos”.

## Canada qualified to Worlds and advanced for gold medal in NORCECA U21



San Salvador, El Salvador, August 2, 2014 – Canada qualified for the 2015 FIVB World Championship and for the gold medal match at the NORCECA U21 Boys' Continental Championship with win in five hard sets over United States.

Canada's block stopped United States's attack in the key moments, for got a win 23-25, 25-14, 20-25, 25-22, 15-9.

The Canadians Brandon Koopers led all scorers with 20 points, 19 attacks and one block. Lucas Coleman added 14 points on five block, a element that give us 15 points for six of United States, whose led in spike 56-47, but Canada was better in aces 5-2.

Sander Brenden scored 21 points for United States and Storm Faagata-Tufuga scored 13.

Strong attacks, effective blocks and diggers playing enjoyed the public that arrived at the Palacios de los Deportes.

Team Canada will play for the gold medal at 7 p.m. on Sunday. United States will play for the bronze medal at 5:00 p.m. Only the top two teams qualify the World Championship.

### QUOTES

Ryan Nickifor, Canada Captain: "I feel very excited because we will go to the Worlds next year. We always been rivalry against the United States and went out that motivated us more".

John Barrett, Canada's Head Coach: "We had a great match. I trust my players and they had the chance. United State was a great opponent who fought to the end. The players believed in themselves and the team, now we want to be champions".

Soren Kindem, United States's Captain. "On the court were two good teams and we lost this tme. It was a great game, we played well against one of the best teams we have faced".

Daniel Friend, United States's Head Coach: "Canada played well today. We did everything we could, we got here and playing, using all equipment and that's part of our job to know who is in his prime. This was only way to going to the Worlds and we failed".

## Cuba al mundial, y enfrentará a Canadá en final de NORCECA Sub21



San Salvador, El Salvador, 2 de agosto del 2014. Cuba clasificó a la final del Campeonato Continental NORCECA Sub 21 de varones y garantizó uno de los boletos al Mundial de la FIVB 2015 al vencer en tres set a Puerto Rico 25-19, 25-18, 25-19 este sábado en el Palacios de los Deportes.

Los cubanos batallaron sobre todo en los inicios de set, pero se impusieron gracias al boqueo de Luis Soza y Félix Chapman, más los ataque de Alfonso Abraham y Osmany Uriarte que consiguieron 12 puntos cada uno.

Cuba enfrentará a Canadá por la medalla de oro el domingo a las 7:00 p.m., mientras Puerto Rico y Estados Unidos definirán el bronce a las 5:00 p.m. El Salvador jugará a las 3:00 p.m. ante Barbados por el quinto lugar, y el séptimo fue para México que venció 3-0 (25-17, 25-15, 25-20) a Honduras.

Cuba y Canadá no se enfrentaron en la fase de grupos, avanzando ambos directamente a semifinales como líderes del Grupo C y B, respectivamente.

El cubano Alfonso Abraham lideró a los anotadores con 13 puntos, 10 en remate y dos aces. Osmany Uriarte aportó 11 puntos, ocho en ataque, dos bloqueos y un ace. Jon Rivera, de Puerto Rico, consiguió 8 puntos, seis de ataque y dos aces y Reily Calderon con siete unidades.

El bloqueo de Cuba fue superior 9-2, también liderando el ataque 35-26 y ambos equipos tuvieron los mismos puntos por servicio 4-4. Cuba anotó 27 puntos por los errores de Puerto Rico y cometió 24.

### REACCIONES

Ricardo Calvo, capitán de Cuba: "Al principio estábamos algo nerviosos, pero tenemos muy buenos jugadores que supieron dar todo en la cancha. El saque lo tenemos bien trabajado y hoy salió bien. Canadá tiene jugadores altos y buen bloqueo, será un gran partido".

Pavel Pimienta, entrenador de Cuba: "Estoy satisfecho porque ganamos y tenemos el boleto al mundial de la FIVB. Pero no estoy muy contento porque cometimos muchos errores, regalamos muchos puntos. Espero que mañana (contra Canadá) hagamos un mejor juego".

Brian Negrón, capitán de Puerto Rico: "Creo que hicimos un buen juego, Cuba tiene un buen nivel. Nuestra actitud siguió ahí, pero el nivel fue superior. Estoy parcialmente contento, pero todavía queda el partido por la medalla de bronce, sería un orgullo estar en el podium".

Juan Avilés, entrenador de Puerto Rico: "Era complicado. Cuba tiene un nivel de servicio muy alto, tuvimos problemas con eso. Nuestros jugadores estuvieron muy bien, y tenemos la oportunidad de jugar por la medalla de bronce y con la forma en que jugaron ante Cuba creo que podemos hacer algo contra Estados Unidos".

## Cuba to FIVB Worlds, and will face Canada for gold medal NORCECA U21



San Salvador, El Salvador, August 2, 2014 - Cuba advanced to the NORCECA's U21 Continental Championship Final and qualified for the 2015 FIVB World Championship with a 25-19, 25-18, 25-19 win over Puerto Rico on Saturday at the Palacios de los Deportes.

Cuba will play in Sunday's gold medal match at 7 p.m. against Canada. Puerto Rico will face United States for bronze medal at 3 p.m. The top two finishers at the tournament will qualify for the 2015

World Championship. El Salvador will play for five place against Barbados. Mexico won 3-0 over Honduras for the seven place.

Cuba's block was superior 9-2, led in kills (35-26) and both teams had same aces (4-4). Cuba scored 27 points on Puerto Rico errors while committing 24.

Cuba's Alfonso Abraham led all scorers with 13 points, 10 kills and two aces. Osmany Uriarte added 11 points on eight attacks, two blocks and one ace.

Jon Rivera led Puerto Rico with 8 points and Reily Calderon added eight points on eight attacks.

### QUOTES

Ricardo Calvo, Cuba's Captain: "At the beginning we were a little nervous, but we have very good players who knew how to give everything on the pitch. The serve we have worked well and today went well. Canada has tall players and good block will be a great match. "

Pavel Pimienta, Cuba's Head Coach: "I'm happy because we won and have the ticket to the FIVB World. But I'm not happy because I made many mistakes, give you many points. I hope tomorrow (against Canada) do a better game".

Brian Negron, Puerto Rico's Captain: "I think we made a good game, Cuba has a good level Our attitude went there, but the level was higher. I'm partially happy, but still is the match for the bronze medal, it would be an honor to be on the podium. "

Juan Avilés, Puerto Rico's Head Coach: "It was complicated. Cuba has a very high level of service, we had problems with that. Our players were very good, and we have the opportunity to play for the bronze medal and the way they played against Cuba I think we can do something against United States".