





July 30, 2014

REGULATION ADDENDUM FOR A THREE POOL TEAMS COMPETITION FORMAT

9.2 **Classification, Quarterfinal and Semifinal Rounds**

For the Classification, Quarterfinal, and Semifinal Rounds, according to the FIVB General Competition Regulations, it must be avoided that teams from the same group play each other as established in the competition format.

9.3 According to the established competition format and the FIVB General Regulations, for the Classification, Quarterfinal, and Semifinal Rounds, if three teams from the same group qualify, the match between the highest ranked team and the lowest ranked team of their Preliminary Round will be repeated.

9.4 According to the established competition format and the FIVB General Regulations, for a three (3) Group Competition Format with nine (9) , ten (10), or eleven (11) team, in order to determine the teams that will play against each other in the Semi-Finals phase, a ranking of teams in descending order must be established, among the qualified teams to the Semi-Finals, taking into consideration their final ranking from their Preliminary

Round. The highest ranked team will play against the lowest ranked team and the second highest ranked team will play against the third highest ranked team, taking always into consideration, that it must be avoided that teams from the same group play each other as established in the competition format.



The inclusion of Article 9.4 in the Norceca Competition Regulations must enter into force immediately.



A handwritten signature in black ink, appearing to read 'Cristobal Marte Hoffiz', written over a white background.

Cristobal Marte Hoffiz
Presidente



U21 Continental Championship July 27 - August 4, 2014 / El Salvador



Programa de Entrenamiento / Training Schedule

| Día / Day | Hora / Time | Palacio de los Deportes / Competition Venue | FESAVOL / Training I | FESAVOL / Training II | |
|-----------|------------------------------------|---|----------------------|---------------------------------|--|
| 27-jul-14 | 13:30 | | | | |
| | 15:00 | ESA | | | |
| | 16:30 | NCA | BAR | CUB | |
| | 18:00 | HON | PUR | LCA | |
| | 19:30 | USA | CAN | MEX | |
| 28-jul-14 | 08:00 | BAR | | | |
| | 09:30 | PUR | ESA | | |
| | 11:00 | CAN | NCA | | |
| | 12:30 | LCA | HON | | |
| | 14:00 | MEX | USA | | |
| | 15:30 | CUB | | | |
| | 16:00 | PRACTICAL CLINIC | | | |
| | 18:00 | General Technical Meeting | | | |
| 29-jul-14 | 08:00 | | USA (14:00) | NCA (14:00) | |
| | 09:30 | | PUR (16:00) | LCA (16:00) | |
| | 11:00 | | MEX (18:00) | CUB (18:00) | |
| | 12:30 | | ESA (20:00) | BAR (20:00) | |
| | 14:00 | | CAN | HON | |
| | 14:00 | USA vs NCA | | | |
| | 16:00 | PUR vs LCA | | | |
| | 18:00 | MEX vs CUB | | | |
| 20:00 | BAR vs ESA | | | | |
| 30-jul-14 | 08:00 | | NCA (14:00) | MEX (14:00) | |
| | 09:30 | | LCA (16:00) | CAN (16:00) | |
| | 11:00 | | HON (18:00) | BAR (18:00) | |
| | 12:30 | | CUB (20:00) | USA (20:00) | |
| | 14:00 | | ESA | PUR | |
| | 14:00 | NCA vs MEX | | | |
| | 16:00 | LCA vs CAN | | | |
| | 18:00 | HON vs BAR | | | |
| 20:00 | CUB vs USA | | | | |
| 31-jul-14 | 08:00 | | CUB (14:00) | NCA (14:00) | |
| | 09:30 | | CAN (16:00) | PUR (16:00) | |
| | 11:00 | | USA (18:00) | MEX(18:00) | |
| | 12:30 | | ESA (20:00) | HON(20:00) | |
| | 14:00 | | BAR | LCA | |
| | 14:00 | CUB vs NCA | | | |
| | 16:00 | CAN vs PUR | | | |
| | 18:00 | USA vs MEX | | | |
| 20:00 | ESA vs HON | | | | |
| 01-ago-14 | 08:00 | | 3rd HR2 (15:00) | 3rd HR3 (15:00) | |
| | 09:30 | 1st HR2 | 2nd HR1 (17:00) | 2nd HR2* (or 2nd HR3) (17:00) | |
| | 11:00 | 1st HR1 | 1st HR3 (19:00) | 2nd HR3* (or 2nd HR2) (19:00) | |
| | 12:30 | | | 3rd HR1 | |
| | 14:00 | | | | |
| | 15:00 | 3rd HR2 vs 3rd HR3 | | | |
| | 17:00 | 2nd HR1 vs 2nd HR2* (or 2nd HR3) | | | |
| 19:00 | 1st HR3 vs 2nd HR3* (or 2nd HR2) | | | | |
| 02-ago-14 | 08:00 | | 3rd HR1 (15:00) | Winner of M13 (15:00) | |
| | 09:30 | | 1st HR2 (17:00) | Winner of M15* (or M14) (17:00) | |
| | 11:00 | | 1st HR1 (19:00) | Winner of M14* (or M15) (19:00) | |
| | 12:30 | | Loser of M15 | Loser of M14 | |
| | 14:00 | | | | |
| | 15:00 | 3rd HR1 vs Winner of M13 | | | |
| | 17:00 | 1st HR2 vs Winner of M15* (or M14) | | | |
| 19:00 | 1st HR1 vs Winner of M14* (or M15) | | | | |
| 03-ago-14 | 08:00 | | Loser of M14 (15:00) | Loser of M15 (15:00) | |
| | 09:30 | WINNER of M17 (19:00) | Loser of M17 (17:00) | Loser of M18 (17:00) | |
| | 11:00 | WINNER of M 18 (19:00) | | | |
| | 12:30 | | | | |
| | 14:00 | | | | |
| | 15:00 | Loser of M14 vs Loser of M15 | | | |
| | 17:00 | Loser of M17 vs Loser of M18 | | | |
| 19:00 | Winner of M17 vs Winner of M18 | | | | |

| Preliminary Inquiry | |
|---------------------|------|
| Time | Team |
| 09:00 | CAN |
| 09:30 | NCA |
| 10:00 | LCA |
| 10:30 | HON |
| 11:00 | MEX |
| 11:30 | USA |
| 12:00 | PUR |
| 12:30 | ESA |
| 13:00 | BAR |
| 13:30 | CUB |



Calendario y Formato de Competencia / Competition Format and Match Schedule

| GROUP-A | | | | | | | | | | | |
|---------|--------|-------|-------|----|-----|-------|-------------------------|-------|-------|-------|---|
| No. | Date | Time | Teams | | | Set | Result per set (points) | | | | |
| | | | | | | | 1 | 2 | 3 | 4 | 5 |
| 4 | 29-jul | 20:00 | BAR | vs | ESA | 3 - 1 | 25-21 | 15-25 | 25-17 | 25-20 | |
| 7 | 30-jul | 18:00 | HON | vs | BAR | 1 - 3 | 25-22 | 18-25 | 22-25 | 19-25 | |
| 12 | 31-jul | 20:00 | ESA | vs | HON | | | | | | |

| GROUP-B | | | | | | | | | | | |
|---------|--------|-------|-------|----|-----|-------|-------------------------|-------|-------|---|---|
| No. | Date | Time | Teams | | | Set | Result per set (points) | | | | |
| | | | | | | | 1 | 2 | 3 | 4 | 5 |
| 2 | 29-jul | 16:00 | PUR | vs | LCA | 3 - 0 | 25-10 | 25-15 | 25-12 | | |
| 6 | 30-jul | 16:00 | LCA | vs | CAN | 0 - 3 | 10-25 | 7-25 | -25 | | |
| 10 | 31-jul | 16:00 | CAN | vs | PUR | | | | | | |

| GROUP-C | | | | | | | | | | | |
|---------|--------|-------|-------|----|-----|-------|-------------------------|-------|-------|-------|---|
| No. | Date | Time | Teams | | | Set | Result per set (points) | | | | |
| | | | | | | | 1 | 2 | 3 | 4 | 5 |
| 1 | 29-jul | 14:00 | USA | vs | NCA | 3 - 0 | 25-12 | 25-23 | 25-20 | | |
| 3 | 29-jul | 18:00 | MEX | vs | CUB | 1 - 3 | 17-25 | 13-25 | 25-23 | 16-25 | |
| 5 | 30-jul | 14:00 | MEX | vs | NCA | 3 - 0 | 25-11 | 25-19 | 25-11 | | |
| 8 | 30-jul | 20:00 | USA | vs | CUB | 0 - 3 | 13-25 | 16-25 | 18-25 | | |
| 9 | 31-jul | 14:00 | CUB | vs | NCA | | | | | | |
| 11 | 31-jul | 18:00 | USA | vs | MEX | | | | | | |

| CLASSIFICATION 9 | | | | | | | | | | | |
|------------------|--------|-------|---------|----|---------|-----|-------------------------|---|---|---|---|
| No. | Date | Time | Teams | | | Set | Result per set (points) | | | | |
| | | | | | | | 1 | 2 | 3 | 4 | 5 |
| 13 | 01-ago | 15:00 | 3rd HR2 | vs | 3rd HR3 | | | | | | |

| QUARTERFINALS | | | | | | | | | | | |
|---------------|--------|-------|---------|----|-----------------------|-----|-------------------------|---|---|---|---|
| No. | Date | Time | Teams | | | Set | Result per set (points) | | | | |
| | | | | | | | 1 | 2 | 3 | 4 | 5 |
| 14 | 01-ago | 17:00 | 2nd HR1 | vs | 2nd HR2* (or 2nd HR3) | | | | | | |
| 15 | 01-ago | 19:00 | 1st HR3 | vs | 2nd HR3* (or 2nd HR2) | | | | | | |

| FINAL CLASSIFICATION 7/8 | | | | | | | | | | | |
|--------------------------|--------|-------|---------|----|---------------|-----|-------------------------|---|---|---|---|
| No. | Date | Time | Teams | | | Set | Result per set (points) | | | | |
| | | | | | | | 1 | 2 | 3 | 4 | 5 |
| 16 | 02-ago | 15:00 | 3rd HR1 | vs | Winner of M13 | | | | | | |

| SEMIFINALS | | | | | | | | | | | |
|------------|--------|-------|---------|----|-------------------------|-----|-------------------------|---|---|---|---|
| No. | Date | Time | Teams | | | Set | Result per set (points) | | | | |
| | | | | | | | 1 | 2 | 3 | 4 | 5 |
| 17 | 02-ago | 17:00 | 1st HR2 | vs | Winner of M14* (or M15) | | | | | | |
| 18 | 02-ago | 19:00 | 1st HR1 | vs | Winner of M15* (or M14) | | | | | | |

| FINAL CLASSIFICATION 5/6 | | | | | | | | | | | |
|--------------------------|--------|-------|--------------|----|--------------|-----|-------------------------|---|---|---|---|
| No. | Date | Time | Teams | | | Set | Result per set (points) | | | | |
| | | | | | | | 1 | 2 | 3 | 4 | 5 |
| 19 | 03-ago | 15:00 | Loser of M14 | vs | Loser of M15 | | | | | | |

| FINALS | | | | | | | | | | | |
|--------|--------|-------|---------------|----|------------|-----|-------------------------|---|---|---|---|
| No. | Date | Time | Teams | | | Set | Result per set (points) | | | | |
| | | | | | | | 1 | 2 | 3 | 4 | 5 |
| 20 | 03-ago | 17:00 | Loser of M17 | vs | Loser M18 | | | | | | |
| 21 | 03-ago | 19:00 | Winner of M17 | vs | Winner M18 | | | | | | |

*NOTE1: For the Classification, Quarterfinal and Semifinal Rounds, according to the FIVB General Competition Regulations, it must be avoided that teams from the same group play each other.

*NOTE2: According to the established competition format and the FIVB General Regulations, for the Classification, Quarterfinal and

*NOTE3: Highest Ranking (HR) followed by a number (1, 2 or 3)indicates the team's position among the teams from other pools with the same position (1st, 2nd or 3rd) in their group after the Group Preliminary Round based on the VIS point ratio result.

*NOTE4: Winner of M12 = Winner of Match #12, etc.

*NOTE; The team finishing 4th. In Group C, will be placed in 10th position of the final ranking.



P-4 VOLLEYBALL • Collated results & ranking



NORCECA Mens U 21 Continental Championship 2014
Results of Wednesday, 30' 30e 'July' 30e '2014

MATCH RESULTS

Preliminary Round Group A

| No | Date | Teams | Set | Result per set (points) | | | | | Total Points | Time | Spectators |
|----|------------|-----------|-----|-------------------------|-------|-------|-------|---|--------------|------|------------|
| | | | | 1 | 2 | 3 | 4 | 5 | | | |
| 4 | 29/07/2014 | BAR - ESA | 3-1 | 25-21 | 15-25 | 25-17 | 25-20 | | 90- 83 | 1:44 | 500 |
| 7 | 30/07/2014 | HON - BAR | 1-3 | 25-22 | 18-25 | 22-25 | 19-25 | | 84- 97 | 1:53 | 250 |

Preliminary Round Group B

| No | Date | Teams | Set | Result per set (points) | | | | | Total Points | Time | Spectators |
|----|------------|-----------|-----|-------------------------|-------|-------|---|---|--------------|------|------------|
| | | | | 1 | 2 | 3 | 4 | 5 | | | |
| 2 | 29/07/2014 | PUR - LCA | 3-0 | 25-10 | 25-15 | 25-12 | | | 75- 37 | 1:11 | 200 |
| 6 | 30/07/2014 | LCA - CAN | 0-3 | 10-25 | 7-25 | 8-25 | | | 25- 75 | 1:01 | 150 |

Preliminary Round Group C

| No | Date | Teams | Set | Result per set (points) | | | | | Total Points | Time | Spectators |
|----|------------|-----------|-----|-------------------------|-------|-------|-------|---|--------------|------|------------|
| | | | | 1 | 2 | 3 | 4 | 5 | | | |
| 1 | 29/07/2014 | USA - NCA | 3-0 | 25-12 | 25-13 | 25-20 | | | 75- 45 | 1:15 | 150 |
| 3 | 29/07/2014 | MEX - CUB | 1-3 | 17-25 | 13-25 | 25-23 | 16-25 | | 71- 98 | 1:55 | 500 |
| 5 | 30/07/2014 | MEX - NCA | 3-0 | 25-11 | 25-19 | 25-11 | | | 75- 41 | 1:12 | 100 |
| 8 | 30/07/2014 | USA - CUB | 0-3 | 13-25 | 16-25 | 18-25 | | | 47- 75 | 1:21 | 700 |

TEAM RANKING

Preliminary Round Group A

| Rk | Code | Team | Matches | | | | Results Details | | | | | | Points | | | Sets | | |
|----|------|-------------|---------|---|---|---|-----------------|-----|-----|-----|-----|-----|--------|-----|-------|------|---|-------|
| | | | Pts | T | W | L | 3-0 | 3-1 | 3-2 | 2-3 | 1-3 | 0-3 | W | L | Ratio | W | L | Ratio |
| 1 | BAR | Barbados | 8 | 2 | 2 | 0 | 0 | 2 | 0 | 0 | 0 | 0 | 187 | 167 | 1.120 | 6 | 2 | 3.000 |
| 2 | ESA | El Salvador | 1 | 1 | 0 | 1 | 0 | 0 | 0 | 0 | 1 | 0 | 83 | 90 | 0.922 | 1 | 3 | 0.333 |
| 3 | HON | Honduras | 1 | 1 | 0 | 1 | 0 | 0 | 0 | 0 | 1 | 0 | 84 | 97 | 0.866 | 1 | 3 | 0.333 |

Preliminary Round Group B

| Rk | Code | Team | Matches | | | | Results Details | | | | | | Points | | | Sets | | |
|----|------|-------------|---------|---|---|---|-----------------|-----|-----|-----|-----|-----|--------|-----|-------|------|---|-------|
| | | | Pts | T | W | L | 3-0 | 3-1 | 3-2 | 2-3 | 1-3 | 0-3 | W | L | Ratio | W | L | Ratio |
| 1 | CAN | Canada | 5 | 1 | 1 | 0 | 1 | 0 | 0 | 0 | 0 | 0 | 75 | 25 | 3.000 | 3 | 0 | MAX |
| 2 | PUR | Puerto Rico | 5 | 1 | 1 | 0 | 1 | 0 | 0 | 0 | 0 | 0 | 75 | 37 | 2.027 | 3 | 0 | MAX |
| 3 | LCA | Saint Lucia | 0 | 2 | 0 | 2 | 0 | 0 | 0 | 0 | 0 | 0 | 62 | 150 | 0.413 | 0 | 6 | |

Preliminary Round Group C

| Rk | Code | Team | Matches | | | | Results Details | | | | | | Points | | | Sets | | |
|----|------|---------------|---------|---|---|---|-----------------|-----|-----|-----|-----|-----|--------|-----|-------|------|---|-------|
| | | | Pts | T | W | L | 3-0 | 3-1 | 3-2 | 2-3 | 1-3 | 0-3 | W | L | Ratio | W | L | Ratio |
| 1 | CUB | Cuba | 9 | 2 | 2 | 0 | 1 | 1 | 0 | 0 | 0 | 0 | 173 | 118 | 1.466 | 6 | 1 | 6.000 |
| 2 | MEX | Mexico | 6 | 2 | 1 | 1 | 1 | 0 | 0 | 0 | 1 | 0 | 146 | 139 | 1.050 | 4 | 3 | 1.333 |
| 3 | USA | United States | 5 | 2 | 1 | 1 | 1 | 0 | 0 | 0 | 0 | 1 | 122 | 120 | 1.017 | 3 | 3 | 1.000 |
| 4 | NCA | Nicaragua | 0 | 2 | 0 | 2 | 0 | 0 | 0 | 0 | 0 | 2 | 86 | 150 | 0.573 | 0 | 6 | |





P-2 VOLLEYBALL • Match result



NORCECA Mens U 21 Continental Championship 2014 Preliminary Round Group C

Match: 5 **Date:** 30/07/2014 **Spectators:** 100
City: San Salvador
Hall: Palacio de los Deportes
Match duration: Start: 14:00 End: 15:12 Total: 1:12

| Teams | Sets | 1 | 2 | 3 | 4 | 5 | Total |
|---------------------|----------|------|------|------|---|---|-------|
| MEX | 3 | 25 | 25 | 25 | | | 75 |
| NCA | 0 | 11 | 19 | 11 | | | 41 |
| Set duration | | 0:25 | 0:22 | 0:19 | | | 1:06 |

Referees: Theriault, Serge (CAN) & Faisal, Terry (LCA)

| MEX • Mexico | | 1 | 2 | 3 | 4 | 5 | Pts |
|--------------|------------------------|-------------------------------------|-------------------------------------|-------------------------------------|--------------------------|---|-----|
| 3 | Castro Sebastian (S) | <input type="checkbox"/> | <input checked="" type="checkbox"/> | | | | |
| 4 | Mejia Geiser (MB) | <input checked="" type="checkbox"/> | <input checked="" type="checkbox"/> | | | | 6 |
| 5 | L Estrella Jaime (L) | L | L | L | | | |
| 6 | Garay Alexis (OP) | | | | | | |
| 8 | Moraila Alejandro (OH) | | | | <input type="checkbox"/> | | 2 |
| 9 | Acosta Ariel (MB) | <input checked="" type="checkbox"/> | | <input checked="" type="checkbox"/> | | | 4 |
| 10 | Ugalde Enrique (OH) | <input checked="" type="checkbox"/> | <input checked="" type="checkbox"/> | <input checked="" type="checkbox"/> | | | 8 |
| 11 | Molano Ivan (OP) | <input checked="" type="checkbox"/> | <input checked="" type="checkbox"/> | <input checked="" type="checkbox"/> | | | 11 |
| 13 | Martinez Alan (OH) | <input checked="" type="checkbox"/> | <input checked="" type="checkbox"/> | | | | 9 |
| 15 | Aranda Christian (S) | <input checked="" type="checkbox"/> | <input type="checkbox"/> | <input checked="" type="checkbox"/> | | | 1 |
| 16 | Olvera Francisco (OH) | <input type="checkbox"/> | <input type="checkbox"/> | <input checked="" type="checkbox"/> | | | 9 |
| 17 | Bojorquez Luis (MB) | | <input checked="" type="checkbox"/> | <input checked="" type="checkbox"/> | | | 7 |

Coach: Victor Porras (MEX)
Assistant: Eduardo Murguía (MEX)

| NCA • Nicaragua | | 1 | 2 | 3 | 4 | 5 | Pts |
|-----------------|--------------------------|-------------------------------------|-------------------------------------|-------------------------------------|---|---|-----|
| 1 | Sanchez Rodolfo (S) | <input checked="" type="checkbox"/> | <input checked="" type="checkbox"/> | <input checked="" type="checkbox"/> | | | 3 |
| 2 | Duarte Kevin (OP) | <input checked="" type="checkbox"/> | <input checked="" type="checkbox"/> | <input checked="" type="checkbox"/> | | | 5 |
| 3 | Garcia Denis (OH) | | | | | | |
| 4 | Castillo Josue (OH) | | <input checked="" type="checkbox"/> | | | | 1 |
| 5 | Espinosa Roberto (MB) | <input checked="" type="checkbox"/> | <input checked="" type="checkbox"/> | <input type="checkbox"/> | | | 2 |
| 6 | Orozco Bryan (MB) | <input checked="" type="checkbox"/> | <input checked="" type="checkbox"/> | <input checked="" type="checkbox"/> | | | 4 |
| 7 | Garcia Brandon (MB) | <input type="checkbox"/> | | | | | |
| 8 | Villagran Francisco (OH) | <input checked="" type="checkbox"/> | <input checked="" type="checkbox"/> | <input checked="" type="checkbox"/> | | | 2 |
| 9 | Cubillo Ramon (OH) | | <input checked="" type="checkbox"/> | <input checked="" type="checkbox"/> | | | 4 |
| 10 | L Castillo Miguel (L) | | L | L | L | | |
| 11 | Barrios Gabriel (S) | <input type="checkbox"/> | <input type="checkbox"/> | <input checked="" type="checkbox"/> | | | 2 |
| 12 | Fenley Jaiser (OP) | | <input type="checkbox"/> | | | | |

Coach: Osman Hernandez (NCA)
Assistant: Marvin Bejarano (NCA)

TEAMS AND PLAYERS PERFORMANCES

| Won Pts | Total Atts | No Name | Scoring Skills | Won Pts | Total Atts | No Name |
|-----------|------------|--------------------------|-------------------|-----------|------------|----------------------------|
| 43 | 77 | Total Team | | 19 | 87 | Total Team |
| 9 | 19 | 13 Martinez Alan (OH) | Spike | 5 | 21 | 2 Duarte Kevin (OP) |
| 7 | 15 | 10 Ugalde Enrique (OH) | | 4 | 11 | 9 Cubillo Ramon (OH) |
| 11 | 39 | Total Team | Block | 1 | 27 | Total Team |
| 4 | 7 | 11 Molano Ivan (OP) | | 1 | 9 | 8 Villagran Francisco (OH) |
| 2 | 9 | 4 Mejia Geiser (MB) | Serve | 3 | 43 | Total Team |
| 3 | 73 | Total Team | | 2 | 11 | 1 Sanchez Rodolfo (S) |
| 2 | 8 | 16 Olvera Francisco (OH) | Opp. error | 1 | 6 | 6 Orozco Bryan (MB) |
| 1 | 9 | 17 Bojorquez Luis (MB) | Total | 18 | | Total Team |
| 18 | | Total Team | | 41 | 157 | Total Team |
| 75 | 189 | Total Team | | | | |

| | | | | | | |
|----|----|---------------------|--------------------|---|----|---------------------|
| 11 | 32 | 11 Molano Ivan (OP) | Best Scorer | 5 | 28 | 2 Duarte Kevin (OP) |
|----|----|---------------------|--------------------|---|----|---------------------|

| Excellent | Total Atts | No Name | Non scoring Skills | Excellent | Total Atts | No Name |
|-----------|------------|-------------------------|--------------------|-----------|------------|------------------------|
| 20 | 66 | Total Team | | 5 | 85 | Total Team |
| 10 | 23 | 5 Estrella Jaime (L) | Dig | 3 | 27 | 10 Castillo Miguel (L) |
| 4 | 10 | 13 Martinez Alan (OH) | | 2 | 11 | 2 Duarte Kevin (OP) |
| 20 | 62 | Total Team | Set | 8 | 68 | Total Team |
| 14 | 44 | 15 Aranda Christian (S) | | 8 | 67 | 1 Sanchez Rodolfo (S) |
| 14 | 36 | Total Team | Reception | 21 | 60 | Total Team |
| 5 | 9 | 5 Estrella Jaime (L) | Success - Faults | 7 | 13 | 11 Barrios Gabriel (S) |
| 3 | 12 | 10 Ugalde Enrique (OH) | # Attempts | 5 | 21 | 10 Castillo Miguel (L) |

■ Starting line-up Pts = Points scored nn = Captain
 Substitute Atts = Attempts L = Libero
 Opp = Opponent





P-2 VOLLEYBALL • Match result



NORCECA Mens U 21 Continental Championship 2014 Preliminary Round Group B

Match: 6 **Date:** 30/07/2014 **Spectators:** 150
City: San Salvador
Hall: Palacio de los Deportes
Match duration: Start: 16:00 End: 17:01 Total: 1:01

| Teams | Sets | 1 | 2 | 3 | 4 | 5 | Total |
|---------------------|------|------|------|------|---|---|-------|
| LCA | 0 | 10 | 7 | 8 | | | 25 |
| CAN | 3 | 25 | 25 | 25 | | | 75 |
| Set duration | | 0:18 | 0:19 | 0:18 | | | 0:55 |

Referees: Yerwood, Sherry (BAR) & Guerrero, Alvaro (HON)

| LCA • Saint Lucia | | 1 | 2 | 3 | 4 | 5 | Pts |
|-------------------|-------------------------|---|---|---|---|---|-----|
| 1 | Ferdinand Anfernee (OH) | ■ | ■ | ■ | | | 1 |
| 6 | Augier Alexander (S) | | □ | | | | |
| 7 | St. Jean Tevin (MB) | ■ | ■ | ■ | | | 3 |
| 10 | President Keiran (OH) | ■ | ■ | ■ | | | 2 |
| 11 | Faulkner Augustin (OP) | ■ | ■ | ■ | | | 3 |
| 12 | Norville Kevin (S) | ■ | ■ | ■ | | | |
| 13 | Simon Lurick (OH) | | □ | | | | |
| 14 | Francois John (MB) | ■ | ■ | | | | |
| 15 | Richards Anton (MB) | | □ | ■ | | | |
| 16 | Lionel Elijah (OH) | | | | | | |

Coach: Elvin Germain
Assistant: Rudy Avril

| CAN • Canada | | 1 | 2 | 3 | 4 | 5 | Pts |
|--------------|------------------------|---|---|---|---|---|-----|
| 1 | Chancy Gabriel (S) | | □ | ■ | | | 3 |
| 2 | Koppers Brandon(OH) | | ■ | ■ | | | 10 |
| 3 | Nickifor Ryan (OH) | ■ | ■ | | | | 4 |
| 4 | Scheerhoorn Blake (OP) | ■ | | □ | | | 3 |
| 5 | Coleman Lucas (OH) | ■ | | ■ | | | 4 |
| 6 | Jackson James (MB) | ■ | | ■ | | | 1 |
| 7 | Phillips Jonathan (OH) | | □ | | | | |
| 10 | Hobern George (MB) | | ■ | ■ | | | 3 |
| 11 | Colpitts Ryan (OP) | | ■ | ■ | | | 2 |
| 12 | L Richards Andrew (L) | | L | L | L | | |
| 13 | Ardron Jeffrey (MB) | ■ | ■ | | | | 5 |
| 14 | Schriemer Adam (S) | ■ | ■ | | | | 1 |

Coach: John Barrett (CAN)
Assistant: Brock Davidiuk (CAN)

TEAMS AND PLAYERS PERFORMANCES

| Won Pts | Total Atts | No Name | Scoring Skills | Won Pts | Total Atts | No Name |
|-----------|------------|---------------------------|-------------------------|-----------|------------|------------------------|
| 8 | 60 | Total Team | | 21 | 39 | Total Team |
| 3 | 15 | 11 Faulkner Augustin (OP) | Spike | 6 | 6 | 2 Koppers Brandon(OH) |
| 2 | 14 | 10 President Keiran (OH) | | 3 | 6 | 3 Nickifor Ryan (OH) |
| 1 | 14 | Total Team | Block | 7 | 15 | Total Team |
| 1 | 5 | 7 St. Jean Tevin (MB) | | 2 | 4 | 13 Ardron Jeffrey (MB) |
| 0 | 27 | Total Team | Serve | 1 | 1 | 1 Chancy Gabriel (S) |
| 16 | | Total Team | | 8 | 73 | Total Team |
| 25 | 101 | Total Team | Opp. error | 3 | 12 | 2 Koppers Brandon(OH) |
| | | | Total | 2 | 11 | 5 Coleman Lucas (OH) |
| | | | | 39 | | Total Team |
| | | | | 75 | 127 | Total Team |
| 3 | 19 | 7 St. Jean Tevin (MB) | Best Scorer | 10 | 20 | 2 Koppers Brandon(OH) |
| | | | | | | |
| Excellent | Total Atts | No Name | Non scoring Skills | Excellent | Total Atts | No Name |
| 4 | 35 | Total Team | | 5 | 29 | Total Team |
| 2 | 9 | 7 St. Jean Tevin (MB) | Dig | 3 | 13 | 12 Richards Andrew (L) |
| 2 | 8 | 1 Ferdinand Anfernee (OH) | | 1 | 1 | 11 Colpitts Ryan (OP) |
| 0 | 57 | Total Team | Set | 10 | 37 | Total Team |
| 17 | 62 | Total Team | | 8 | 20 | 1 Chancy Gabriel (S) |
| 9 | 24 | 1 Ferdinand Anfernee (OH) | Reception | 8 | 19 | Total Team |
| | | | Success - Faults | 2 | 4 | 5 Coleman Lucas (OH) |
| | | | # Attempts | 3 | 6 | 12 Richards Andrew (L) |

■ Starting line-up Pts = Points scored [nn] = Captain
□ Substitute Atts = Attempts L = Libero
Opp = Opponent





P-2 VOLLEYBALL • Match result



NORCECA Mens U 21 Continental Championship 2014 Preliminary Round Group A

Match: 7 **Date:** 30/07/2014 **Spectators:** 250
City: San Salvador
Hall: Palacio de los Deportes
Match duration: Start: 18:00 End: 19:53 Total: 1:53

| Teams | Sets | 1 | 2 | 3 | 4 | 5 | Total |
|---------------------|----------|------|------|------|------|---|-------|
| HON | 1 | 25 | 18 | 22 | 19 | | 84 |
| BAR | 3 | 22 | 25 | 25 | 25 | | 97 |
| Set duration | | 0:31 | 0:21 | 0:27 | 0:25 | | 1:44 |

Referees: Largaespada, Norman (NCA) & Wendelboe, Kevin (USA)

| HON • Honduras | | 1 | 2 | 3 | 4 | 5 | Pts |
|----------------|-----------------------|---|---|---|---|---|-----|
| 1 | Flores Andre (OH) | ■ | ■ | □ | ■ | | 6 |
| 2 | Arellano Jose (S) | ■ | ■ | ■ | ■ | | 3 |
| 3 | Reyes Mario (OP) | ■ | ■ | ■ | ■ | | 5 |
| 5 | Irias Diego (MB) | | | □ | ■ | | 1 |
| 6 | Arriola Jorge (OH) | | □ | ■ | | | 1 |
| 7 | Massu Jonathan (MB) | ■ | ■ | ■ | | | 3 |
| 8 | Watler Ornello (MB) | ■ | ■ | ■ | ■ | | 10 |
| 9 | Thompson William (OH) | ■ | ■ | ■ | ■ | | 17 |
| 11 | Avila Alejandro (S) | □ | | | | | |
| 12 L | Napky Juan (L) | L | L | L | L | | |
| 13 | Castillo Roberto (MB) | | | | | | |
| 14 | Solis Carlos (OP) | | | | | | |

Coach: Rony Martinez (HON)
Assistant: Jonhatan Aguilar (HON)

| BAR • Barbados | | 1 | 2 | 3 | 4 | 5 | Pts |
|----------------|------------------------|---|---|---|---|---|-----|
| 1 L | Jordan Ashan (L) | | | | | | |
| 2 | Wood Ammuniki (MB) | ■ | ■ | ■ | ■ | | 18 |
| 3 | Cyrus Carlos (OH) | ■ | ■ | ■ | ■ | | 6 |
| 4 L | Packer Stephen (L) | L | L | L | L | | |
| 5 | Niles Adam (OH) | □ | ■ | ■ | ■ | | 7 |
| 6 | Seale Darien (OH) | | | | | | |
| 8 | Stapleton Andriy (OH) | ■ | ■ | ■ | ■ | | 12 |
| 10 | Hinds Kimar (S) | | | □ | ■ | | 2 |
| 12 | Bishop Shamar (MB) | | | | | | |
| 15 | Holder Chioke (MB) | ■ | | | | | |
| 16 | Doughty Paul (S) | ■ | ■ | ■ | | | |
| 17 | Goodridge Jabarry (OH) | ■ | ■ | ■ | ■ | | 17 |

Coach: John Stuart (BAR)
Assistant: Julio Caballero (CUB)

TEAMS AND PLAYERS PERFORMANCES

| Won Pts | Total Atts | No Name | Scoring Skills | Won Pts | Total Atts | No Name |
|-----------|------------|-------------------------|-------------------|-----------|------------|---------------------------|
| 38 | 120 | Total Team | | 44 | 103 | Total Team |
| 17 | 49 | 9 Thompson William (OH) | Spike | 15 | 35 | 17 Goodridge Jabarry (OH) |
| 7 | 13 | 8 Watler Ornello (MB) | | 11 | 17 | 2 Wood Ammuniki (MB) |
| 5 | 40 | Total Team | Block | 15 | 53 | Total Team |
| 2 | 12 | 8 Watler Ornello (MB) | | 6 | 15 | 2 Wood Ammuniki (MB) |
| 1 | 3 | 1 Flores Andre (OH) | Serve | 4 | 13 | 5 Niles Adam (OH) |
| 3 | 84 | Total Team | | 3 | 95 | Total Team |
| 2 | 20 | 2 Arellano Jose (S) | Opp. error | 1 | 16 | 17 Goodridge Jabarry (OH) |
| 1 | 11 | 8 Watler Ornello (MB) | Total | 1 | 14 | 2 Wood Ammuniki (MB) |
| 38 | | Total Team | | 35 | | Total Team |
| 84 | 244 | Total Team | | 97 | 251 | Total Team |

| | | | | | | |
|----|----|-------------------------|--------------------|----|----|----------------------|
| 17 | 62 | 9 Thompson William (OH) | Best Scorer | 18 | 46 | 2 Wood Ammuniki (MB) |
|----|----|-------------------------|--------------------|----|----|----------------------|

| Excellent | Total Atts | No Name | Non scoring Skills | Excellent | Total Atts | No Name |
|-----------|------------|-------------------------|-------------------------|-----------|------------|---------------------------|
| 13 | 93 | Total Team | | 12 | 81 | Total Team |
| 7 | 38 | 12 Napky Juan (L) | Dig | 4 | 14 | 17 Goodridge Jabarry (OH) |
| 3 | 16 | 3 Reyes Mario (OP) | | 2 | 9 | 3 Cyrus Carlos (OH) |
| 12 | 106 | Total Team | Set | 9 | 95 | Total Team |
| 12 | 103 | 2 Arellano Jose (S) | | 6 | 32 | 10 Hinds Kimar (S) |
| 36 | 86 | Total Team | Reception | 30 | 75 | Total Team |
| 10 | 20 | 12 Napky Juan (L) | <u>Success - Faults</u> | 7 | 15 | 17 Goodridge Jabarry (OH) |
| 9 | 21 | 9 Thompson William (OH) | <u># Attempts</u> | 15 | 30 | 4 Packer Stephen (L) |

■ Starting line-up Pts = Points scored [nn] = Captain
□ Substitute Atts = Attempts L = Libero
Opp = Opponent





P-2 VOLLEYBALL • Match result



NORCECA Mens U 21 Continental Championship 2014 Preliminary Round Group C

Match: 8 **Date:** 30/07/2014 **Spectators:** 700
City: San Salvador
Hall: Palacio de los Deportes
Match duration: Start: 20:30 End: 21:51 Total: 1:21

| Teams | Sets | 1 | 2 | 3 | 4 | 5 | Total |
|---------------------|----------|------|------|------|---|---|-------|
| USA | 0 | 13 | 16 | 18 | | | 47 |
| CUB | 3 | 25 | 25 | 25 | | | 75 |
| Set duration | | 0:22 | 0:25 | 0:28 | | | 1:15 |

Referees: Menjivar, Jose (ESA) & Figueroa, Miguel (PUR)

| USA • United States | | 1 | 2 | 3 | 4 | 5 | Pts |
|---------------------|---------------------------|---|---|---|---|---|-----|
| 2 | Benesh Andrew (MB) | ■ | ■ | | | | 2 |
| 3 | Blough Christian (S) | | | | | | |
| 5 | Dagostino Kyle (OH) | □ | | □ | | | 1 |
| 6 | Kindem Soren (S) | ■ | ■ | ■ | | | |
| 7 | L Enriques Evan (L) | L | L | L | | | |
| 8 | Faagata-Tufuga Storm (OH) | □ | □ | □ | | | 4 |
| 9 | Fey Kuponon (OH) | ■ | ■ | ■ | | | 3 |
| 12 | Jendryk II Jeffrey (MB) | ■ | ■ | ■ | | | 4 |
| 13 | Perinar George (OP) | ■ | ■ | ■ | | | 2 |
| 14 | Plaisted Benjamin (OP) | | | | | | |
| 15 | Rakestraw Kevin (MB) | | □ | ■ | | | 1 |
| 16 | Sander Brenden (OH) | ■ | ■ | ■ | | | 7 |

| CUB • Cuba | | 1 | 2 | 3 | 4 | 5 | Pts |
|------------|--------------------------|---|---|---|---|---|-----|
| 2 | Romero Inovel (OH) | | | | | | |
| 3 | Calvo Ricardo (S) | ■ | ■ | ■ | | | 1 |
| 4 | Sosa Luis (MB) | ■ | ■ | ■ | | | 4 |
| 6 | Montes de Oca Javiel (S) | | | | | | |
| 8 | Gutierrez Miguel (OP) | | | | | | |
| 12 | Alfonso Abrahan (OH) | ■ | ■ | ■ | | | 17 |
| 15 | L Salazar Lionnis (L) | L | L | L | | | |
| 17 | Chapman Felix (MB) | ■ | ■ | ■ | | | 8 |
| 20 | Uriarte Osmany (OH) | ■ | ■ | ■ | | | 17 |
| 21 | Jimeno Luis (OP) | ■ | ■ | ■ | | | 6 |
| 22 | Rendon Osniel (OP) | | | | □ | | |

Coach: Daniel Friend (USA)
Assistant: Jay Hosack (USA)

Coach: Pavel Pimienta (CUB)
Assistant: Nicolas Vives (CUB)

TEAMS AND PLAYERS PERFORMANCES

| Won Pts | Total Atts | No Name | Scoring Skills | Won Pts | Total Atts | No Name |
|-----------|------------|----------------------------|-------------------|-----------|------------|-------------------------|
| 21 | 70 | Total Team | | 39 | 67 | Total Team |
| 6 | 11 | 16 Sander Brenden (OH) | Spike | 14 | 22 | 12 Alfonso Abrahan (OH) |
| 4 | 15 | 12 Jendryk II Jeffrey (MB) | | 11 | 19 | 20 Uriarte Osmany (OH) |
| 1 | 21 | Total Team | Block | 9 | 28 | Total Team |
| 1 | 4 | 15 Rakestraw Kevin (MB) | | 5 | 8 | 20 Uriarte Osmany (OH) |
| 2 | 49 | Total Team | Serve | 1 | 3 | 12 Alfonso Abrahan (OH) |
| 1 | 3 | 5 Dagostino Kyle (OH) | | 5 | 73 | Total Team |
| 1 | 9 | 16 Sander Brenden (OH) | Opp. error | 2 | 14 | 12 Alfonso Abrahan (OH) |
| 23 | | Total Team | Total | 1 | 13 | 17 Chapman Felix (MB) |
| 47 | 140 | Total Team | | 22 | | Total Team |

| | | | | | | |
|---|----|------------------------|--------------------|----|----|-------------------------|
| 7 | 26 | 16 Sander Brenden (OH) | Best Scorer | 17 | 39 | 12 Alfonso Abrahan (OH) |
|---|----|------------------------|--------------------|----|----|-------------------------|

| Excellent | Total Atts | No Name | Non scoring Skills | Excellent | Total Atts | No Name |
|-----------|------------|---------------------|-------------------------|-----------|------------|-------------------------|
| 10 | 62 | Total Team | | 8 | 58 | Total Team |
| 3 | 17 | 7 Enriques Evan (L) | Dig | 3 | 7 | 21 Jimeno Luis (OP) |
| 2 | 7 | 9 Fey Kuponon (OH) | | 2 | 8 | 12 Alfonso Abrahan (OH) |
| 15 | 61 | Total Team | Set | 22 | 53 | Total Team |
| 15 | 61 | 6 Kindem Soren (S) | | 19 | 47 | 3 Calvo Ricardo (S) |
| 23 | 61 | Total Team | Reception | 16 | 35 | Total Team |
| 10 | 22 | 7 Enriques Evan (L) | <u>Success - Faults</u> | 8 | 18 | 20 Uriarte Osmany (OH) |
| 8 | 24 | 9 Fey Kuponon (OH) | <u># Attempts</u> | 4 | 9 | 15 Salazar Lionnis (L) |

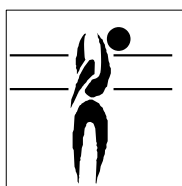
■ Starting line-up Pts = Points scored [nn] = Captain
□ Substitute Atts = Attempts L = Libero
Opp = Opponent





P-5 VOLLEYBALL • Players ranking by skills

NORCECA Mens U 21 Continental Championship 2014



Best Scorers

| Rk | No | Name | Team | Spike | Block | Serve | Total |
|-------------------------|----|---------------------------|------|------------|-----------|-----------|------------|
| 1 | 17 | Goodridge Jabarry (OH) | BAR | 32 | 3 | 1 | 36 |
| 2 | 12 | Alfonso Abrahan (OH) | CUB | 29 | 1 | 5 | 35 |
| 2 | 20 | Uriarte Osmany (OH) | CUB | 25 | 6 | 4 | 35 |
| 4 | 2 | Wood Ammuniki (MB) | BAR | 19 | 8 | 2 | 29 |
| 5 | 8 | Stapleton Andrly (OH) | BAR | 18 | 3 | 1 | 22 |
| 6 | 17 | Valdez Samuel (OP) | ESA | 15 | 5 | 0 | 20 |
| 7 | 10 | Ugalde Enrique (OH) | MEX | 14 | 2 | 2 | 18 |
| 8 | 9 | Thompson William (OH) | HON | 17 | 0 | 0 | 17 |
| 8 | 17 | Chapman Felix (MB) | CUB | 13 | 3 | 1 | 17 |
| 10 | 16 | Sander Brenden (OH) | USA | 12 | 1 | 3 | 16 |
| 10 | 13 | Martinez Alan (OH) | MEX | 16 | 0 | 0 | 16 |
| 10 | 11 | Molano Ivan (OP) | MEX | 12 | 4 | 0 | 16 |
| 13 | 4 | Rivas Mauricio (OH) | ESA | 13 | 1 | 0 | 14 |
| 13 | 21 | Jimeno Luis (OP) | CUB | 13 | 0 | 1 | 14 |
| 13 | 16 | Olvera Francisco (OH) | MEX | 10 | 2 | 2 | 14 |
| 13 | 3 | Cyrus Carlos (OH) | BAR | 10 | 3 | 1 | 14 |
| 17 | 12 | Jendryk II Jeffrey (MB) | USA | 10 | 1 | 1 | 12 |
| 17 | 4 | Sosa Luis (MB) | CUB | 7 | 5 | 0 | 12 |
| 19 | 2 | Koppers Brandon(OH) | CAN | 6 | 1 | 3 | 10 |
| 19 | 8 | Watler Ornello (MB) | HON | 7 | 2 | 1 | 10 |
| 21 | 8 | Faagata-Tufuga Storm (OH) | USA | 9 | 0 | 0 | 9 |
| 21 | 2 | Duarte Kevin (OP) | NCA | 9 | 0 | 0 | 9 |
| 23 | 10 | President Keiran (OH) | LCA | 8 | 0 | 0 | 8 |
| 23 | 4 | Mejia Geiser (MB) | MEX | 4 | 3 | 1 | 8 |
| 23 | 15 | Holder Chioke (MB) | BAR | 6 | 2 | 0 | 8 |
| 23 | 5 | Niles Adam (OH) | BAR | 3 | 4 | 1 | 8 |
| 27 | 12 | Calderon Reyli (OH) | PUR | 7 | 0 | 0 | 7 |
| 27 | 18 | Rivera Jon (OP) | PUR | 7 | 0 | 0 | 7 |
| 27 | 6 | Cruz Jassiel (MB) | PUR | 5 | 2 | 0 | 7 |
| 27 | 16 | Perez Roberto (OH) | PUR | 5 | 1 | 1 | 7 |
| 27 | 1 | Ferdinand Anfernee (OH) | LCA | 7 | 0 | 0 | 7 |
| 27 | 11 | Faulkner Augustin (OP) | LCA | 7 | 0 | 0 | 7 |
| 27 | 9 | Fey Kuono (OH) | USA | 7 | 0 | 0 | 7 |
| 27 | 13 | Perinar George (OP) | USA | 7 | 0 | 0 | 7 |
| 27 | 5 | Espinosa Roberto (MB) | NCA | 7 | 0 | 0 | 7 |
| 27 | 2 | Benesh Andrew (MB) | USA | 6 | 1 | 0 | 7 |
| 27 | 4 | Castillo Josue (OH) | NCA | 6 | 0 | 1 | 7 |
| 27 | 15 | Rakestraw Kevin (MB) | USA | 5 | 2 | 0 | 7 |
| 27 | 17 | Bojorquez Luis (MB) | MEX | 6 | 0 | 1 | 7 |
| 27 | 9 | Acosta Ariel (MB) | MEX | 4 | 3 | 0 | 7 |
| 27 | 3 | Calvo Ricardo (S) | CUB | 4 | 2 | 1 | 7 |
| 42 | 7 | Lopez Kevin (OH) | PUR | 4 | 0 | 2 | 6 |
| 42 | 1 | Flores Andre (OH) | HON | 5 | 1 | 0 | 6 |
| 42 | 6 | Orozco Bryan (MB) | NCA | 5 | 0 | 1 | 6 |
| 42 | 1 | Sanchez Rodolfo (S) | NCA | 3 | 1 | 2 | 6 |
| 46 | 13 | Ardron Jeffrey (MB) | CAN | 3 | 2 | 0 | 5 |
| 46 | 3 | Reyes Mario (OP) | HON | 4 | 1 | 0 | 5 |
| 46 | 13 | Rodriguez Carlos (OP) | ESA | 2 | 3 | 0 | 5 |
| 46 | 7 | St. Jean Tevin (MB) | LCA | 3 | 1 | 1 | 5 |
| 50 | 3 | Nickifor Ryan (OH) | CAN | 3 | 1 | 0 | 4 |
| Total tournament | | | | 500 | 98 | 59 | 657 |





P-5 VOLLEYBALL • Players ranking by skills

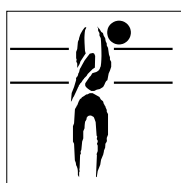
NORCECA Mens U 21 Continental Championship 2014



Best Spikers

Limit: 15.00%

| Rk | No | Name | Team | Spikes | Faults | Shots | Total Attempts | Succ. % |
|-------------------------|----|---------------------------|------|--------|--------|-------|----------------|---------|
| 1 | 2 | Koppers Brandon(OH) | CAN | 6 | - | - | 6 | 100.00 |
| 2 | 20 | Uriarte Osmany (OH) | CUB | 25 | 6 | 14 | 45 | 55.56 |
| 3 | 16 | Sander Brenden (OH) | USA | 12 | 3 | 7 | 22 | 54.55 |
| 4 | 12 | Alfonso Abrahan (OH) | CUB | 29 | 6 | 19 | 54 | 53.70 |
| 5 | 3 | Nickifor Ryan (OH) | CAN | 3 | - | 3 | 6 | 50.00 |
| 5 | 12 | Calderon Reyli (OH) | PUR | 7 | - | 7 | 14 | 50.00 |
| 7 | 12 | Jendryk II Jeffrey (MB) | USA | 10 | 1 | 10 | 21 | 47.62 |
| 8 | 16 | Perez Roberto (OH) | PUR | 5 | 2 | 4 | 11 | 45.45 |
| 9 | 11 | Molano Ivan (OP) | MEX | 12 | 3 | 13 | 28 | 42.86 |
| 10 | 8 | Faagata-Tufuga Storm (OH) | USA | 9 | 3 | 9 | 21 | 42.86 |
| Total Tournament | | | | 500 | 243 | 583 | 1,326 | 37.71 |



Best Blockers

| Rk | No | Name | Team | Kill Blocks | Faults | Rebounds | Total Attempts | Avg. by set |
|-------------------------|----|-----------------------|------|-------------|--------|----------|----------------|-------------|
| 1 | 17 | Valdez Samuel (OP) | ESA | 5 | 2 | 1 | 8 | 1.25 |
| 2 | 2 | Wood Ammuniki (MB) | BAR | 8 | 9 | 12 | 29 | 1.00 |
| 3 | 20 | Uriarte Osmany (OH) | CUB | 6 | 2 | 5 | 13 | 0.86 |
| 4 | 13 | Rodriguez Carlos (OP) | ESA | 3 | 2 | 2 | 7 | 0.75 |
| 5 | 6 | Mejia Jose (MB) | ESA | 3 | 3 | 3 | 9 | 0.75 |
| 6 | 4 | Sosa Luis (MB) | CUB | 5 | 4 | 7 | 16 | 0.71 |
| 7 | 6 | Cruz Jassiel (MB) | PUR | 2 | 1 | 3 | 6 | 0.67 |
| 8 | 13 | Ardron Jeffrey (MB) | CAN | 2 | 1 | 1 | 4 | 0.67 |
| 9 | 11 | Molano Ivan (OP) | MEX | 4 | 1 | 3 | 8 | 0.57 |
| 10 | 8 | Watler Ornello (MB) | HON | 2 | 4 | 6 | 12 | 0.50 |
| Total Tournament | | | | 98 | 144 | 241 | 483 | 3.63 |



Best Servers


| Rk | No | Name | Team | Aces | Faults | Serve Hits | Total Attempts | Avg. by set |
|-------------------------|----|----------------------|------|------|--------|------------|----------------|-------------|
| 1 | 2 | Koppers Brandon(OH) | CAN | 3 | 1 | 8 | 12 | 1.00 |
| 2 | 12 | Alfonso Abrahan (OH) | CUB | 5 | 4 | 29 | 38 | 0.71 |
| 3 | 4 | Iglesias Arturo (S) | PUR | 2 | - | 15 | 17 | 0.67 |
| 4 | 5 | Coleman Lucas (OH) | CAN | 2 | 1 | 8 | 11 | 0.67 |
| 5 | 3 | Rosado Gabriel (S) | PUR | 2 | 1 | 5 | 8 | 0.67 |
| 6 | 7 | Lopez Kevin (OH) | PUR | 2 | 3 | 2 | 7 | 0.67 |
| 7 | 20 | Uriarte Osmany (OH) | CUB | 4 | 7 | 22 | 33 | 0.57 |
| 8 | 2 | Arellano Jose (S) | HON | 2 | - | 18 | 20 | 0.50 |
| 9 | 7 | Platero Manuel (MB) | ESA | 2 | 1 | 12 | 15 | 0.50 |
| 10 | 5 | Dagostino Kyle (OH) | USA | 3 | 2 | 4 | 9 | 0.50 |
| Total Tournament | | | | 59 | 182 | 850 | 1,091 | 2.19 |






P-5 VOLLEYBALL • Players ranking by skills

NORCECA Mens U 21 Continental Championship 2014



Best Diggers

| Rk | No | Name | Team | Digs | Faults | Receptions | Total Attempts | Avg. by set |
|-------------------------|----|------------------------|------|------|--------|------------|----------------|-------------|
| 1 | 5 | Estrella Jaime (L) | MEX | 16 | 12 | 29 | 57 | 2.29 |
| 2 | 12 | Napky Juan (L) | HON | 7 | 15 | 16 | 38 | 1.75 |
| 3 | 15 | Salazar Lionnis (L) | CUB | 8 | 9 | 25 | 42 | 1.14 |
| 4 | 4 | Packer Stephen (L) | BAR | 9 | 14 | 27 | 50 | 1.13 |
| 5 | 12 | Richards Andrew (L) | CAN | 3 | 1 | 9 | 13 | 1.00 |
| 6 | 10 | Ugalde Enrique (OH) | MEX | 6 | 4 | 5 | 15 | 0.86 |
| 7 | 21 | Jimeno Luis (OP) | CUB | 6 | 6 | 7 | 19 | 0.86 |
| 8 | 18 | Santacruz Michael (L) | ESA | 3 | 4 | 12 | 19 | 0.75 |
| 9 | 17 | Goodridge Jabarry (OH) | BAR | 6 | 7 | 17 | 30 | 0.75 |
| 10 | 3 | Reyes Mario (OP) | HON | 3 | 6 | 7 | 16 | 0.75 |
| Total Tournament | | | | 145 | 377 | 602 | 1,124 | 5.37 |



Best Setters

| Rk | No | Name | Team | Running Sets | Faults | Still Sets | Total Attempts | Avg. by set |
|-------------------------|----|----------------------|------|--------------|--------|------------|----------------|-------------|
| 1 | 3 | Calvo Ricardo (S) | CUB | 46 | 4 | 82 | 132 | 6.57 |
| 2 | 6 | Kindem Soren (S) | USA | 23 | 2 | 68 | 93 | 3.83 |
| 3 | 4 | Iglesias Arturo (S) | PUR | 10 | - | 20 | 30 | 3.33 |
| 4 | 2 | Arellano Jose (S) | HON | 12 | 2 | 89 | 103 | 3.00 |
| 5 | 1 | Chancy Gabriel (S) | CAN | 8 | - | 12 | 20 | 2.67 |
| 6 | 15 | Aranda Christian (S) | MEX | 18 | 2 | 93 | 113 | 2.57 |
| 7 | 1 | Sanchez Rodolfo (S) | NCA | 11 | 4 | 104 | 119 | 1.83 |
| 8 | 8 | Vargas Cristian (S) | ESA | 6 | 4 | 77 | 87 | 1.50 |
| 9 | 3 | Blough Christian (S) | USA | 7 | - | 10 | 17 | 1.17 |
| 10 | 9 | Negron Brian (S) | PUR | 3 | - | 15 | 18 | 1.00 |
| Total Tournament | | | | 174 | 43 | 905 | 1,122 | 6.44 |



Best Receivers

Limit: 20.00%


| Rk | No | Name | Team | Excellents | Faults | Serve Receptions | Total Attempts | Eff. % |
|-------------------------|----|------------------------|------|------------|--------|------------------|----------------|--------|
| 1 | 5 | Coleman Lucas (OH) | CAN | 2 | - | 2 | 4 | 50.00 |
| 1 | 12 | Napky Juan (L) | HON | 10 | - | 10 | 20 | 50.00 |
| 1 | 12 | Richards Andrew (L) | CAN | 3 | - | 3 | 6 | 50.00 |
| 4 | 9 | Thompson William (OH) | HON | 9 | - | 12 | 21 | 42.86 |
| 5 | 17 | Goodridge Jabarry (OH) | BAR | 16 | - | 24 | 40 | 40.00 |
| 6 | 20 | Uriarte Osmany (OH) | CUB | 22 | 4 | 20 | 46 | 39.13 |
| 7 | 18 | Santacruz Michael (L) | ESA | 11 | 1 | 14 | 26 | 38.46 |
| 8 | 15 | Salazar Lionnis (L) | CUB | 14 | 2 | 16 | 32 | 37.50 |
| 9 | 7 | Enriques Evan (L) | USA | 15 | 3 | 14 | 32 | 37.50 |
| 10 | 4 | Packer Stephen (L) | BAR | 25 | 3 | 34 | 62 | 35.48 |
| Total Tournament | | | | 316 | 80 | 509 | 905 | 26.08 |





P-5 VOLLEYBALL • Players ranking by skills

NORCECA Mens U 21 Continental Championship 2014



Best Liberos

| Rk | No | Name | Team | Excellents | Faults | In play | Total attempts | Avg. by set |
|----|----|-----------------------|------|------------|--------|---------|----------------|-------------|
| 1 | 5 | Estrella Jaime (L) | MEX | 33 | 17 | 43 | 93 | 4.71 |
| 2 | 4 | Packer Stephen (L) | BAR | 34 | 17 | 61 | 112 | 4.25 |
| 3 | 12 | Napky Juan (L) | HON | 17 | 15 | 26 | 58 | 4.25 |
| 4 | 18 | Santacruz Michael (L) | ESA | 14 | 5 | 26 | 45 | 3.50 |
| 5 | 7 | Enriques Evan (L) | USA | 19 | 13 | 32 | 64 | 3.17 |
| 6 | 15 | Salazar Lionnis (L) | CUB | 22 | 11 | 41 | 74 | 3.14 |
| 7 | 10 | Castillo Miguel (L) | NCA | 17 | 22 | 47 | 86 | 2.83 |
| 8 | 12 | Richards Andrew (L) | CAN | 6 | 1 | 12 | 19 | 2.00 |
| 9 | 2 | Hernandez Luis (L) | PUR | 6 | 6 | 17 | 29 | 2.00 |
| 10 | 1 | Jordan Ashan (L) | BAR | | | | | |





P-6 VOLLEYBALL • Teams ranking by skills

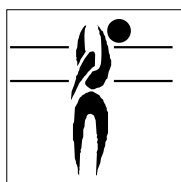
NORCECA Mens U 21 Continental Championship 2014



Best Spikers

Limit: 15.00%

| Rk | Team | Spikes | Faults | Shots | Total Attempts | Succ. % |
|-------------------------|-------------------|--------|--------|-------|----------------|---------|
| 1 | PUR Puerto Rico | 36 | 4 | 21 | 61 | 59.02 |
| 2 | CAN Canada | 21 | 6 | 12 | 39 | 53.85 |
| 3 | CUB Cuba | 92 | 24 | 62 | 178 | 51.69 |
| 4 | USA United States | 59 | 15 | 61 | 135 | 43.70 |
| 5 | BAR Barbados | 89 | 45 | 91 | 225 | 39.56 |
| 6 | MEX Mexico | 69 | 24 | 86 | 179 | 38.55 |
| 7 | HON Honduras | 38 | 30 | 52 | 120 | 31.67 |
| 8 | ESA El Salvador | 32 | 17 | 65 | 114 | 28.07 |
| 9 | NCA Nicaragua | 38 | 30 | 80 | 148 | 25.68 |
| 10 | LCA Saint Lucia | 26 | 48 | 53 | 127 | 20.47 |
| Total Tournament | | 500 | 243 | 583 | 1,326 | 37.71 |



Best Blockers

| Rk | Team | Kill Blocks | Faults | Rebounds | Total Attempts | Avg. by set |
|-------------------------|-------------------|-------------|--------|----------|----------------|-------------|
| 1 | ESA El Salvador | 14 | 11 | 19 | 44 | 3.50 |
| 2 | BAR Barbados | 27 | 34 | 40 | 101 | 3.38 |
| 3 | CUB Cuba | 17 | 15 | 47 | 79 | 2.43 |
| 4 | CAN Canada | 7 | 3 | 5 | 15 | 2.33 |
| 5 | MEX Mexico | 15 | 19 | 35 | 69 | 2.14 |
| 6 | PUR Puerto Rico | 4 | 5 | 6 | 15 | 1.33 |
| 7 | HON Honduras | 5 | 15 | 20 | 40 | 1.25 |
| 8 | USA United States | 6 | 13 | 26 | 45 | 1.00 |
| 9 | NCA Nicaragua | 2 | 16 | 26 | 44 | 0.33 |
| 10 | LCA Saint Lucia | 1 | 13 | 17 | 31 | 0.17 |
| Total Tournament | | 98 | 144 | 241 | 483 | 3.63 |



Best Servers


| Rk | Team | Aces | Faults | Serve Hits | Total Attempts | Avg. by set |
|-------------------------|-------------------|------|--------|------------|----------------|-------------|
| 1 | CAN Canada | 8 | 10 | 55 | 73 | 2.67 |
| 1 | PUR Puerto Rico | 8 | 12 | 53 | 73 | 2.67 |
| 3 | CUB Cuba | 13 | 33 | 124 | 170 | 1.86 |
| 4 | USA United States | 7 | 32 | 83 | 122 | 1.17 |
| 5 | BAR Barbados | 7 | 17 | 160 | 184 | 0.88 |
| 6 | MEX Mexico | 6 | 23 | 116 | 145 | 0.86 |
| 7 | HON Honduras | 3 | 9 | 72 | 84 | 0.75 |
| 8 | NCA Nicaragua | 4 | 21 | 65 | 90 | 0.67 |
| 9 | ESA El Salvador | 2 | 12 | 70 | 84 | 0.50 |
| 10 | LCA Saint Lucia | 1 | 13 | 52 | 66 | 0.17 |
| Total Tournament | | 59 | 182 | 850 | 1,091 | 2.19 |





P-6 VOLLEYBALL • Teams ranking by skills

NORCECA Mens U 21 Continental Championship 2014



Best Diggers

| Rk | Team | Digs | Faults | Receptions | Total Attempts | Avg. by set |
|-------------------------|-------------------|------|--------|------------|----------------|-------------|
| 1 | MEX Mexico | 34 | 48 | 84 | 166 | 4.86 |
| 2 | CUB Cuba | 27 | 32 | 81 | 140 | 3.86 |
| 3 | BAR Barbados | 27 | 48 | 99 | 174 | 3.38 |
| 4 | HON Honduras | 13 | 36 | 44 | 93 | 3.25 |
| 5 | PUR Puerto Rico | 6 | 14 | 33 | 53 | 2.00 |
| 5 | USA United States | 12 | 47 | 50 | 109 | 2.00 |
| 7 | CAN Canada | 5 | 5 | 19 | 29 | 1.67 |
| 8 | ESA El Salvador | 6 | 39 | 75 | 120 | 1.50 |
| 8 | LCA Saint Lucia | 9 | 46 | 38 | 93 | 1.50 |
| 10 | NCA Nicaragua | 6 | 62 | 79 | 147 | 1.00 |
| Total Tournament | | 145 | 377 | 602 | 1,124 | 5.37 |



Best Setters

| Rk | Team | Running Sets | Faults | Still Sets | Total Attempts | Avg. by set |
|-------------------------|-------------------|--------------|--------|------------|----------------|-------------|
| 1 | CUB Cuba | 50 | 4 | 86 | 140 | 7.14 |
| 2 | USA United States | 30 | 2 | 79 | 111 | 5.00 |
| 3 | PUR Puerto Rico | 13 | - | 37 | 50 | 4.33 |
| 4 | MEX Mexico | 26 | 5 | 116 | 147 | 3.71 |
| 5 | CAN Canada | 10 | 1 | 26 | 37 | 3.33 |
| 6 | HON Honduras | 12 | 2 | 92 | 106 | 3.00 |
| 7 | NCA Nicaragua | 11 | 4 | 106 | 121 | 1.83 |
| 8 | BAR Barbados | 13 | 12 | 179 | 204 | 1.63 |
| 9 | ESA El Salvador | 6 | 4 | 81 | 91 | 1.50 |
| 10 | LCA Saint Lucia | 3 | 9 | 103 | 115 | 0.50 |
| Total Tournament | | 174 | 43 | 905 | 1,122 | 6.44 |



Best Receivers

Limit: 20.00%

| Rk | Team | Excellents | Faults | Serve Receptions | Total Attempts | Eff. % |
|-------------------------|-------------------|------------|--------|------------------|----------------|--------|
| 1 | CAN Canada | 8 | - | 11 | 19 | 42.11 |
| 2 | HON Honduras | 36 | 4 | 46 | 86 | 37.21 |
| 3 | CUB Cuba | 42 | 7 | 47 | 96 | 36.46 |
| 4 | BAR Barbados | 54 | 7 | 86 | 147 | 31.97 |
| 5 | PUR Puerto Rico | 11 | 1 | 22 | 34 | 29.41 |
| 6 | USA United States | 34 | 10 | 49 | 93 | 25.81 |
| 7 | ESA El Salvador | 25 | 5 | 51 | 81 | 24.69 |
| 8 | NCA Nicaragua | 37 | 13 | 65 | 115 | 20.87 |
| 9 | MEX Mexico | 37 | 14 | 60 | 111 | 20.72 |
| 10 | LCA Saint Lucia | 32 | 19 | 72 | 123 | 10.57 |
| Total Tournament | | 316 | 80 | 509 | 905 | 26.08 |



México logra primer triunfo ante Nicaragua



SAN SALVADOR, El Salvador, 29 de julio del 2014 – México venció 3-1 a Nicaragua (25-11, 25-19, 25-11) consiguiendo su primera victoria del grupo C del Campeonato Continental NORCECA Sub 21 de varones, en el segundo día de competencia en el Palacio de los Deportes.

Ivan Molano fue el mejor anotador de México con 11 puntos, el capitán Alan

Martínez con nueve igual que Francisco Olvera. Kevin Duarte con cinco destacó por Nicaragua. México lideró el ataque 43-19, el bloqueo 11-1 y estuvieron iguales en servicio 3-3. México regaló 18 puntos vía errores, mismos que Nicaragua.

México (1-1) enfrentará el jueves a Estados Unidos a las 6:00 p.m. y Nicaragua jugará ante Cuba a las 2:00 p.m.

REACCIONES

Bryan Orozco, capitán de Nicaragua: “Las ganas de querer ganar, no somos estables con el ánimo. Debemos mejorar, pero todos tenemos que poner de nuestra parte. No es tan fácil tratar con todos los compañeros, hace falta mucho para jugar como equipo”.

Osman Hernández, entrenador de Nicaragua: “fue falta de coraje en los momentos duros. El saque de ellos es fuerte, pero no nos hizo daño, el recibo estuvo bien. Los atacadores botaron muchos ataques. El juego de mañana es duro y esperamos jugar un poco mejor”.

Alan Martínez, capitán de México: “El partido estuvo bien, nos sirvió para agarrar ritmo, hoy dimos un gran paso para tomar confianza en nosotros mismos. Veníamos preparados para el juego, nos sirvió haberlos repasado y veníamos a ganar”.

Víctor Porrás, entrenador de México: “Los analizamos, vimos los defectos que tenía y nos fuimos por ahí, además nos enfocamos en algunos detalles que teníamos que mejorar. Los muchachos están conscientes que podemos mejorar más. Tenemos un cuadro base la idea principal es darle un poco de ritmo a los demás jugadores. Nos jugamos la clasificación a la siguiente ronda”.

Mexico got first win over Nicaragua



SAN SALVADOR, El Salvador, July 30, 2014 – México won 3-0 Nicaragua (25-11, 25-19, 25-11) for his first victory in the Pool C NORCECA U21 Men's Continental Championship during the second day of competition at "Palacio de los Deportes".

Ivan Molado led all scorers with 18 points for Mexico and Mexico's captain Alan Martínez and Francisco Olvera made nine points, while Kevin Duarte, from Nicaragua, scored five points. Mexico led in attacks 43-19, blocks 11-1 and they were three aces each one. Both teams gave away 18 points via unforced errors.

Mexico will face the United States on Thursday at 6:00 pm and Nicaragua will play Cuba at 2:00 pm.

Quotes

Bryan Orozco, Nicaragua's captain: "We lacked desire to want to win, we are not stable in the spirit. We must improve, but we must all do our part. It is difficult to deal with all partners, takes a lot to play as a team".

Osman Hernández, Nicaragua's Head Coach: "We needed courage in tough times. The server them is strong, but not hurt us, ours receive was fine. The attackers threw many points. The game against Cuba will be hard tomorrow and we will hope to play a little better".

Alan Martinez, Mexico's Captain: "The game was good, helped us catch rate, today we took a big step to gain confidence in ourselves. We came ready to play, was good checked Nicaragua's game before, we came to win and we did it. "

Victor Porras, Mexico Head Coach: "we analyzed them, saw the mistakes that they had and we went out there, we also focused on some details that we had to improve. The boys are aware that we can improve more. The main idea is to give some pace to the other players. We played the qualification for the next round tomorrow against United State".

Canadá inicia con triunfo sobre Santa Lucía



SAN SALVADOR, El Salvador, 30 de Julio del 2014 – Canadá venció 3-0 a Santa Lucía (25-10, 25-7, 25-8) para lograr su primera victoria en el Grupo B del Campeonato Continental NORECA U21 de varones, durante el segundo día de competencias en el Palacios de los Deportes.

El rematador de esquina Brandon Koppers lideró los anotadores de Canadá con 10 puntos, mientras Tevin St Jean y Augustin Faulkner con tres puntos fueron los mejores por Santa Lucía. Canada lideró en ataques 21-8, bloqueos 7-1 and servicio 8-0. Canada consiguió 39 puntos por errors de Santa Lucía, mientras cometía 16.

Canadá (1-0) enfrentará a Puerto Rico (1-0) el jueves a las 4:00 p.m. mientras Santa Lucía (2-0) finalizó la etapa de grupos y deberá esperar para conocer su rival en los cuartos de final el viernes.

REACCIONES

Kevin Norville, Capitán de Santa Lucía: “Fue un juego duro, pusimos mucho trabajo de nuestra parte y el juego sirve de experiencia. La recepción fue buena pero nos faltó concentración en el ataque, pensamos jugar mejor en el siguiente partido”.

Rudy Avril, Entrenador de Santa Lucia: Sabíamos que sería un juego difícil, pero estuvimos muy bien con la recepción. La recepción mejoró y eso ayudó a armar el ataque. Nos faltó experiencia en el ataque, todos quedaban en el bloqueo, esta es una nueva experiencia para nosotros y necesitamos mejorar”.

Ryan Nickifor: capitán de Canadá: “Esperábamos un equipo bien defensivo, y aunque tienen un nivel más bajo, por algo están acá. Ellos (Saint Lucia) hicieron un buen juego, esperamos prepararnos mejor para el siguiente partido”.

John Barrett: “La actitud fue muy importante para nuestro equipo hoy. Necesitamos esa misma actitud cada día no importa el rival. Hice muchos cambios y eso fue importante para que todos sintieran lo que es jugar en este estadio. Afortunadamente pude usar muchos jugadores en este partido. Creo que la comunicación entre todos fue lo mejor, ellos hablaron mucho y fuerte”.

Canada opens with win over St. Lucia



SAN SALVADOR, El Salvador, July 30, 2014 – Canadá defeat 3-0 Saint Lucia (25-10, 25-7, 25-8) for his first victory in the Pool B NORCECA U21 Men's Continental Championship during the second day of competition at "Palacio de los Deportes".

Outsider Hitters Brandon Koppers led all scorers with 10 points for Canada while Tevin St Jean and Augustin Faulkner with three points were the best for Saint Lucia. Canada led in attacks 21-8, blocks 7-1 and aces 8-0. Canada scored 39 points on Saint Lucia errors while committing 16.

Canada (1-0) will face the Puerto Rico (1-0) on Thursday at 4:00 pm and Saint Lucia (0-2) finished stage group and they must wait for play in the quarterfinals on Friday.

Quotes

Kevin Norville, Saint Lucia's Captain: "It was a tough game, we put a lot of work on our part and this experience will be useful to us. The reception was good but lacked concentration in the attack, we are thinking play better in the next game".

Rudy Avril, Saint Lucia Head Coach: "We knew it would be a difficult game, but we were fine with reception. We improved reception and that helped arm the attack. We need more experience for attack, because all attack was in the block, this is a new experience for us and we need improve".

Ryan Nickifor: "We expected a good defensive team, although they have a lower level, something they are here. They (Saint Lucia) made a good play, we hope to better prepare for the next game".

John Barrett, Canada's Head Coach: "The attitude was very important for our team today. We need the same attitude every day no matters who we play. So many changes It is important for as gives everybody feels who is play is this stadium. Unfortunable i can used many players today in this match. I think i have comunicate together it was very good. They talk a lot and strong".

Barbados líder del grupo A



SAN SALVADOR, El Salvador, 30 de julio 2014 - Barbados derrotó 3-1 Honduras (22-25, 25-18, 25-22, 25-19) para lograr su segundo triunfo y el liderazgo del Grupo C en el Campeonato Continental NORCECA Sub-21 de varones, en el segundo día de competencia en el "Palacio de los Deportes".

Barbados tiene dos victorias y tendrá que esperar a mañana para conocer a su oponente ya sea en semifinales o cuartos de final.

Ammuniki Wood, capitán de Barbados lideró a su equipo con 18 puntos, 11 de ataque y seis de bloqueo, mientras Jabarry Goodridge consiguió 17 puntos, 15 de ellos en ataque. Por Honduras, William Thompson fue el mejor con 17 puntos, todos en ataque.

Barbados fue mayor en ataque 44-38, bloqueo 15-5 y ambos equipos lograron tres aces. Barbados anotó 35 puntos por errores de El Salvador, pero cometieron 38.

Honduras jugará contra El Salvador a las 8:00 p.m. de este jueves para definir el segundo lugar en el Grupo A.

REACCIONES

José Arellano, capitán de Honduras: "Podemos ver nuestros errores, no dejar que el otro equipo tome ventaja, eso nos afecta, darles mucha ventaja. La actitud debemos mejorar porque la parte técnica la tenemos.

Rony Martínez, entrenador de Honduras: "Hoy se combinó la mala recepción con que nuestro acomodador no estuvo a nivel, es su primer NORCECA y cometió muchos errores. El acomodador insistió mucho con un solo jugador, no combinó con otros jugadores".

Ammuniki Wood, Capitán de Barbados: "Tuvimos un buen juego, Honduras fue un equipo fuerte, nosotros empezamos a pelear más y fue importante que reaccionáramos para ganar. El entrenador nos alentaba mucho, pero yo los apoya a cada uno para lograr mejores resultados".

John Stuart, Entrenador de Barbados: "Estoy feliz, pero creo que podemos hacer más. El equipo peleó todo el tiempo, en el Segundo set les dije que tenían que pelear, ellos necesitaban reaccionar y lo hicieron. Ahora para nosotros es importante jugar mejor y pelear".

Barbados is leader in Pool A



SAN SALVADOR, El Salvador, July 30, 2014 – Barbados defeated 3-1 Honduras (22-25, 25-18, 25-22, 25-19) for his seconds victory and the leadership for Pool C in NORCECA U21 Men’s Continental Championship during the second day of competition at “Palacio de los Deportes”.

Barbados has two wins and will have to wait tomorrow to find out who will be his opponent for semifinals or quarterfinals.

Ammuniki Wood, captain of Barbados led his team with 18 point, 11 for spike and six block, while Jabarry Goodridge got 17 point, 15 for attack. For Honduras, William Thompson was the better with 17 points, all for attack.

Barbados led in attacks 44-38, blocks 15-5 and they were three aces each one. Barbados scored 35 points on El Salvador errors while committing 38.

Honduras will play El Salvador at 8:00 pm this Thursday to define the second place on Pool A.

Quotes

José Arellano, Honduras’s captain: “We can see our mistakes and not let the other team take advantage, this affects us, give them much advantage. We must improve the attitude because we have the technical part”.

Rony Martínez, Honduras Head Coach: “Today it combined the wrong reception with our setter, because he was not level, is his first NORCECA and made some mistakes. The setter insisted lot with a single player, hi did not combined with other players”.

Ammuniki Wood, Barbados’s Captain: “We had a good game, Honduras was a strong team, we started fighting more and it was important to us to react to win. The coach encouraged us a lot, but I support everyone to achieve better results”.

John Stuart, Barbados’s Head Coach: “ I am happy but I think that we can do more. The team fought all time, in the second set I told them that have to fight, they needed react and did it. Now for us is important to play better and fight”.

Cuba blanquea a Estados Unidos



San Salvador, El Salvador, 30 de julio del 2014. Cuba mostró todo su poderío y blanqueó 3-0 a Estados Unidos (25-13, 25-16, 25-18) siendo su segunda victoria sin derrotas en el Campeonato Continental NORCECA Sub 21 de varones que se realiza en el Palacios de los Deportes.

Estados Unidos tiene registro 1-1 y se medirá a México este jueves a las 6:00 p.m, mientras Cuba tratará de asegurar el primer lugar del

grupo C ante Nicaragua (0-2) a las 2:00 p.m.

Osmany Uriarte y Abrahan Alfonso fueron los mejores anotadores de Cuba con 17 puntos, y Brenden Sander anotó 7 por Estados Unidos. El fuerte servicio ayudó mucho a los cubanos que lideraron 5-2 en este elemento, en bloqueo 9-1 y en ataque 39-21. Cuba cometió 22 errores, por 23 de Estados Unidos.

Soren Kindem, capitán de Estados Unidos: “Ellos son muy fuertes, jugamos bien, pero nos hizo falta mucho, vamos a aprender de esto. Siempre ayuda cada partido a mejorar para los siguientes”.

Daniel Friend, entrenador de Estados Unidos: “Tienen mucho talento y condiciones físicas. Tuvimos problemas con la recepción, intentamos pero el servicio de Cuba es muy fuerte. Sabemos que podemos jugar mejor, jugamos bien hasta los 15 puntos, pero debemos jugar bien hasta el final”.

Ricardo Calvo, capitán de Cuba: “Sabíamos que hoy íbamos a salir distinto al primer juego. Salimos a darlo todo. Mañana ante Nicaragua no puede haber confianza, haremos el mismo juego”.

Pavel Pimienta, entrenador de Cuba: “Ese es nuestro nivel, en el primer juego salieron presionados, pero hoy jugaron al máximo. Ellos (los jugadores) salieron como yo esperaba, porque vienen de menos a más.”

Cuba blanked USA



SAN SALVADOR, El Salvador, July 30, 2014 – Cuba showed its power and blanked 3-0 United States (25-13, 25-16, 25-18) being his second victory without defeat at NORCECA Continental Championship Under-21 boy's at the Palacios de los Deportes.

Osmany Uriarte and Abrahan Alfonso led all scorers with 17 points for Cuba and Brenden Sander scored seven points for United State. The serve was the better for the cubans leading 5-2, and were strong in the block with 9-1 and attack 39-21. Cuba scored 22 points on United State errors while committing 23.

United State has record 1-1 and will face Mexico on Thursday at 6:00 p.m., while Cuba will try to secure first place in Pool C against Nicaragua (0-2) at 2:00 p.m.

Quotes

Soren Kindem, United State's Captain: ""They are very strong, we played well, but we did a lot, let's learn from this. It always helps to improve every game for the next match".

Daniel Friend, United State's Coach: "They have a lot talent and physical conditions. We had problems with the receptions, we tried but Cuba's serve was very strong. We know that we can play better, we play fine until 15 points, we must play good until the end".

Ricardo Calvo, Cuba's Captain: "We knew we were going out today other than the first game. We went out to give everything. Tomorrow will play to Nicaragua can not be trusted, will do the same game. "

Pavel Pimienta, Cuba's Coach: "That's our level, in the first game came out under pressure, but today they played to the fullest. They (the players) came out as I expected, because they come from less to more. "