

Match: 13 **Date:** 09/10/2014 **Spectators:** 100
City: La Habana, Cuba
Hall: Palacio de los Deportes
Match duration: Start: 15:00 End: 16:18 Total: 1:18

Teams	Sets	1	2	3	4	5	Total
ESA	0	23	23	18			64
TRI	3	25	25	25			75
Set duration		0:26	0:25	0:21			1:12



ESA • El Salvador

Spike

Succ. %
Limit: 15.00%

Rk	No	Name	Spikes	Faults	Shots	Total Attempts	Note
1	4	Rivas Mauricio (OP)	8	2	16	26	30.77
2	2	Guatemala Armando (OH)	5	7	10	22	22.73
3	13	Rodriguez Carlos (OP)	2	3	8	13	15.38
-	6	Sandoval Rodrigo (OH)	3	1	7	11	
-	5	Menjivar Erick (MB)	-	1	3	4	
-	16	Aleman Andres (MB)	1	1	1	3	
-	12	Henriquez Miguel (S)	-	-	1	1	
-	18	Hernandez Samuel (L)	-	-	1	1	
-	8	Vargas Cristian (S)	-	-	-	-	
-	9	Carranza Luis (L)	-	-	-	-	
-	10	Recinos Tony (MB)	-	-	-	-	
-	20	Guatemala Carlos (OH)	-	-	-	-	
Others			-	-	-	-	
Total Team			19	15	47	81	23.46

Block

Avg. by set

Rk	No	Name	Kill Blocks	Faults	Rebounds	Total Attempts	Note
1	13	Rodriguez Carlos (OP)	2	1	3	6	0.67
2	6	Sandoval Rodrigo (OH)	1	-	2	3	0.33
-	8	Vargas Cristian (S)	-	-	-	-	
-	9	Carranza Luis (L)	-	-	-	-	
-	12	Henriquez Miguel (S)	-	-	-	-	
-	18	Hernandez Samuel (L)	-	-	-	-	
-	20	Guatemala Carlos (OH)	-	-	-	-	
-	5	Menjivar Erick (MB)	-	5	6	11	
-	16	Aleman Andres (MB)	-	4	4	8	
-	4	Rivas Mauricio (OP)	-	5	4	9	
-	10	Recinos Tony (MB)	-	3	2	5	
-	2	Guatemala Armando (OH)	-	6	2	8	
Others			-	-	-	-	
Total Team			3	24	23	50	1.00


Match: 13 **Date:** 09/10/2014 **Spectators:** 100
City: La Habana, Cuba
Hall: Palacio de los Deportes
Match duration: Start: 15:00 End: 16:18 Total: 1:18

Teams	Sets	1	2	3	4	5	Total
ESA	0	23	23	18			64
TRI	3	25	25	25			75
Set duration		0:26	0:25	0:21			1:12



ESA • El Salvador

Rk	No	Name	Aces	Faults	Serve Hits	Total Attempts	Note
1	10	Recinos Tony (MB)	1	-	3	4	0.33
1	4	Rivas Mauricio (OP)	1	1	9	11	0.33
-	6	Sandoval Rodrigo (OH)	-	-	7	7	
-	9	Carranza Luis (L)	-	-	-	-	
-	12	Henriquez Miguel (S)	-	-	4	4	
-	18	Hernandez Samuel (L)	-	-	-	-	
-	20	Guatemala Carlos (OH)	-	-	-	-	
-	2	Guatemala Armando (OH)	-	1	11	12	
-	5	Menjivar Erick (MB)	-	1	5	6	
-	8	Vargas Cristian (S)	-	1	5	6	
-	16	Aleman Andres (MB)	-	1	4	5	
-	13	Rodriguez Carlos (OP)	-	4	7	11	
Others			-	-	-	-	
Total Team			2	9	55	66	0.67




Serve

Avg. by set

Team	Opponent errors & Team faults	Aces	Faults	Serve Hits	Total Attempts	Note
	Opponent errors & Team faults	40	-		40	

Rk	No	Name	Digs	Faults	Receptions	Total Attempts	Note
1	9	Carranza Luis (L)	3	-	2	5	1.00
2	4	Rivas Mauricio (OP)	2	-	1	3	0.67
2	2	Guatemala Armando (OH)	2	7	6	15	0.67
4	16	Aleman Andres (MB)	1	-	-	1	0.33
4	6	Sandoval Rodrigo (OH)	1	2	2	5	0.33
4	18	Hernandez Samuel (L)	1	3	1	5	0.33
-	8	Vargas Cristian (S)	-	-	1	1	
-	12	Henriquez Miguel (S)	-	-	1	1	
-	20	Guatemala Carlos (OH)	-	-	1	1	
-	5	Menjivar Erick (MB)	-	1	1	2	
-	10	Recinos Tony (MB)	-	1	1	2	
-	13	Rodriguez Carlos (OP)	-	3	3	6	
Others			-	-	-	-	
Total Team			10	17	20	47	3.33



Dig

Avg. by set

Match: 13 **Date:** 09/10/2014 **Spectators:** 100
City: La Habana, Cuba
Hall: Palacio de los Deportes
Match duration: Start: 15:00 End: 16:18 Total: 1:18

Teams	Sets	1	2	3	4	5	Total
ESA	0	23	23	18			64
TRI	3	25	25	25			75
Set duration		0:26	0:25	0:21			1:12



ESA • El Salvador

Set

Avg. by set

Rk	No	Name	Running Sets	Faults	Still Sets	Total Attempts	Note
1	13	Rodriguez Carlos (OP)	2	4	43	49	0.67
-	2	Guatemala Armando (OH)	-	-	1	1	
-	4	Rivas Mauricio (OP)	-	-	1	1	
-	5	Menjivar Erick (MB)	-	-	2	2	
-	6	Sandoval Rodrigo (OH)	-	-	3	3	
-	9	Carranza Luis (L)	-	-	-	-	
-	10	Recinos Tony (MB)	-	-	-	-	
-	12	Henriquez Miguel (S)	-	-	-	-	
-	16	Aleman Andres (MB)	-	-	-	-	
-	20	Guatemala Carlos (OH)	-	-	-	-	
-	8	Vargas Cristian (S)	-	1	24	25	
-	18	Hernandez Samuel (L)	-	1	4	5	
Others			-	-	-	-	
Total Team			2	6	78	86	0.67

Reception

Eff. %
Limit: 20.00%

Rk	No	Name	Excellents	Faults	Serve Receptions	Total Attempts	Note
1	2	Guatemala Armando (OH)	7	-	13	20	35.00
2	6	Sandoval Rodrigo (OH)	1	-	16	17	5.88
-	10	Recinos Tony (MB)	-	-	1	1	
-	13	Rodriguez Carlos (OP)	-	-	1	1	
-	20	Guatemala Carlos (OH)	-	-	1	1	
-	5	Menjivar Erick (MB)	-	-	-	-	
-	8	Vargas Cristian (S)	-	-	-	-	
-	9	Carranza Luis (L)	-	-	-	-	
-	12	Henriquez Miguel (S)	-	-	-	-	
-	16	Aleman Andres (MB)	-	-	-	-	
-	18	Hernandez Samuel (L)	1	2	11	14	
-	4	Rivas Mauricio (OP)	1	2	5	8	
Others			-	-	-	-	
Total Team			10	4	48	62	9.68

Match: 13 **Date:** 09/10/2014 **Spectators:** 100
City: La Habana, Cuba
Hall: Palacio de los Deportes
Match duration: Start: 15:00 End: 16:18 Total: 1:18

Teams	Sets	1	2	3	4	5	Total
ESA	0	23	23	18			64
TRI	3	25	25	25			75
Set duration		0:26	0:25	0:21			1:12



TRI • Trinidad & Tobago

Spike

Succ. %
Limit: 15.00%

Rk	No	Name	Spikes	Faults	Shots	Total Attempts	Note
1	18	Legall Brandon (OH)	18	10	11	39	46.15
2	13	Prescott Nicholas (OP)	8	3	8	19	42.11
3	11	Phillip Marlon (OH)	7	4	14	25	28.00
-	14	Theodore Joel (MB)	2	-	2	4	
-	5	Edwards Tyrell (MB)	3	1	-	4	
-	8	Basdeo Varendra (S)	-	-	2	2	
-	10	Gloud Stephen (MB)	1	-	1	2	
-	3	Williams Clinton (L)	-	-	-	-	
-	4	Grant Newton (OH)	-	-	-	-	
-	6	Besson Mickel (L)	-	-	-	-	
-	9	Deonath Tarandath (S)	-	-	-	-	
-	15	Hudson Steffon (OP)	-	-	-	-	
Others			-	-	-	-	
Total Team			39	18	38	95	41.05

Block

Avg. by set

Rk	No	Name	Kill Blocks	Faults	Rebounds	Total Attempts	Note
1	14	Theodore Joel (MB)	4	6	5	15	1.33
2	18	Legall Brandon (OH)	2	4	2	8	0.67
3	5	Edwards Tyrell (MB)	1	1	3	5	0.33
3	11	Phillip Marlon (OH)	1	7	2	10	0.33
-	3	Williams Clinton (L)	-	-	-	-	
-	4	Grant Newton (OH)	-	-	-	-	
-	6	Besson Mickel (L)	-	-	-	-	
-	8	Basdeo Varendra (S)	-	-	2	2	
-	9	Deonath Tarandath (S)	-	-	-	-	
-	10	Gloud Stephen (MB)	-	-	-	-	
-	15	Hudson Steffon (OP)	-	-	-	-	
-	13	Prescott Nicholas (OP)	-	4	2	6	
Others			-	-	-	-	
Total Team			8	22	16	46	2.67


Match: 13 **Date:** 09/10/2014 **Spectators:** 100
City: La Habana, Cuba
Hall: Palacio de los Deportes
Match duration: Start: 15:00 End: 16:18 Total: 1:18

Teams	Sets	1	2	3	4	5	Total
ESA	0	23	23	18			64
TRI	3	25	25	25			75
Set duration		0:26	0:25	0:21			1:12



TRI • Trinidad & Tobago

Rk	No	Name	Aces	Faults	Serve Hits	Total Attempts	Note
1	15	Hudson Steffon (OP)	1	-	3	4	0.33
1	18	Legall Brandon (OH)	1	-	15	16	0.33
1	14	Theodore Joel (MB)	1	2	7	10	0.33
1	11	Phillip Marlon (OH)	1	3	6	10	0.33
-	3	Williams Clinton (L)	-	-	-	-	
-	6	Besson Mickel (L)	-	-	-	-	
-	9	Deonath Tarandath (S)	-	-	2	2	
-	10	Gloud Stephen (MB)	-	-	-	-	
-	8	Basdeo Varendra (S)	-	1	15	16	
-	5	Edwards Tyrell (MB)	-	1	5	6	
-	4	Grant Newton (OH)	-	1	3	4	
-	13	Prescott Nicholas (OP)	-	3	2	5	
Others			-	-	-	-	
Total Team			4	11	58	73	1.33




Serve

Avg. by set

Team	Opponent errors & Team faults	Aces	Faults	Serve Hits	Total Attempts	Note
	Opponent errors & Team faults	24	-		24	

Rk	No	Name	Digs	Faults	Receptions	Total Attempts	Note
1	11	Phillip Marlon (OH)	5	2	5	12	1.67
1	18	Legall Brandon (OH)	5	3	2	10	1.67
3	3	Williams Clinton (L)	4	-	5	9	1.33
4	13	Prescott Nicholas (OP)	3	1	4	8	1.00
5	6	Besson Mickel (L)	2	-	1	3	0.67
6	4	Grant Newton (OH)	1	-	-	1	0.33
6	9	Deonath Tarandath (S)	1	-	3	4	0.33
-	5	Edwards Tyrell (MB)	-	-	1	1	
-	8	Basdeo Varendra (S)	-	-	4	4	
-	10	Gloud Stephen (MB)	-	-	-	-	
-	14	Theodore Joel (MB)	-	-	1	1	
-	15	Hudson Steffon (OP)	-	-	-	-	
Others			-	-	-	-	
Total Team			21	6	26	53	7.00



Dig


Avg. by set

Match: 13 **Date:** 09/10/2014 **Spectators:** 100
City: La Habana, Cuba
Hall: Palacio de los Deportes
Match duration: Start: 15:00 End: 16:18 Total: 1:18

Teams	Sets	1	2	3	4	5	Total
ESA	0	23	23	18			64
TRI	3	25	25	25			75
Set duration		0:26	0:25	0:21			1:12




TRI • Trinidad & Tobago



Set

Avg. by set

Rk	No	Name	Running Sets	Faults	Still Sets	Total Attempts	Note
1	8	Basdeo Varendra (S)	16	2	45	63	5.33
2	9	Deonath Tarandath (S)	3	1	13	17	1.00
-	4	Grant Newton (OH)	-	-	-	-	
-	5	Edwards Tyrell (MB)	-	-	-	-	
-	6	Besson Mickel (L)	-	-	-	-	
-	10	Gloud Stephen (MB)	-	-	-	-	
-	11	Phillip Marlon (OH)	-	-	4	4	
-	14	Theodore Joel (MB)	-	-	1	1	
-	15	Hudson Steffon (OP)	-	-	-	-	
-	18	Legall Brandon (OH)	-	-	5	5	
-	13	Prescott Nicholas (OP)	-	1	3	4	
-	3	Williams Clinton (L)	-	1	2	3	
Others			-	-	-	-	
Total Team			19	5	73	97	6.33



Reception

Eff. %
Limit: 20.00%

Rk	No	Name	Excellents	Faults	Serve Receptions	Total Attempts	Note
1	11	Phillip Marlon (OH)	13	-	11	24	54.17
2	18	Legall Brandon (OH)	11	1	11	23	43.48
-	3	Williams Clinton (L)	5	1	2	8	
-	6	Besson Mickel (L)	1	-	1	2	
-	4	Grant Newton (OH)	-	-	-	-	
-	5	Edwards Tyrell (MB)	-	-	-	-	
-	8	Basdeo Varendra (S)	-	-	-	-	
-	9	Deonath Tarandath (S)	-	-	-	-	
-	10	Gloud Stephen (MB)	-	-	-	-	
-	13	Prescott Nicholas (OP)	-	-	-	-	
-	14	Theodore Joel (MB)	-	-	-	-	
-	15	Hudson Steffon (OP)	-	-	-	-	
Others			-	-	-	-	
Total Team			30	2	25	57	49.12