




P-3 VOLLEYBALL • Match players ranking



Men`s Continental Championship 2015 Olympic Qualif
POOL B

Match: 3 **Date:** 10/5/15 **Spectators:** 1,000
City: CORDOBA
Hall: ARENA CORDOBA
Match duration: **Start:** 20:00 **End:** 20:52 **Total:** 0:52


Teams	Sets	1	2	3	4	5	Total
MEX	3	25	25	25			75
TRI	0	22	16	22			60
Set duration		0:23	0:23	0:32			1:18

Spike

Succ. %
Limit: 15.00%

Rk	No	Name	Spikes	Faults	Shots	Total Attempts	Note
1	22	Orellana Nestor	12	-	4	16	75.00
2	11	Barajas Jorge	5	3	5	13	38.46
-	7	Marquez Ivan	2	1	6	9	
-	1	Ceballos Humberto	3	2	3	8	
-	17	Moreno Alejandro	3	1	3	7	
-	18	Raya Dorian	3	2	2	7	
-	8	Acosta Guerson	4	-	1	5	
-	25	Ruiz De La Cruz Gonzalo	2	-	3	5	
-	10	Rangel Pedro	3	-	1	4	
-	5	Rangel Jesus	-	-	-	-	
-	12	Aguirre Oscar	-	-	-	-	
Others			-	-	-	-	
Total Team			37	9	28	74	50.00



Block

Avg. by set

Rk	No	Name	Kill Blocks	Faults	Rebounds	Total Attempts	Note
1	17	Moreno Alejandro	2	-	1	3	0.67
2	7	Marquez Ivan	1	-	2	3	0.33
2	1	Ceballos Humberto	1	1	4	6	0.33
2	10	Rangel Pedro	1	1	2	4	0.33
-	5	Rangel Jesus	-	-	-	-	
-	8	Acosta Guerson	-	-	-	-	
-	12	Aguirre Oscar	-	-	-	-	
-	22	Orellana Nestor	-	-	3	3	
-	25	Ruiz De La Cruz Gonzalo	-	-	-	-	
-	18	Raya Dorian	-	2	5	7	
-	11	Barajas Jorge	-	2	1	3	
Others			-	-	-	-	
Total Team			5	6	18	29	1.67





P-3 VOLLEYBALL • Match players ranking



Men's Continental Championship 2015 Olympic Qualif
POOL B

Match: 3 **Date:** 10/5/15 **Spectators:** 1,000
City: CORDOBA
Hall: ARENA CORDOBA
Match duration: Start: 20:00 End: 20:52 Total: 0:52

Teams	Sets	1	2	3	4	5	Total
MEX	3	25	25	25			75
TRI	0	22	16	22			60
Set duration		0:23	0:23	0:32			1:18



MEX • MEXICO

Rk	No	Name	Aces	Faults	Serve Hits	Total Attempts	Note
1	7	Marquez Ivan	1	1	5	7	0.33
1	25	Ruiz De La Cruz Gonzalo	1	1	5	7	0.33
1	10	Rangel Pedro	1	3	12	16	0.33
1	11	Barajas Jorge	1	5	7	13	0.33
-	5	Rangel Jesus	-	-	-	-	
-	8	Acosta Guerson	-	-	2	2	
-	17	Moreno Alejandro	-	-	1	1	
-	1	Ceballos Humberto	-	1	9	10	
-	18	Raya Dorian	-	1	7	8	
-	22	Orellana Nestor	-	1	4	5	
-	12	Aguirre Oscar	-	1	3	4	
Others			-	-	-	-	
Total Team			4	14	55	73	1.33

Serve

Avg. by set

Team	Opponent errors & Team faults	Aces	Faults	Serve Hits	Total Attempts	Note
	Opponent errors & Team faults	29	1		30	

Rk	No	Name	Digs	Faults	Receptions	Total Attempts	Note
1	5	Rangel Jesus	10	8	-	18	3.33
2	7	Marquez Ivan	5	5	1	11	1.67
3	11	Barajas Jorge	4	1	-	5	1.33
3	10	Rangel Pedro	4	4	2	10	1.33
5	12	Aguirre Oscar	2	1	-	3	0.67
5	25	Ruiz De La Cruz Gonzalo	2	2	-	4	0.67
7	1	Ceballos Humberto	1	-	-	1	0.33
7	17	Moreno Alejandro	1	2	-	3	0.33
-	18	Raya Dorian	-	-	-	-	
-	22	Orellana Nestor	-	3	1	4	
-	8	Acosta Guerson	-	2	-	2	
Others			-	-	-	-	
Total Team			29	28	4	61	9.67

Dig

Avg. by set





P-3 VOLLEYBALL • Match players ranking




Men`s Continental Championship 2015 Olympic Qualif
POOL B

Match: 3 **Date:** 10/5/15 **Spectators:** 1,000
City: CORDOBA
Hall: ARENA CORDOBA
Match duration: Start: 20:00 End: 20:52 Total: 0:52

Teams	Sets	1	2	3	4	5	Total
MEX	3	25	25	25			75
TRI	0	22	16	22			60
Set duration		0:23	0:23	0:32			1:18




MEX • MEXICO



Set

Avg. by set

Rk	No	Name	Running Sets	Faults	Still Sets	Total Attempts	Note
1	10	Rangel Pedro	17	1	31	49	5.67
2	12	Aguirre Oscar	3	1	10	14	1.00
-	1	Ceballos Humberto	-	-	1	1	
-	5	Rangel Jesus	-	-	5	5	
-	7	Marquez Ivan	-	-	-	-	
-	8	Acosta Guerson	-	-	-	-	
-	11	Barajas Jorge	-	-	-	-	
-	17	Moreno Alejandro	-	-	-	-	
-	18	Raya Dorian	-	-	-	-	
-	22	Orellana Nestor	-	-	-	-	
-	25	Ruiz De La Cruz Gonzalo	-	-	-	-	
Others			-	-	-	-	
Total Team			20	2	47	69	6.67



Reception

Eff. %
Limit: 20.00%

Rk	No	Name	Excellents	Faults	Serve Receptions	Total Attempts	Note
1	5	Rangel Jesus	15	1	1	17	82.35
2	11	Barajas Jorge	18	2	3	23	69.57
-	7	Marquez Ivan	7	-	-	7	
-	25	Ruiz De La Cruz Gonzalo	3	-	2	5	
-	8	Acosta Guerson	1	-	-	1	
-	1	Ceballos Humberto	-	-	-	-	
-	10	Rangel Pedro	-	-	-	-	
-	12	Aguirre Oscar	-	-	-	-	
-	17	Moreno Alejandro	-	-	-	-	
-	18	Raya Dorian	-	-	-	-	
-	22	Orellana Nestor	-	-	-	-	
Others			-	-	-	-	
Total Team			44	3	6	53	77.36





P-3 VOLLEYBALL • Match players ranking




Men`s Continental Championship 2015 Olympic Qualif
POOL B

Match: 3 **Date:** 10/5/15 **Spectators:** 1,000
City: CORDOBA
Hall: ARENA CORDOBA
Match duration: Start: 20:00 End: 20:52 Total: 0:52

Teams	Sets	1	2	3	4	5	Total
MEX	3	25	25	25			75
TRI	0	22	16	22			60
Set duration		0:23	0:23	0:32			1:18




TRI • TRINIDAD AND TOBAGO



Spike

Succ. %
Limit: 15.00%

Rk	No	Name	Spikes	Faults	Shots	Total Attempts	Note
1	12	BLAKE Simon	10	4	9	23	43.48
2	11	STEWART Ryan	8	5	8	21	38.10
3	18	LEGALL Brandon	6	1	10	17	35.29
-	14	HONORE Marc	2	-	4	6	
-	5	BUSHE AKIM	3	-	1	4	
-	10	Hoyte Mikheil	-	-	1	1	
-	3	WILLIAMS CLINTON	-	-	-	-	
-	4	GRANT NEWTON	-	-	-	-	
-	7	Phillip Marlon	-	-	-	-	
-	8	DONALD KAMERON	-	-	-	-	
-	13	PRESCOTT NICHOLAS	-	-	-	-	
-	16	PENA Russel	-	-	-	-	
Others			-	-	-	-	
Total Team			29	10	33	72	40.28



Block

Avg. by set

Rk	No	Name	Kill Blocks	Faults	Rebounds	Total Attempts	Note
1	14	HONORE Marc	2	4	4	10	0.67
-	3	WILLIAMS CLINTON	-	-	-	-	
-	4	GRANT NEWTON	-	-	-	-	
-	7	Phillip Marlon	-	-	-	-	
-	10	Hoyte Mikheil	-	-	3	3	
-	13	PRESCOTT NICHOLAS	-	-	-	-	
-	16	PENA Russel	-	-	-	-	
-	5	BUSHE AKIM	-	1	1	2	
-	8	DONALD KAMERON	-	2	2	4	
-	12	BLAKE Simon	-	2	2	4	
-	11	STEWART Ryan	-	5	3	8	
-	18	LEGALL Brandon	-	1	-	1	
Others			-	-	-	-	
Total Team			2	15	15	32	0.67





P-3 VOLLEYBALL • Match players ranking

Men`s Continental Championship 2015 Olympic Qualif

POOL B




Match: 3 **Date:** 10/5/15 **Spectators:** 1,000
City: CORDOBA
Hall: ARENA CORDOBA
Match duration: Start: 20:00 End: 20:52 Total: 0:52

Teams	Sets	1	2	3	4	5	Total
MEX	3	25	25	25			75
TRI	0	22	16	22			60
Set duration		0:23	0:23	0:32			1:18



TRI • TRINIDAD AND TOBAGO

Rk	No	Name	Aces	Faults	Serve Hits	Total Attempts	Note
1	11	STEWART Ryan	2	4	4	10	0.67
-	3	WILLIAMS CLINTON	-	-	-	-	
-	4	GRANT NEWTON	-	-	5	5	
-	7	Phillip Marlon	-	-	-	-	
-	8	DONALD KAMERON	-	-	6	6	
-	13	PRESCOTT NICHOLAS	-	-	-	-	
-	18	LEGALL Brandon	-	1	10	11	
-	14	HONORE Marc	-	1	7	8	
-	16	PENA Russel	-	1	5	6	
-	12	BLAKE Simon	-	2	9	11	
-	5	BUSHE AKIM	-	1	2	3	
-	10	Hoyte Mikheil	-	2	3	5	
Others			-	-	-	-	
Total Team			2	12	51	65	0.67




Serve

Avg. by set

Team	Opponent errors & Team faults	Aces	Faults	Serve Hits	Total Attempts	Note
	Opponent errors & Team faults	30	-		30	

Rk	No	Name	Digs	Faults	Receptions	Total Attempts	Note
1	11	STEWART Ryan	5	6	4	15	1.67
2	18	LEGALL Brandon	4	7	5	16	1.33
3	12	BLAKE Simon	2	2	2	6	0.67
3	14	HONORE Marc	2	1	-	3	0.67
3	3	WILLIAMS CLINTON	2	9	1	12	0.67
6	5	BUSHE AKIM	1	-	-	1	0.33
6	4	GRANT NEWTON	1	2	1	4	0.33
-	7	Phillip Marlon	-	-	-	-	
-	13	PRESCOTT NICHOLAS	-	-	-	-	
-	8	DONALD KAMERON	-	3	2	5	
-	10	Hoyte Mikheil	-	1	-	1	
-	16	PENA Russel	-	2	-	2	
Others			-	-	-	-	
Total Team			17	33	15	65	5.67



Dig

Avg. by set





P-3 VOLLEYBALL • Match players ranking




Men`s Continental Championship 2015 Olympic Qualif
POOL B

Match: 3 **Date:** 10/5/15 **Spectators:** 1,000
City: CORDOBA
Hall: ARENA CORDOBA
Match duration: Start: 20:00 End: 20:52 Total: 0:52

Teams	Sets	1	2	3	4	5	Total
MEX	3	25	25	25			75
TRI	0	22	16	22			60
Set duration		0:23	0:23	0:32			1:18




TRI • TRINIDAD AND TOBAGO



Set

Avg. by set

Rk	No	Name	Running Sets	Faults	Still Sets	Total Attempts	Note
1	16	PENA Russel	5	1	15	21	1.67
2	8	DONALD KAMERON	2	-	31	33	0.67
-	3	WILLIAMS CLINTON	-	-	4	4	
-	4	GRANT NEWTON	-	-	-	-	
-	5	BUSHE AKIM	-	-	1	1	
-	7	Phillip Marlon	-	-	-	-	
-	10	Hoyte Mikheil	-	-	-	-	
-	11	STEWART Ryan	-	-	3	3	
-	12	BLAKE Simon	-	-	4	4	
-	13	PRESCOTT NICHOLAS	-	-	-	-	
-	14	HONORE Marc	-	-	-	-	
-	18	LEGALL Brandon	-	-	2	2	
Others			-	-	-	-	
Total Team			7	1	60	68	2.33



Reception

Eff. %
Limit: 20.00%

Rk	No	Name	Excellents	Faults	Serve Receptions	Total Attempts	Note
1	3	WILLIAMS CLINTON	15	1	4	20	70.00
2	18	LEGALL Brandon	12	-	8	20	60.00
3	12	BLAKE Simon	8	2	2	12	50.00
-	4	GRANT NEWTON	3	1	-	4	
-	8	DONALD KAMERON	1	-	1	2	
-	5	BUSHE AKIM	-	-	1	1	
-	7	Phillip Marlon	-	-	-	-	
-	10	Hoyte Mikheil	-	-	-	-	
-	11	STEWART Ryan	-	-	-	-	
-	13	PRESCOTT NICHOLAS	-	-	-	-	
-	14	HONORE Marc	-	-	-	-	
-	16	PENA Russel	-	-	-	-	
Others			-	-	-	-	
Total Team			39	4	16	59	59.32

