



# NORCECA

## Women's Continental Championship Olympic Qualification


25-Sept. 3 Oct. Michoacan, Mexico



# Boletin / Bulletin

October 1 st, 2015

# 6



Calendario y Formato de Competencia / Competition Format and Match Schedule

GROUP-A													
No.	Date	Time	Teams		Set	Result per set (points)					POINTS	TIME	
						1	2	3	4	5			
1	27-sep	13:00	COSTA RICA	vs	UNITED STATES	0-3	15-25	11-25	13-25			39-75	1:15
3	27-sep	17:00	CUBA	vs	CANADA	2-3	22-25	25-18	25-22	20-25	12-15	104-105	2:02
5	28-sep	14:00	CUBA	vs	COSTA RICA	3-0	25-14	25-15	25-21			75-50	1:14
7	28-sep	18:00	UNITED STATES	vs	CANADA	3-0	25-15	25-17	25-19			75-51	1:15
9	29-sep	14:00	CANADA	vs	COSTA RICA	3-0	25-15	25-12	25-10			75-37	1:09
11	29-sep	18:00	UNITED STATES	vs	CUBA	3-0	25-16	25-18	30-28			80-62	1:25

GROUP-B													
No.	Date	Time	Teams		Set	Result per set (points)					POINTS	TIME	
						1	2	3	4	5			
2	27-sep	15:00	DOMINICAN REPUBLIC	vs	PUERTO RICO	3-2	25-19	25-19	18-25	20-25	15-13	103-101	2:25
4	27-sep	20:00	MEXICO	vs	TRINIDAD & TOBAGO	3-0	25-16	25-12	25-23			75-51	1:21
6	28-sep	16:00	TRINIDAD & TOBAGO	vs	DOMINICAN REPUBLIC	0-3	16-25	14-25	17-25			47-75	1:18
8	28-sep	20:00	MEXICO	vs	PUERTO RICO	2-3	20-25	25-23	16-25	25-18	11-15	97-106	2:14
10	29-sep	16:00	PUERTO RICO	vs	TRINIDAD & TOBAGO	3-0	25-14	25-14	25-21			75-49	1:11
12	29-sep	20:00	MEXICO	vs	DOMINICAN REPUBLIC	0-3	16-25	18-25	23-25			57-75	1:22

QUATERFINALS													
No.	Date	Time	Teams		Set	Result per set (points)					POINTS	TIME	
						1	2	3	4	5			
13	30-sep	18:00	PUERTO RICO	vs	CUBA	3-1	25-20	25-14	25-27	25-18		100-79	1:54
14	30-sep	20:00	CANADA	vs	MEXICO	3-2	22-25	25-15	25-17	21-25	15-8	108-90	2:07

CLASSIFICATION 5/8													
No.	Date	Time	Teams		Set	Result per set (points)					POINTS	TIME	
						1	2	3	4	5			
15	01-oct	14:00	COSTA RICA	vs	MEXICO	3-0	16-25	18-25	13-25			47-75	1:13
16	01-oct	16:00	TRINIDAD & TOBAGO	vs	CUBA	0-3	14-25	14-25	14-25			42-75	1:05

SEMIFINALS													
No.	Date	Time	Teams		Set	Result per set (points)					POINTS	TIME	
						1	2	3	4	5			
17	01-oct	18:00	DOMINICAN REPUBLIC	vs	CANADA	3-1	18-25	25-20	25-23	25-20		93-88	1:58
18	01-oct	20:00	UNITED STATES OF AMERICA	vs	PUERTO RICO	3-0	25-20	25-18	25-17			75-55	1:23

FINAL CLASSIFICATION 7/8													
No.	Date	Time	Teams		Set	Result per set (points)					POINTS	TIME	
						1	2	3	4	5			
19	02-oct	14:00	COSTA RICA	vs	TRINIDAD & TOBAGO	0-0							

FINAL CLASSIFICATION 5/6													
No.	Date	Time	Teams		Set	Result per set (points)					POINTS	TIME	
						1	2	3	4	5			
20	02-oct	16:00	MEXICO	vs	CUBA	0-0							

FINALS													
No.	Date	Time	Teams		Set	Result per set (points)					POINTS	TIME	
						1	2	3	4	5			
21	02-oct	18:00	CANADA	vs	PUERTO RICO	0-0							
22	02-oct	20:00	DOMINICAN REPUBLIC	vs	UNITED STATES OF AMERICA	0-0							

\*NOTE1: For the Classification, Quarterfinal and Semifinal Rounds, according to the FIVB General Competition Regulations, it must be avoided that teams from the same group play each other.

\*NOTE2: According to the established competition format and the FIVB General Regulations, for the Classification, Quarterfinal and

\*NOTE3: Loser of M14 = Loser of Match #14, etc.



Día / Day	Hora / Time	Auditorio Universidad Michoacana de San Nicolas de Hidalgo	CANCHA PRINCIPAL AUDITORIO BICENTENARIO Competition Venue	Training Court A - Auditorio UVAQ Ing. César Nava Miranda
30-sep-15	8:00	<b>PUERTO RICO</b> (18:00)		<b>TRINIDAD &amp; TOBAGO</b>
	9:30	<b>CUBA</b> (18:00)		<b>DOMINICAN REPUBLIC</b>
	11:00	<b>CANADA</b> (20:00)		<b>UNITED STATES OF AMERICA</b>
	12:30	<b>MEXICO</b> (20:00)		<b>COSTA RICA</b>
	18:00		<b>PUERTO RICO vs CUBA</b>	
	20:00		<b>CANADA vs MEXICO</b>	
	01-oct-15	7:00	<b>COSTA RICA</b> (14:00)	
8:30		<b>TRINIDAD &amp; TOBAGO</b> (16:00)		<b>CUBA</b> (16:00)
10:00		<b>DOMINICAN REPUBLIC</b> (18:00)		<b>CANADA</b> (18:00)
11:30		<b>UNITED STATES OF AMERICA</b> (20:00)		<b>PUERTO RICO</b> (20:00)
14:00			<b>COSTA RICA vs MEXICO</b>	
16:00			<b>TRINIDAD &amp; TOBAGO vs CUBA</b>	
18:00			<b>DOMINICAN REPUBLIC vs CANADA</b>	
20:00			<b>UNITED STATES OF AMERICA vs PUERTO RICO</b>	
02-oct-15	7:00	<b>COSTA RICA</b> (14:00)		<b>TRINIDAD &amp; TOBAGO</b> (14:00)
	8:30	<b>MEXICO</b> (16:00)		<b>CUBA</b> (16:00)
	10:00	<b>CANADA</b> (18:00)		<b>PUERTO RICO</b> (18:00)
	11:30	<b>DOMINICAN REPUBLIC</b> (20:00)		<b>UNITED STATES OF AMERICA</b> (20:00)
	14:00		<b>COSTA RICA vs TRINIDAD &amp; TOBAGO</b>	
	16:00		<b>MEXICO vs CUBA</b>	
	18:00		<b>CANADA vs PUERTO RICO</b>	
	20:00		<b>DOMINICAN REPUBLIC vs UNITED STATES OF AMERICA</b>	



0-1

UNIFORM COLOURS  
Couleur de l'uniforme

CITY : Ville :

REGISTERED COLOURS / Couleurs enregistrées :  
(ONLY SHIRT COLOUR - seulement la couleur du maillot)

DATE :    TIME:     Heure:

TEAMS : Equipes :

POOL/PHASE : Groupe/Phase :

1	Red	Red	White	Blue		
2	White	White	Blue	Red		
	Black	Black	Red	White		

MATCH SCHEDULE - Calendrier des matches

DATE :	No.	Team Equipe		1st CHOICE 1er Choix			LIBERO Choice			FIVB DECISION Décision de la FIVB		
		A	B	A		B	A		B	A		B
02-Oct-15	21	CAN	PUR				Black		Blue	White		Red
02-Oct-15	22	DOM	USA				Yellow		Blue	Red		White

APPROVAL - Approbation : FIVB Technical Delegate :   
Délégué technique FIVB :



FEDERATION INTERNATIONALE DE VOLLEYBALL



0-1

UNIFORM COLOURS  
Couleur de l'uniforme

CITY : Ville : MORELIA

REGISTERED COLOURS / Couleurs enregistrées :  
(ONLY SHIRT COLOUR - seulement la couleur du maillot)

DATE : 01 / 10 / 15

TIME: 1 H 8 0 Min

TEAMS : Equipes : CRC TRI CUB MEX

POOL/PHASE : FINALS PLACES 5-8

1	White	Red	Blue	Red		
2	Blue	Black	Red	White		
	Red	White	White	Green		

MATCH SCHEDULE - Calendrier des matches

DATE :	No.	Team Equipe		1st CHOICE 1er Choix			LIBERO Choice			FIVB DECISION Décision de la FIVB		
		A	B	A		B	A		B	A		B
		02-Oct-15	19	CRC	TRI				White		White	Blue
02-Oct-15	20	MEX	CUB				White		Red	Red		White

APPROVAL - Approbation : FIVB Technical Delegate :  
Délégué technique FIVB :



# P-4 VOLLEYBALL • Collated results & ranking



Women's Continental Championship - Olympic Qualif.  
Results of Thursday, 01' 1e 'October' 1e '2015

## MATCH RESULTS

### Group A

No	Date	Teams	Set	Result per set (points)					Total Points	Time	Spectators
				1	2	3	4	5			
1	27/09/2015	CRC - USA	0-3	15-25	11-25	13-25			39- 75	1:15	800
3	27/09/2015	CUB - CAN	2-3	22-25	25-18	25-22	20-25	12-15	104-105	2:02	2.500
5	28/09/2015	CUB - CRC	3-0	25-14	25-15	25-21			75- 50	1:14	250
7	28/09/2015	USA - CAN	3-0	25-15	25-17	25-19			75- 51	1:15	1.600
9	29/09/2015	CAN - CRC	3-0	25-15	25-12	25-10			75- 37	1:09	200
11	29/09/2015	USA - CUB	3-0	25-16	25-18	30-28			80- 62	1:25	2.000

### Group B

No	Date	Teams	Set	Result per set (points)					Total Points	Time	Spectators
				1	2	3	4	5			
2	27/09/2015	DOM - PUR	3-2	25-19	25-19	18-25	20-25	15-13	103-101	2:25	2.000
4	27/09/2015	MEX - TRI	3-0	25-16	25-12	25-23			75- 51	1:21	2.800
6	28/09/2015	TRI - DOM	0-3	16-25	14-25	17-25			47- 75	1:18	400
8	28/09/2015	MEX - PUR	2-3	20-25	25-23	16-25	25-18	11-15	97-106	2:14	2.650
10	29/09/2015	PUR - TRI	3-0	25-14	25-14	25-21			75- 49	1:17	1.275
12	29/09/2015	MEX - DOM	0-3	16-25	18-25	23-25			57- 75	1:22	3.200

## QUARTERFINALS

No	Date	Teams	Set	Result per set (points)					Total Points	Time	Spectators
				1	2	3	4	5			
13	30/09/2015	PUR - CUB	3-1	25-20	25-14	25-27	25-18		100- 79	1:54	2.100
14	30/09/2015	CAN - MEX	3-2	22-25	25-15	25-17	21-25	15- 8	108- 90	2:07	2.500

## CLASSIFICATION 5/8

No	Date	Teams	Set	Result per set (points)					Total Points	Time	Spectators
				1	2	3	4	5			
15	01/10/2015	CRC - MEX	0-3	16-25	18-25	13-25			47- 75	1:13	250
16	01/10/2015	TRI - CUB	0-3	14-25	14-25	14-25			42- 75	1:05	980

## SEMIFINALS

No	Date	Teams	Set	Result per set (points)					Total Points	Time	Spectators
				1	2	3	4	5			
17	01/10/2015	DOM - CAN	3-1	18-25	25-20	25-23	25-20		93- 88	1:58	2.050
18	01/10/2015	USA - PUR	3-0	25-20	25-18	25-17			75- 55	1:23	2.500

## FINALS

No	Date	Teams	Set	Result per set (points)					Total Points	Time	Spectators
				1	2	3	4	5			
19	02/10/2015	CRC - TRI									
20	21/10/2015	MEX - CUB									
21	02/10/2015	CAN - PUR									
22	02/10/2015	DOM - USA									

## TEAM RANKING

### Group A

Rk	Code	Team	Matches				Results Details						Points			Sets		
			Pts	T	W	L	3-0	3-1	3-2	2-3	1-3	0-3	W	L	Ratio	W	L	Ratio
1	USA	United States of America	15	3	3	0	3	0	0	0	0	0	230	152	1,513	9	0	MAX
2	CAN	Canada	8	3	2	1	1	0	1	0	0	1	231	216	1,069	6	5	1,200
3	CUB	Cuba	7	3	1	2	1	0	0	1	0	1	241	235	1,026	5	6	0,833
4	CRC	Costa Rica	0	3	0	3	0	0	0	0	0	3	126	225	0,560	0	9	





# P-4 VOLLEYBALL • Collated results & ranking



Women's Continental Championship - Olympic Qualif.  
Results of Thursday, 01' 1e 'October' 1e '2015

## Group B

Rk	Code	Team	Matches				Results Details						Points			Sets		
			Pts	T	W	L	3-0	3-1	3-2	2-3	1-3	0-3	W	L	Ratio	W	L	Ratio
1	DOM	Dominican Republic	13	3	3	0	2	0	1	0	0	0	253	205	1,234	9	2	4,500
2	PUR	Puerto Rico	10	3	2	1	1	0	1	1	0	0	282	249	1,133	8	5	1,600
3	MEX	Mexico	7	3	1	2	1	0	0	1	0	1	229	232	0,987	5	6	0,833
4	TRI	Trinidad & Tobago	0	3	0	3	0	0	0	0	0	3	147	225	0,653	0	9	

## FINALS

1. Winner of match 22: DOM-USA
2. Loser of match 22: DOM-USA
3. Winner of match 21: CAN-PUR
4. Loser of match 21: CAN-PUR
5. Winner of match 20: MEX-CUB
6. Loser of match 20: MEX-CUB
7. Winner of match 19: CRC-TRI
8. Loser of match 19: CRC-TRI





# P-2 VOLLEYBALL • Match result



Women's Continental Championship - Olympic Qualif.  
CLASSIFICATION 5/8

**Match:** 15 **Date:** 01/10/2015 **Spectators:** 250  
**City:** Morelia  
**Hall:** Auditorio Bicentenario  
**Match duration:** **Start:** 14:00 **End:** 15:13 **Total:** 1:13

Teams	Sets	1	2	3	4	5	Total
<b>CRC</b>	<b>0</b>	16	18	13			47
<b>MEX</b>	<b>3</b>	25	25	25			75
<b>Set duration</b>		0:25	0:22	0:20			1:07

**Referees:** MATEO, NESTOR & CAMERON, ANDREW

<b>CRC • Costa Rica</b>		1	2	3	4	5	Pts
2	Picado Monica (S)	<input type="checkbox"/>	<input type="checkbox"/>	<input type="checkbox"/>			
3	L Murillo Viviana (L)	L	L	L			
5	Rodriguez Melissa (MB)	<input checked="" type="checkbox"/>	<input checked="" type="checkbox"/>	<input checked="" type="checkbox"/>			1
12	Sayles Tatiana (OP)	<input checked="" type="checkbox"/>	<input checked="" type="checkbox"/>	<input checked="" type="checkbox"/>			2
14	Fonseca Irene (S)	<input checked="" type="checkbox"/>	<input checked="" type="checkbox"/>	<input checked="" type="checkbox"/>			2
15	Carazo Tania (OH)	<input checked="" type="checkbox"/>	<input checked="" type="checkbox"/>				1
16	Hines Mijal (OP)	<input checked="" type="checkbox"/>	<input checked="" type="checkbox"/>	<input checked="" type="checkbox"/>			12
17	Alfaro Ma. Fernanda (MB)		<input type="checkbox"/>				
18	Sibaja Evelyn (OH)	<input checked="" type="checkbox"/>	<input checked="" type="checkbox"/>	<input checked="" type="checkbox"/>			7
20	Campos Valeria (MB)	<input type="checkbox"/>		<input type="checkbox"/>			
21	Castro Monica (OH)			<input type="checkbox"/>	<input checked="" type="checkbox"/>		
23	Vargas Mariela (OH)	<input type="checkbox"/>		<input type="checkbox"/>			

**Coach:** Braulio Godinez (CRC)  
**Assistant:** Marco Palma (CRC)

<b>MEX • Mexico</b>		1	2	3	4	5	Pts
1	Leon Gema (MB)	<input checked="" type="checkbox"/>	<input checked="" type="checkbox"/>	<input checked="" type="checkbox"/>			6
2	L Lopez Lizette (L)	L	L	L			
3	Resendiz Claudia (S)	<input type="checkbox"/>		<input type="checkbox"/>			
4	Garcia Kathya (OH)			<input type="checkbox"/>			
5	Rangel Andrea (OH)	<input checked="" type="checkbox"/>	<input checked="" type="checkbox"/>	<input checked="" type="checkbox"/>			7
6	L Lopez Freda (L)		L	L			
7	Flores Karina (MB)				<input checked="" type="checkbox"/>		3
8	Carranza Dulce (OP)	<input checked="" type="checkbox"/>	<input checked="" type="checkbox"/>	<input checked="" type="checkbox"/>			10
9	Segura Alejandra (OH)			<input type="checkbox"/>	<input type="checkbox"/>		
10	Sainz Lizbeth (OH)	<input checked="" type="checkbox"/>	<input checked="" type="checkbox"/>	<input checked="" type="checkbox"/>			9
13	Moreno Monica (MB)	<input checked="" type="checkbox"/>	<input checked="" type="checkbox"/>				2
18	Hernandez Yazmín (S)	<input checked="" type="checkbox"/>	<input checked="" type="checkbox"/>	<input checked="" type="checkbox"/>			2
19	Rodriguez Maria Fernanda (OP)	<input type="checkbox"/>	<input type="checkbox"/>	<input type="checkbox"/>			1
20	Amaro Alondra (MB)			<input type="checkbox"/>			

**Coach:** Azair Jorge (MEX)  
**Assistant:** Vasquez, Luis (MEX)

## TEAMS AND PLAYERS PERFORMANCES

Won Pts	Total Atts	No Name	Scoring Skills	Won Pts	Total Atts	No Name
20	71	<b>Total Team</b>		28	59	<b>Total Team</b>
12	23	16 Hines Mijal (OP)	<b>Spike</b>	9	16	8 Carranza Dulce (OP)
3	16	18 Sibaja Evelyn (OH)		6	11	5 Rangel Andrea (OH)
2	20	<b>Total Team</b>	<b>Block</b>	6	39	<b>Total Team</b>
2	5	18 Sibaja Evelyn (OH)		2	9	1 Leon Gema (MB)
3	48	<b>Total Team</b>	<b>Serve</b>	1	5	18 Hernandez Yazmín (S)
2	9	18 Sibaja Evelyn (OH)		6	72	<b>Total Team</b>
1	7	15 Carazo Tania (OH)	<b>Opp. error</b>	3	14	10 Sainz Lizbeth (OH)
22		<b>Total Team</b>	<b>Total</b>	1	11	1 Leon Gema (MB)
47	139	<b>Total Team</b>		35		<b>Total Team</b>
				75	170	<b>Total Team</b>
12	31	16 Hines Mijal (OP)	<b>Best Scorer</b>	10	34	8 Carranza Dulce (OP)
Excellent	Total Atts	No Name	Non scoring Skills	Excellent	Total Atts	No Name
0	58	<b>Total Team</b>		1	43	<b>Total Team</b>
			<b>Dig</b>	1	9	2 Lopez Lizette (L)
16	68	<b>Total Team</b>		8	53	<b>Total Team</b>
10	43	14 Fonseca Irene (S)	<b>Set</b>	7	43	18 Hernandez Yazmín (S)
8	61	<b>Total Team</b>	<b>Reception</b>	8	33	<b>Total Team</b>
			Success - Faults	4	14	5 Rangel Andrea (OH)
			# Attempts	2	8	2 Lopez Lizette (L)

■ Starting line-up    Pts = Points scored    [nn] = Captain  
 Substitute    Atts = Attempts    L = Libero  
 Opp = Opponent







# P-2 VOLLEYBALL • Match result



Women's Continental Championship - Olympic Qualif.  
CLASSIFICATION 5/8

**Match:** 16 **Date:** 01/10/2015 **Spectators:** 980  
**City:** Morelia  
**Hall:** Auditorio Bicentenario  
**Match duration:** Start: 16:03 End: 17:08 Total: 1:05

Teams	Sets	1	2	3	4	5	Total
TRI	0	14	14	14			42
CUB	3	25	25	25			75
<b>Set duration</b>		0:21	0:20	0:18			0:59

**Referees:** VILLALOBOS, TATIANA & GENITRINI, CHRISTIAN

TRI • Trinidad & Tobago		1	2	3	4	5	Pts
1	Floyd Hannah (OP)						
3	Thompson Channon (OH)	■	■	■			6
5	Yearwood Shontelle (OH)	■					
6	Jack Sinead (MB)	■	■	■			7
7	Joseph Asia (S)						
8	Ramdin Darlene (OH)	■	■	■			5
9	Sutherland Kerdisha (MB)						
11 L	Olton Afesha (L)	L	L	L			
12	Forde Renele (S)	■	■	■			3
14	Wallace Rejeanne (MB)	□	■	■			1
16	Esdelle Krystle (OP)	■	■	■			9
17	De Four Shernice (OH)						

**Coach:** Idalmis Gato (CUB)  
**Assistant:** Francisco Cruz (CUB)

CUB • Cuba		1	2	3	4	5	Pts
2	Gracia Regla (OH)		□	■			7
3	Rojas Alena (MB)	■	■				1
5	Hernandez Yamila (S)	■	■				1
6	Lescay Daimara (MB)	■	■	■			1
10 L	Borrell Emily (L)	L	L	L			
11	Moreno Gretell (S)		□	■			1
14	Sanchez Dayami (OH)	□		□			4
16	Diaz Yelennis (MB)	□	□	■			3
17	Casanova Heidy (OP)				□		
18	Matienzo Sulian (OH)	■	■				5
19	Alvarez Jennifer (OH)	■	■	■			5
20	Rodriguez Heidy (OP)	■	■	■			14

**Coach:** Roberto Garcia (CUB)  
**Assistant:** Luis Oviedo (CUB)

## TEAMS AND PLAYERS PERFORMANCES

Won Pts	Total Atts	No Name	Scoring Skills	Won Pts	Total Atts	No Name
24	73	<b>Total Team</b>		30	65	<b>Total Team</b>
9	22	16 Esdelle Krystle (OP)	<b>Spike</b>	9	22	20 Rodriguez Heidy (OP)
5	12	8 Ramdin Darlene (OH)		6	7	2 Gracia Regla (OH)
6	30	<b>Total Team</b>	<b>Block</b>	10	38	<b>Total Team</b>
2	5	6 Jack Sinead (MB)		4	4	20 Rodriguez Heidy (OP)
2	6	3 Thompson Channon (OH)		1	1	5 Hernandez Yamila (S)
1	43	<b>Total Team</b>	<b>Serve</b>	2	73	<b>Total Team</b>
1	6	6 Jack Sinead (MB)		1	6	2 Gracia Regla (OH)
				1	9	20 Rodriguez Heidy (OP)
11		<b>Total Team</b>	<b>Opp. error</b>	33		<b>Total Team</b>
42	146	<b>Total Team</b>	<b>Total</b>	75	176	<b>Total Team</b>

9	34	16 Esdelle Krystle (OP)	<b>Best Scorer</b>	14	35	20 Rodriguez Heidy (OP)
---	----	-------------------------	--------------------	----	----	-------------------------

Excellent	Total Atts	No Name	Non scoring Skills	Excellent	Total Atts	No Name
0	58	<b>Total Team</b>		5	52	<b>Total Team</b>
			<b>Dig</b>	2	3	14 Sanchez Dayami (OH)
16	74	<b>Total Team</b>		1	12	10 Borrell Emily (L)
16	61	12 Forde Renele (S)	<b>Set</b>	25	58	<b>Total Team</b>
23	67	<b>Total Team</b>		14	32	5 Hernandez Yamila (S)
10	21	3 Thompson Channon (OH)	<b>Reception</b>	7	31	<b>Total Team</b>
6	15	11 Olton Afesha (L)	<b>Success - Faults</b>	5	12	10 Borrell Emily (L)
			<b># Attempts</b>			

■ Starting line-up Pts = Points scored [nn] = Captain  
□ Substitute Atts = Attempts L = Libero  
Opp = Opponent





# P-2 VOLLEYBALL • Match result



## Women's Continental Championship - Olympic Qualif. SEMIFINALS

**Match:** 17 **Date:** 01/10/2015 **Spectators:** 2.050  
**City:** Morelia  
**Hall:** Auditorio Bicentenario  
**Match duration:** Start: 18:00 End: 19:58 Total: 1:58

Teams	Sets	1	2	3	4	5	Total
<b>DOM</b>	<b>3</b>	18	25	25	25		93
<b>CAN</b>	<b>1</b>	25	20	23	20		88
<b>Set duration</b>		0:27	0:29	0:28	0:25		1:49

**Referees:** MORELL, PEDRO & FIGUEROA, MIGUEL

DOM • Dominican Republic		1	2	3	4	5	Pts
1	Vargas Annerys (MB)	■	■	■	■		6
2	L Fernandez Winifer (L)						
3	Eve Lisvel (OH)		□	■	■		4
4	Fersola Marianne (MB)	■					1
5	L Castillo Brenda (L)	L	L	L	L		
6	Dominguez Camil (S)			□			
7	Marte Niverka (S)	■	■	■	■		2
13	Moreno Erasma (OH)						
14	Gonzalez Gaila (OP)	□	□	■	■		9
16	Peña Yonkaira (OH)	■	■	■	■		13
17	Mambru Gina (OP)	■	■	□			6
19	Binet Ana (OH)	□		□	□		
20	Martinez Brayelin (OH)	■	■	■	■		22
21	Martinez Jineiry (MB)	□	■		□		1

**Coach:** Marcos Kwiek (BRA)  
**Assistant:** Wagner Roberto Rocha (BRA)

CAN • Canada		1	2	3	4	5	Pts
1	L Guimond Janie (L)	L	L	L	L		
3	Page Brittney (OH)					□	1
4	Richey Kyla (OH)	■	■	■	■		6
5	Smith Danielle (S)	□	□	□	□		
8	Thibeault Jaimie (MB)	■	■	■	■		3
9	Love Tabitha (OP)	■	■	■	■		14
10	Field Marisa (MB)			□	□		
12	Cross Jennifer (MB)						
13	Charuk Lucille (MB)	■	■	■	■		10
15	Pavan Rebecca (OP)	□	□	□	□		3
17	L Moncks Kristen (L)						
18	Marcelle Shanice (OH)						
20	Cranston Dana (OH)	■	■	■	■		11
22	Cyr Megan (S)	■	■	■	■		2

**Coach:** Arnd Ludwig (CAN)  
**Assistant:** Ryan Ratuszniak (CAN)

### TEAMS AND PLAYERS PERFORMANCES

Won Pts	Total Atts	No Name	Scoring Skills	Won Pts	Total Atts	No Name
51	143	<b>Total Team</b>		35	134	<b>Total Team</b>
18	47	20 Martinez Brayelin (OH)	<b>Spike</b>	12	32	9 Love Tabitha (OP)
12	39	16 Peña Yonkaira (OH)		10	38	20 Cranston Dana (OH)
12	62	<b>Total Team</b>	<b>Block</b>	13	63	<b>Total Team</b>
4	9	14 Gonzalez Gaila (OP)		8	23	13 Charuk Lucille (MB)
4	11	20 Martinez Brayelin (OH)		2	4	4 Richey Kyla (OH)
1	92	<b>Total Team</b>	<b>Serve</b>	2	89	<b>Total Team</b>
1	12	14 Gonzalez Gaila (OP)		1	16	8 Thibeault Jaimie (MB)
				1	13	13 Charuk Lucille (MB)
29		<b>Total Team</b>	<b>Opp. error</b>	38		<b>Total Team</b>
93	297	<b>Total Team</b>	<b>Total</b>	88	286	<b>Total Team</b>

22	73	20 Martinez Brayelin (OH)	<b>Best Scorer</b>	14	47	9 Love Tabitha (OP)
----	----	---------------------------	--------------------	----	----	---------------------

Excellent	Total Atts	No Name	Non scoring Skills	Excellent	Total Atts	No Name
14	127	<b>Total Team</b>		2	124	<b>Total Team</b>
11	54	5 Castillo Brenda (L)	<b>Dig</b>	2	25	1 Guimond Janie (L)
1	7	17 Mambru Gina (OP)				
53	134	<b>Total Team</b>	<b>Set</b>	43	129	<b>Total Team</b>
49	108	7 Marte Niverka (S)		35	87	22 Cyr Megan (S)
24	77	<b>Total Team</b>	<b>Reception</b>	28	75	<b>Total Team</b>
12	45	16 Peña Yonkaira (OH)	Success - Faults	16	35	1 Guimond Janie (L)
4	16	20 Martinez Brayelin (OH)	# Attempts	3	20	20 Cranston Dana (OH)

■ Starting line-up Pts = Points scored □nn = Captain  
 □ Substitute Atts = Attempts L = Libero  
 Opp = Opponent





# P-2 VOLLEYBALL • Match result



## Women's Continental Championship - Olympic Qualif. SEMIFINALS

**Match:** 18 **Date:** 01/10/2015 **Spectators:** 2.500  
**City:** Morelia  
**Hall:** Auditorio Bicentenario  
**Match duration:** Start: 20:36 End: 21:59 Total: 1:23

Teams	Sets	1	2	3	4	5	Total
<b>USA</b>	<b>3</b>	25	25	25			75
<b>PUR</b>	<b>0</b>	20	18	17			55
<b>Set duration</b>		0:25	0:27	0:25			1:17

**Referees:** NAVA, GIANI & CHARLES, BRIAN

USA • United States of America		1	2	3	4	5	Pts
1	Glass Alisha (S)	■	■	■			3
2	L Banwarth Kayla (L)	L	L	L			
8	Gibbemeyer Lauren (MB)						
10	Larson-Burbach Jordan (OH)	■	■	■			13
11	Easy Megan (OH)						
14	Fawcett Nicole (OP)	■	■	■			11
16	Akinradewo Foluke (MB)	■	■	■			7
17	L Hagglund Natalie (L)						
18	Kreklow Molly (S)	□	□	□			
21	Dixon Tetori (MB)	■	■	■			12
22	Adams Rachael (MB)						
23	Robinson Kelsey (OH)	■	■	■			7
24	Vansant Krista (OH)	□	□	□			
25	Lowe Karsta (OP)	□	□	□			3

**Coach:** Kiraly, Karch (USA)  
**Assistant:** Morrison, Jamie (USA)

PUR • Puerto Rico		1	2	3	4	5	Pts
1	L Seilhamer Debora (L)	L	L	L			
3	Mojica Vilmarie (S)	■	■	□			1
6	Rosa Yarimar (OH)		□	□			1
7	Enright Stephanie (OH)	■	■	■			3
9	Cruz Aurea (OH)	■	■	■			9
11	Ocasio Karina (OP)	■	■	■			6
13	Ferrer Shirley (OP)				□		2
14	Valentin Natalia (S)			□	■		
16	Oquendo Alexandra (MB)	■	■	■			6
18	Morales Lynda (MB)	■	■	■			4
21	REYES Diana (MB)				□		1
23	Rodriguez Keyla (OH)	□	□				

**Coach:** Juan Carlos Nunez (PUR)  
**Assistant:** Xiomara Molero (PUR)

### TEAMS AND PLAYERS PERFORMANCES

Won Pts	Total Atts	No Name	Scoring Skills	Won Pts	Total Atts	No Name
<b>44</b>	<b>98</b>	<b>Total Team</b>		<b>30</b>	<b>99</b>	<b>Total Team</b>
12	22	10 Larson-Burbach Jordan	<b>Spike</b>	8	29	9 Cruz Aurea (OH)
10	22	14 Fawcett Nicole (OP)		6	11	16 Oquendo Alexandra (MB)
<b>10</b>	<b>51</b>	<b>Total Team</b>	<b>Block</b>	<b>3</b>	<b>41</b>	<b>Total Team</b>
4	16	21 Dixon Tetori (MB)		1	4	9 Cruz Aurea (OH)
2	9	23 Robinson Kelsey (OH)		1	3	3 Mojica Vilmarie (S)
<b>2</b>	<b>73</b>	<b>Total Team</b>	<b>Serve</b>	<b>0</b>	<b>57</b>	<b>Total Team</b>
1	16	16 Akinradewo Foluke (MB)				
1	14	1 Glass Alisha (S)	<b>Opp. error</b>	<b>22</b>		<b>Total Team</b>
<b>19</b>		<b>Total Team</b>	<b>Total</b>	<b>55</b>	<b>197</b>	<b>Total Team</b>
<b>75</b>	<b>222</b>	<b>Total Team</b>				

13	42	10 Larson-Burbach Jordan	<b>Best Scorer</b>	9	44	9 Cruz Aurea (OH)
----	----	--------------------------	--------------------	---	----	-------------------

Excellent	Total Atts	No Name	Non scoring Skills	Excellent	Total Atts	No Name
<b>10</b>	<b>71</b>	<b>Total Team</b>		<b>9</b>	<b>79</b>	<b>Total Team</b>
3	10	2 Banwarth Kayla (L)	<b>Dig</b>	3	11	7 Enright Stephanie (OH)
3	9	23 Robinson Kelsey (OH)		3	12	9 Cruz Aurea (OH)
<b>51</b>	<b>95</b>	<b>Total Team</b>	<b>Set</b>	<b>33</b>	<b>100</b>	<b>Total Team</b>
40	63	1 Glass Alisha (S)		25	60	3 Mojica Vilmarie (S)
<b>27</b>	<b>53</b>	<b>Total Team</b>	<b>Reception</b>	<b>29</b>	<b>61</b>	<b>Total Team</b>
11	15	23 Robinson Kelsey (OH)	<u>Success - Faults</u>	8	13	1 Seilhamer Debora (L)
9	20	2 Banwarth Kayla (L)	<u># Attempts</u>	8	18	9 Cruz Aurea (OH)

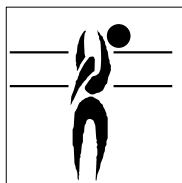
■ Starting line-up Pts = Points scored [nn] = Captain  
□ Substitute Atts = Attempts L = Libero  
Opp = Opponent





# P-5 VOLLEYBALL • Players ranking by skills

## Women's Continental Championship - Olympic Qualif.



## Best Scorers

Rk	No	Name	Team	Spike	Block	Serve	Total
1	8	Carranza Dulce (OP)	MEX	70	7	3	80
2	5	Rangel Andrea (OH)	MEX	64	5	6	75
2	9	Cruz Aurea (OH)	PUR	65	8	2	75
4	11	Ocasio Karina (OP)	PUR	57	6	2	65
5	20	Rodriguez Heidy (OP)	CUB	46	10	2	58
6	18	Matienzo Sulian (OH)	CUB	50	6	1	57
7	9	Love Tabitha (OP)	CAN	41	9	1	51
8	16	Peña Yonkaira (OH)	DOM	45	3	2	50
8	20	Cranston Dana (OH)	CAN	42	7	1	50
10	20	Martinez Brayelin (OH)	DOM	38	8	1	47
11	2	Gracia Regla (OH)	CUB	36	6	4	46
12	18	Morales Lynda (MB)	PUR	26	17	1	44
13	4	Richey Kyla (OH)	CAN	30	9	4	43
14	19	Alvarez Jennifer (OH)	CUB	34	6	1	41
15	16	Oquendo Alexandra (MB)	PUR	28	11	1	40
16	7	Enright Stephanie (OH)	PUR	29	7	3	39
17	3	Thompson Channon (OH)	TRI	33	5	0	38
17	8	Thibeault Jaimie (MB)	CAN	22	13	3	38
19	16	Hines Mijal (OP)	CRC	35	0	0	35
19	10	Sainz Lizbeth (OH)	MEX	30	0	5	35
21	14	Fawcett Nicole (OP)	USA	31	1	2	34
22	10	Larson-Burbach Jordan (OH)	USA	27	4	2	33
22	1	Vargas Annerys (MB)	DOM	25	6	2	33
24	16	Esdelle Krystle (OP)	TRI	29	1	0	30
24	17	Mambro Gina (OP)	DOM	25	4	1	30
26	13	Charuk Lucille (MB)	CAN	10	18	1	29
27	23	Robinson Kelsey (OH)	USA	20	7	1	28
28	16	Akinradewo Foluke (MB)	USA	19	3	4	26
29	6	Lescay Daimara (MB)	CUB	15	9	1	25
30	21	Dixon Tetori (MB)	USA	16	6	2	24
30	1	Leon Gema (MB)	MEX	16	6	2	24
32	3	Rojas Alena (MB)	CUB	13	9	1	23
33	18	Sibaja Evelyn (OH)	CRC	12	2	7	21
33	15	Pavan Rebecca (OP)	CAN	13	4	4	21
35	25	Lowe Karsta (OP)	USA	16	2	1	19
36	6	Jack Sinead (MB)	TRI	10	6	1	17
37	8	Ramdin Darlene (OH)	TRI	11	5	0	16
37	14	Gonzalez Gaila (OP)	DOM	8	6	2	16
37	13	Moreno Monica (MB)	MEX	7	7	2	16
40	12	Sayles Tatiana (OP)	CRC	14	1	0	15
41	12	Forde Renele (S)	TRI	8	3	3	14
41	3	Mojica Vilmarie (S)	PUR	4	9	1	14
43	14	Fonseca Irene (S)	CRC	10	2	0	12
43	22	Adams Rachael (MB)	USA	5	3	4	12
43	4	Fersola Marianne (MB)	DOM	9	2	1	12
43	21	Martinez Jineiry (MB)	DOM	7	3	2	12
43	7	Flores Karina (MB)	MEX	5	4	3	12
43	6	Rosa Yarimar (OH)	PUR	12	0	0	12
49	11	Easy Megan (OH)	USA	8	2	0	10
49	13	Moreno Erasma (OH)	DOM	8	2	0	10
<b>Total tournament</b>				<b>1.321</b>	<b>316</b>	<b>108</b>	<b>1.745</b>





# P-5 VOLLEYBALL • Players ranking by skills

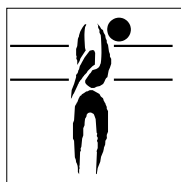
## Women's Continental Championship - Olympic Qualif.



### Best Spikers

Limit: 15.00%

Rk	No	Name	Team	Spikes	Faults	Shots	Total Attempts	Succ. %
1	16	Peña Yonkaira (OH)	DOM	45	12	43	100	45.00
2	8	Carranza Dulce (OP)	MEX	70	30	58	158	44.30
3	20	Rodriguez Heidy (OP)	CUB	46	15	43	104	44.23
4	2	Gracia Regla (OH)	CUB	36	14	34	84	42.86
5	14	Fawcett Nicole (OP)	USA	31	5	37	73	42.47
6	5	Rangel Andrea (OH)	MEX	64	18	74	156	41.03
7	9	Cruz Aurea (OH)	PUR	65	21	75	161	40.37
8	18	Matienzo Sulian (OH)	CUB	50	22	57	129	38.76
9	20	Martinez Brayelin (OH)	DOM	38	9	53	100	38.00
10	11	Ocasio Karina (OP)	PUR	57	31	65	153	37.25
<b>Total Tournament</b>				1.321	561	1.814	3.696	35.74



### Best Blockers

Rk	No	Name	Team	Kill Blocks	Faults	Rebounds	Total Attempts	Avg. by set
1	13	Charuk Lucille (MB)	CAN	18	22	30	70	0.90
2	18	Morales Lynda (MB)	PUR	17	31	52	100	0.85
3	8	Thibeault Jaimie (MB)	CAN	13	5	34	52	0.65
4	23	Robinson Kelsey (OH)	USA	7	7	14	28	0.58
5	20	Rodriguez Heidy (OP)	CUB	10	7	15	32	0.56
6	16	Oquendo Alexandra (MB)	PUR	11	9	28	48	0.55
7	20	Martinez Brayelin (OH)	DOM	8	7	6	21	0.53
8	6	Jack Sinead (MB)	TRI	6	2	12	20	0.50
9	21	Dixon Tetori (MB)	USA	6	10	25	41	0.50
10	3	Rojas Alena (MB)	CUB	9	10	16	35	0.50
<b>Total Tournament</b>				316	472	875	1.663	4.94



### Best Servers


Rk	No	Name	Team	Aces	Faults	Serve Hits	Total Attempts	Avg. by set
1	18	Sibaja Evelyn (OH)	CRC	7	18	18	43	0.58
2	22	Adams Rachael (MB)	USA	4	1	12	17	0.33
3	16	Akinradewo Foluke (MB)	USA	4	3	41	48	0.33
4	5	Rangel Andrea (OH)	MEX	6	8	62	76	0.32
5	10	Sainz Lizbeth (OH)	MEX	5	4	41	50	0.26
6	12	Forde Renele (S)	TRI	3	8	24	35	0.25
7	2	Gracia Regla (OH)	CUB	4	6	29	39	0.22
8	15	Pavan Rebecca (OP)	CAN	4	3	18	25	0.20
9	4	Richey Kyla (OH)	CAN	4	14	58	76	0.20
10	10	Larson-Burbach Jordan (OH)	USA	2	2	42	46	0.17
<b>Total Tournament</b>				108	313	2.242	2.663	1.69





# P-5 VOLLEYBALL • Players ranking by skills

## Women's Continental Championship - Olympic Qualif.



### Best Diggers

Rk	No	Name	Team	Digs	Faults	Receptions	Total Attempts	Avg. by set
1	5	Castillo Brenda (L)	DOM	38	17	60	115	2.53
2	1	Seilhamer Debora (L)	PUR	16	37	68	121	0.80
3	10	Borrell Emily (L)	CUB	14	30	50	94	0.78
4	2	Lopez Lizette (L)	MEX	14	42	53	109	0.74
5	23	Robinson Kelsey (OH)	USA	8	6	16	30	0.67
6	1	Guimond Janie (L)	CAN	12	37	66	115	0.60
7	10	Larson-Burbach Jordan (OH)	USA	7	8	26	41	0.58
8	2	Banwarth Kayla (L)	USA	6	14	36	56	0.50
9	4	Richey Kyla (OH)	CAN	6	22	37	65	0.30
10	5	Rangel Andrea (OH)	MEX	5	23	36	64	0.26
<b>Total Tournament</b>				216	1.003	1.634	2.853	3.38



### Best Setters

Rk	No	Name	Team	Running Sets	Faults	Still Sets	Total Attempts	Avg. by set
1	7	Marte Niverka (S)	DOM	122	5	219	346	8.13
2	1	Glass Alisha (S)	USA	93	5	101	199	7.75
3	3	Mojica Vilmarie (S)	PUR	109	5	301	415	5.45
4	22	Cyr Megan (S)	CAN	97	9	160	266	4.85
5	5	Hernandez Yamila (S)	CUB	84	8	244	336	4.67
6	5	Smith Danielle (S)	CAN	85	6	104	195	4.25
7	12	Forde Renele (S)	TRI	50	11	196	257	4.17
8	18	Hernandez Yazmín (S)	MEX	77	9	327	413	4.05
9	14	Fonseca Irene (S)	CRC	37	4	137	178	3.08
10	18	Kreklow Molly (S)	USA	34	-	69	103	2.83
<b>Total Tournament</b>				913	110	2.609	3.632	14.27



### Best Receivers

Limit: 20.00%


Rk	No	Name	Team	Excellents	Faults	Serve Receptions	Total Attempts	Eff. %
1	23	Robinson Kelsey (OH)	USA	31	2	23	56	51.79
2	2	Banwarth Kayla (L)	USA	19	-	21	40	47.50
3	10	Larson-Burbach Jordan (OH)	USA	20	-	26	46	43.48
4	1	Guimond Janie (L)	CAN	43	8	59	110	31.82
5	2	Lopez Lizette (L)	MEX	38	3	70	111	31.53
6	1	Seilhamer Debora (L)	PUR	31	6	47	84	29.76
7	4	Richey Kyla (OH)	CAN	34	8	49	91	28.57
8	9	Cruz Aurea (OH)	PUR	39	6	72	117	28.21
9	7	Enright Stephanie (OH)	PUR	38	4	89	131	25.95
10	10	Borrell Emily (L)	CUB	25	2	66	93	24.73
<b>Total Tournament</b>				645	131	1.569	2.345	21.92





# P-5 VOLLEYBALL • Players ranking by skills

Women's Continental Championship - Olympic Qualif.



## Best Liberos

Rk	No	Name	Team	Excellents	Faults	In play	Total attempts	Avg. by set
1	5	Castillo Brenda (L)	DOM	72	20	71	163	4.80
2	1	Guimond Janie (L)	CAN	55	45	125	225	2.75
3	2	Lopez Lizette (L)	MEX	52	45	123	220	2.74
4	1	Seilhamer Debora (L)	PUR	47	43	115	205	2.35
5	10	Borrell Emily (L)	CUB	39	32	116	187	2.17
6	2	Banwarth Kayla (L)	USA	25	14	57	96	2.08
7	3	Murillo Viviana (L)	CRC	17	26	70	113	1.42
8	11	Olton Afesha (L)	TRI	16	30	59	105	1.33
9	17	Hagglund Natalie (L)	USA	6	3	9	18	0.50
10	2	Fernandez Winifer (L)	DOM	2	1	10	13	0.13





# P-6 VOLLEYBALL • Teams ranking by skills

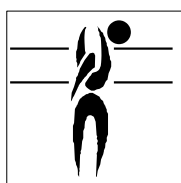
## Women's Continental Championship - Olympic Qualif.



### Best Spikers

Limit: 15.00%

Rk	Team	Spikes	Faults	Shots	Total Attempts	Succ. %
1	USA United States of America	152	35	179	366	41.53
2	DOM Dominican Republic	177	58	217	452	39.16
3	CUB Cuba	204	86	236	526	38.78
4	MEX Mexico	202	76	261	539	37.48
5	PUR Puerto Rico	226	89	293	608	37.17
6	CAN Canada	179	78	288	545	32.84
7	TRI Trinidad & Tobago	102	62	177	341	29.91
8	CRC Costa Rica	79	77	163	319	24.76
<b>Total Tournament</b>		1.321	561	1.814	3.696	35.74



### Best Blockers

Rk	Team	Kill Blocks	Faults	Rebounds	Total Attempts	Avg. by set
1	CAN Canada	63	66	141	270	3.15
2	CUB Cuba	55	70	130	255	3.06
3	PUR Puerto Rico	60	97	162	319	3.00
4	USA United States of America	35	54	97	186	2.92
5	DOM Dominican Republic	40	50	111	201	2.67
6	TRI Trinidad & Tobago	22	49	70	141	1.83
7	MEX Mexico	31	60	118	209	1.63
8	CRC Costa Rica	10	26	46	82	0.83
<b>Total Tournament</b>		316	472	875	1.663	4.94



### Best Servers

Rk	Team	Aces	Faults	Serve Hits	Total Attempts	Avg. by set
1	USA United States of America	20	35	242	297	1.67
2	MEX Mexico	23	53	311	387	1.21
3	CAN Canada	18	37	373	428	0.90
4	DOM Dominican Republic	13	42	285	340	0.87
5	CRC Costa Rica	9	43	126	178	0.75
6	CUB Cuba	11	37	347	395	0.61
7	PUR Puerto Rico	10	31	402	443	0.50
8	TRI Trinidad & Tobago	4	35	156	195	0.33
<b>Total Tournament</b>		108	313	2.242	2.663	1.69








# P-6 VOLLEYBALL • Teams ranking by skills

## Women's Continental Championship - Olympic Qualif.



### Best Diggers

Rk	Team	Digs	Faults	Receptions	Total Attempts	Avg. by set
1	DOM Dominican Republic	49	106	199	354	3.27
2	USA United States of America	34	62	177	273	2.83
3	CAN Canada	37	168	282	487	1.85
4	PUR Puerto Rico	30	154	277	461	1.50
5	MEX Mexico	28	160	234	422	1.47
6	CUB Cuba	26	141	230	397	1.44
7	CRC Costa Rica	6	106	119	231	0.50
7	TRI Trinidad & Tobago	6	106	116	228	0.50
<b>Total Tournament</b>		216	1.003	1.634	2.853	3.38



### Best Setters

Rk	Team	Running Sets	Faults	Still Sets	Total Attempts	Avg. by set
1	USA United States of America	133	10	216	359	11.08
2	CAN Canada	193	20	342	555	9.65
3	DOM Dominican Republic	135	9	292	436	9.00
4	CUB Cuba	125	19	379	523	6.94
5	PUR Puerto Rico	133	12	455	600	6.65
6	CRC Costa Rica	62	12	242	316	5.17
7	MEX Mexico	81	11	423	515	4.26
8	TRI Trinidad & Tobago	51	17	260	328	4.25
<b>Total Tournament</b>		913	110	2.609	3.632	14.27



### Best Receivers

Limit: 20.00%

Rk	Team	Excellents	Faults	Serve Receptions	Total Attempts	Eff. %
1	USA United States of America	79	7	104	190	37.89
2	CAN Canada	118	18	199	335	29.85
3	PUR Puerto Rico	111	17	227	355	26.48
4	DOM Dominican Republic	77	15	172	264	23.48
5	MEX Mexico	80	14	246	340	19.41
6	CUB Cuba	77	15	239	331	18.73
7	TRI Trinidad & Tobago	52	18	194	264	12.88
8	CRC Costa Rica	51	27	188	266	9.02
<b>Total Tournament</b>		645	131	1.569	2.345	21.92



## **Newsletter No.5 Women's NORCECA Championship**

### **Dominican Republic and United States to play for NORCECA Gold**

MORELIA, Mexico, October 1, 2015. - Dominican Republic and United States will play in the Gold Medal match of the NORCECA Women's Continental Championship on Friday at Bicentenario Auditorium of Morelia, Mexico.

United States ranked first in the world has beaten Dominican Republic ranked seventh, in the Gold Medal match of the past two editions of the NORCECA biennial event. United States has earned seven NORCECA titles while Dominican Republic has only won once.

Advancing into the final match, Dominican Republic defeated Canada 3-1 (18-25, 25-20, 25-23, 25-20) and United States downed Puerto Rico 3-0 (25-20, 25-18, 25-17) in the tournaments' semifinal matches.

#### **Mexico 3, Costa Rica 0**

Mexico defeated Costa Rica 3-0 (25-16, 25-18, 25-13) to play for fifth. Mexico held a 28-20 margin in spikes, 6-2 in blocks and 6-3 in serves. Mexico took advantage of Costa Rica's faults, scoring 35 points on their opponents' errors. Opposite Dulce Carranza led Mexico's offensive with 10 points, Outside Hitter Lizbeth Sainz contributed with 9 points and Outside Hitter Andrea Rangel chipped in with 7 points. Costa Rica's Opposite Mijal Hines led all scorers with 12 points and Outside Hitter Evelyn Sibaja scored 7 points.

#### **Cuba 3, Trinidad and Tobago 0**

Cuba dominated Trinidad and Tobago 3-0 (25-14, 25-14, 25-14) and will face Mexico in the match for fifth place. Cubans took advantage of Trinidad and Tobago's 33 errors and limited their faults to 11, they held 30-24 margin in spikes, 10-6 in blocks and 2-1 in aces. Opposite Heidy Rodriguez of Cuba topped all scorers with 14 points, 9 on kills, 4 on blocks and 1 ace. Opposite Krystle Esdelle led Trinidad and Tobago with 9 points, Middle Blocker Sinead Jack contributed with 7 points and Outside Hitter Channon Thompson registered 6 points.

#### **Dominican Republic 3, Canada 1**

Dominican Republic defeated Canada 3-1 (18-25, 25-20, 25-23, 25-20) to reach the Gold Medal match. Canada had an early 6-2 lead with good blocking and scoring on Dominican Republic errors. Dominican Republic pushed hard with serves to tie 8-8, and forcing longer rallies; Canada kept their blocking effective leading again 14-10, giving more confidence to their offense to finish 25-18. Canada took the lead 5-3 again as Dominicans engaged in consecutive errors. As the set developed, Dominican Republic spiked hard keeping the score close 12-12; Canada reached the second technical time out up 16-14. Dominicans finally jumped to lead and closed 25-20 to tie the actions. In set three Dominicans spiked hard against Canada's blocking to score and take the lead 9-7; this went on going but Canada was patient until they tied 17-17. It took Dominican Republic two set points to seal 25-23 with a touch of the ball after a spectacular rally. The fourth set was slow, the score always close; Dominicans' blocking executed well for the lead and win 25-20.

Dominicans held a huge advantage in spikes 51-35, while Canada had a 13-12 margin in blocks and 2-1 in aces. Dominicans scored on 29 errors of Canada but gave away 38 points from their errors. Outside Hitter Brayelin Martinez scored 22 points, 18 on kills and 4 on blocks to lead Dominican Republic into the final and Outside Hitter Yonkaira Peña contributed with 13 points. Canada's top scorer was Opposite Tabitha Love with 14 points, followed by Outside Hitter Dana Cranston with 11 points and Middle Blocker Rebecca Pavan with 10 points.

### **United States 3, Puerto Rico 0**

United States beat Puerto Rico 3-0 (25-20, 25-18, 25-17) in their semifinal. Both teams had errors in blocking and serving in set one; strong kills on both sides kept the score close and tied on several occasions, but Puerto Rico took a two point lead 12-10 that USA cut to reach the second technical time-out up 16-15. Neither one was dominant; USA won the set 25-20 with aggressive kills. USA held a huge 14-9 lead with powerful offense; the Americans' blocking also performed well keeping Puerto Rico under control for the finish 25-18. USA jumped to the lead in the third set by 11-7, not allowing Puerto Rico to perform while being aggressive in kills. USA managed total control of the actions while finishing set three 25-17 and beating Puerto Rico. United States prevailed over Puerto Rico with 44-30 margin in spikes, a huge 10-3 advantage in blocking and 2-0 margin in serves. United States committed 22 errors and scored on 19 opponent errors. Outside Hitter Jordan Larson-Burbach led United States victory registering 13 points, followed by Middle Blocker Tetori Dixon and Opposite Nicole Fawcett with 12 and 13 points respectively. Outside Hitter Aurea Cruz topped Puerto Rico's scorers with 9 points, while Middle Blocker Alexandra Oquendo and Opposite Karina Ocasio added 6 points apiece.

## **República Dominicana y Estados Unidos jugarán por el Oro de NORCECA**

MORELIA, México, 1 de octubre de 2015.- República Dominicana y Estados Unidos jugarán por la Medalla de Oro del Campeonato Continental NORCECA Femenino el viernes en el Auditorio Bicentenario de Morelia, México.

Estados Unidos número uno del mundo ha vencido a República Dominicana rankeado séptimo, en el juego por Medalla de Oro en las pasadas dos ediciones del torneo bienal de la NORCECA. Estados Unidos ha ganado el título de NORCECA en siete ocasiones, mientras que República Dominicana en una sola vez.

República Dominicana venció a Canadá 3-1 (18-25, 25-20, 25-23, 25-20) y Estados Unidos a Puerto Rico por 3-0 (25-20, 25-18, 25-17) en los juegos de semifinales para avanzar al juego final.

### **México 3, Costa Rica 0**

México derrotó a Costa Rica 3-0 (25-16, 25-18, 25-13) para jugar por el quinto lugar. México tuvo ventaja de 28-20 en ataques, 6-2 en bloqueos y 6-3 en puntos de servicio. México aprovechó las fallas de Costa Rica, anotando 35 puntos de los errores de su rival. La Opuesta Dulce Carranza

encabezó la ofensiva de México con 10 puntos, la Atacante Lizbeth Sainz contribuyó con 9 puntos y la Atacante Andrea Rangel colaboró con 7 puntos. La Opuesta Mijal Hines de Costa Rica fue la máxima anotadora del juego con 12 puntos y la Atacante Evelyn Sibaja anotó 7 puntos.

### **Cuba 3, Trinidad y Tobago 0**

Cuba dominó a Trinidad y Tobago 3-0 (25-14, 25-14, 25-14) y se enfrentará a México en el juego por el quinto lugar. Las cubanas anotaron a través de 33 errores de Trinidad y Tobago y limitaron sus propias fallas a 11, sostuvieron ventaja 30-24 en ataques, 10-6 en bloqueos y 2-1 en puntos de servicio. La Opuesta Heidy Rodríguez de Cuba fue la máxima anotadora del juego con 14 puntos, 9 de ataque, 4 por bloqueo y 1 por saque. La Opuesta Krystle Esdelle encabezó a Trinidad y Tobago con 9 puntos, la Central Sinead Jack contribuyó con 7 puntos y la Atacante Channon Thompson registró 6 puntos.

### **República Dominicana 3, Canadá 1**

República Dominicana derrotó a Canadá 3-1 (18-25, 25-20, 25-23, 25-20) para avanzar al juego por la Medalla de Oro. Canadá obtuvo una ventaja de 6-2 en el primer set, gracias a su bloqueo, además de anotar por errores de República Dominicana. Las caribeñas con potencia en el saque empataron 8-8 y forzando rallies más largos; Canadá mantuvo su efectividad en el bloqueo para irse arriba 14-10, dándole mayor confianza a su línea ofensiva para cerrar 25-18. Canadá nuevamente tomó ventaja 5-3 con errores consecutivos por parte de las dominicanas. Conforme avanzó el set, República Dominicana logró mayor fuerza en el ataque, manteniendo el marcador cerca 12-12; Canadá alcanzó el segundo tiempo técnico arriba 16-14. Finalmente las dominicanas aventajaron y ganaron 25-20 para empatar las acciones. En el tercer set, las dominicanas atacaron con fuerza, chocando en el bloqueo canadiense para irse arriba 9-7; esta fue la tónica del set pero Canadá fue paciente hasta empatar 17-17. Le tomó a República Dominicana dos puntos de set para cerrar 25-23 con un toque de balón luego de un espectacular rally. El cuarto set fue lento, con el marcador siempre cercano; el bloqueo de las dominicanas ejecutó muy bien para tomar ventaja y finalizar 25-20. Las dominicanas tuvieron una enorme ventaja en el ataque por 51-35, mientras que Canadá lideró con margen 13-12 en el bloqueo y 2-1 en puntos de servicio. República Dominicana anotó 29 puntos por errores de Canadá pero regaló 38 de sus propios errores. La Atacante Brayelin Martínez anotó 22 puntos, 18 de ataque y 4 de bloqueo llevando a República Dominicana a la final y la Atacante Yonkaira Peña contribuyó con 13 puntos. Las máximas anotadoras de Canadá fueron la Opuesta Tabitha Love con 14 puntos, la Atacante Dana Cranston con 11 puntos y la Central Rebecca Pavan con 10 puntos.

### **Estados Unidos 3, Puerto Rico 0**

Estados Unidos venció a Puerto Rico 3-0 (25-20, 25-18, 25-17) en la semifinal. Ambos cometieron errores en bloqueo y servicio en el primer set; los potentes ataques de ambos lados mantuvo el marcador cerca y en varias ocasiones empatado, pero Puerto Rico obtuvo dos puntos de ventaja para ponerse al frente 12-10 que Estados Unidos volteó tras alcanzar el segundo tiempo técnico arriba 16-15. Ninguno dominó; Estados Unidos cerró el set 25-20 con ataques agresivos. Estados Unidos tuvo una ventaja de 14-9 en el segundo set con poderosa ofensiva; las americanas también bloquearon bien para mantener el control sobre Puerto Rico y finalizar 25-18. Estados Unidos

logró ventaja de 11-7 en el tercer set, sin permitir que Puerto Rico pudiera desempeñarse gracias a sus fuertes ataques. Estados Unidos controló las acciones, finalizando 25-17 y derrotando a Puerto Rico. Estados Unidos se impuso sobre Puerto Rico con ventaja 44-30 en ataques, con gran ventaja en bloqueo por 10-3 y 2-0 en servicios. Estados Unidos cometió 22 errores y anotó 19 puntos a través de los errores de su rival. La Atacante Jordan Larson-Burbach encabezó a Estados Unidos con registro de 13 puntos, seguida de la Central Tetori Dixon y la Opuesta Nicole Fawcett con 12 y 13 puntos respectivamente. La Atacante Aurea Cruz anotó 9 puntos para Puerto Rico, mientras que la Central Alexandra Oquendo y la Opuesta Karina Ocasio agregaron 6 puntos cada una.