



NORCECA

Women's Continental Championship Olympic Qualification

25-Sept. 3 Oct. Michoacan, Mexico



Bulletin

September, 26 th 2015

2



Calendario y Formato de Competencia / Competition Format and Match Schedule

GROUP-A													
No.	Date	Time	Teams		Set	Result per set (points)					POINTS	TIME	
						1	2	3	4	5			
1	27-sep	13:00	COSTA RICA	vs	UNITED STATES	0-3	15-25	11-25	13-25			39-75	1:15
3	27-sep	17:00	CUBA	vs	CANADA	2-3	22-15	25-18	25-22	20-25	12-15	104-105	2:02
5	28-sep	14:00	CUBA	vs	COSTA RICA								
7	28-sep	18:00	UNITED STATES	vs	CANADA								
9	29-sep	14:00	CANADA	vs	COSTA RICA								
11	29-sep	18:00	UNITED STATES	vs	CUBA								

GROUP-B													
No.	Date	Time	Teams		Set	Result per set (points)					POINTS	TIME	
						1	2	3	4	5			
2	27-sep	15:00	DOMINICAN REPUBLIC	vs	PUERTO RICO	3-2	25-19	25-19	18-25	20-25	15-13	103-101	2:25
4	27-sep	20:00	MEXICO	vs	TRINIDAD & TOBAGO	3-0	25-16	25-12	25-23			75-51	1:21
6	28-sep	16:00	TRINIDAD & TOBAGO	vs	DOMINICAN REPUBLIC								
8	28-sep	20:00	MEXICO	vs	PUERTO RICO								
10	29-sep	16:00	PUERTO RICO	vs	TRINIDAD & TOBAGO								
12	29-sep	20:00	MEXICO	vs	DOMINICAN REPUBLIC								

QUATERFINALS													
No.	Date	Time	Teams		Set	Result per set (points)					POINTS	TIME	
						1	2	3	4	5			
13	30-sep	18:00	2nd B	vs	3rd A	0-0							
14	30-sep	20:00	2nd A	vs	3rd B	0-0							

CLASSIFICATION 5/8													
No.	Date	Time	Teams		Set	Result per set (points)					POINTS	TIME	
						1	2	3	4	5			
15	01-oct	14:00	4th A	vs	Loser of M14* (or M13)	0-0							
16	01-oct	16:00	4th B	vs	Loser of M13* (or M14)	0-0							

SEMIFINALS													
No.	Date	Time	Teams		Set	Result per set (points)					POINTS	TIME	
						1	2	3	4	5			
17	01-oct	18:00	1st B	vs	Winner of M14* (or M13)	0-0							
18	01-oct	20:00	1st A	vs	Winner of M13* (or M14)	0-0							

FINAL CLASSIFICATION 7/8													
No.	Date	Time	Teams		Set	Result per set (points)					POINTS	TIME	
						1	2	3	4	5			
19	02-oct	14:00	Loser of M15	vs	Loser of M16	0-0							

FINAL CLASSIFICATION 5/6													
No.	Date	Time	Teams		Set	Result per set (points)					POINTS	TIME	
						1	2	3	4	5			
20	02-oct	16:00	Winner of M15	vs	Winner of M16	0-0							

FINALS													
No.	Date	Time	Teams		Set	Result per set (points)					POINTS	TIME	
						1	2	3	4	5			
21	02-oct	18:00	Loser of M17	vs	Loser of M18	0-0							
22	02-oct	20:00	Winner of M17	vs	Winner of M18	0-0							

*NOTE1: For the Classification, Quarterfinal and Semifinal Rounds, according to the FIVB General Competition Regulations, it must be avoided that teams from the same group play each other.

*NOTE2: According to the established competition format and the FIVB General Regulations, for the Classification, Quarterfinal and

*NOTE3: Loser of M14 = Loser of Match #14, etc.

NORCECA
Women's Continental
Championship
Olympic Qualification
25-Sep. 3 Oct. Michoacan, Mexico



Día / Day	Hora / Time	Auditorio Universidad Michoacana de San Nicolas de Hidalgo - Competition Venue	CANCHA PRINCIPAL AUDITORIO BICENTENARIO	Training Court A - Auditorio Universitario Ing. César Nava Miranda	
	17:00			TRINIDAD & TOBAGO	
	18:30		CANADA	UNITED STATES	
	20:00	PUERTO RICO	MEXICO	COSTA RICA	
26-sep-15	8:00		CUBA		Preliminary Inquiry
	9:30	PUERTO RICO	COSTA RICA	CANADA	
	11:00		TRINIDAD & TOBAGO		Time
	12:30		UNITED STATES	MEXICO	9.00
	14:00		DOMINICAN REPUBLIC		9.30
	15:30	PRACTICAL CLINIC			10.00
					10.30
					11:00
					11:30
		12:00			12.00
	12:30			12.30	
	17:00		PUERTO RICO		
	18:30	Control Committee Meeting			
	20:00	General Technical Meeting			
27-sep-15	7:00	COSTA RICA (13:00)		UNITED STATES (13:00)	
	8:30	DOMINICAN REPUBLIC (15:00)		PUERTO RICO (15:00)	
	10:00	CANADA (17:00)		CUBA (17:00)	
	11:30	MEXICO (20:00)		TRINIDAD & TOBAGO (20:00)	
	13:00	COSTA RICA vs UNITED STATES			
	15:00	DOMINICAN REPUBLIC vs PUERTO RICO			
	17:00	CUBA vs CANADA			
	20:00	MEXICO vs TRINIDAD & TOBAGO			
28-sep-15	7:00	CUBA (14:00)		COSTA RICA (14:00)	
	8:30	TRINIDAD & TOBAGO (16:00)		DOMINICAN REPUBLIC (16:00)	
	10:00	UNITED STATES (18:00)		CANADA (18:00)	
	11:30	PUERTO RICO (20:00)		MEXICO (20:00)	
	14:00	CUBA vs COSTA RICA			
	16:00	TRINIDAD & TOBAGO vs DOMINICAN REPUBLIC			
	18:00	UNITED STATES vs CANADA			
20:00	MEXICO vs PUERTO RICO				
29-sep-15	7:00	COSTA RICA (14:00)		CANADA (14:00)	
	8:30	PUERTO RICO (16:00)		TRINIDAD & TOBAGO (16:00)	
	10:00	CUBA (18:00)		UNITED STATES (18:00)	
	11:30	MEXICO (20:00)		DOMINICAN REPUBLIC (20:00)	
	14:00	CANADA vs COSTA RICA			
	16:00	PUERTO RICO vs TRINIDAD & TOBAGO			
	18:00	UNITED STATES vs CUBA			
20:00	MEXICO vs DOMINICAN REPUBLIC				
30-sep-15	8:00	2ND B (18:00)		1ST A	
	9:30	3RD A (18:00)		1ST B	
	11:00	2ND A (20:00)		4TH A	
	12:30	3RD B (20:00)		4TH B	
	18:00	2ND B vs 3RD A			
	20:00	2ND A vs 3RD B			
01-oct-15	7:00	4TH A (14:00)		LOSER OF M14*(M13) (14:00)	
	8:30	4TH B (16:00)		LOSER OF M13*(M14) (16:00)	
	10:00	1ST B (18:00)		WINNER OF M14*(M13) (18:00)	
	11:30	1ST A (20:00)		WINNER OF M13*(M14) (20:00)	
	14:00	4TH A vs LOSER OF M14*(M13)			
	16:00	4TH B vs LOSER OF M13*(M14)			
	18:00	1ST B vs WINNER OF M14*(M13)			
20:00	1ST A vs WINNER OF M13*(M14)				
02-oct-15	7:00	LOSER OF M15 (14:00)		LOSER OF M16 (14:00)	
	8:30	WINNER OF M15 (16:00)		WINNER OF M16 (16:00)	
	10:00	LOSER OF M17 (18:00)		LOSER OF M18 (18:00)	
	11:30	WINNER OF M17 (20:00)		WINNER OF M18 (20:00)	
	14:00	LOSER OF M15 vs LOSER OF M16			
	16:00	WINNER OF M15 vs WINNER OF M16			
	18:00	LOSER OF M17 vs LOSER OF M18			
	20:00	WINNER OF M17 vs WINNER OF M18			



P-4 VOLLEYBALL • Collated results & ranking



Women's Continental Championship - Olympic Qualif.
Results of Sunday, 27' 27e 'September' 27e '2015

MATCH RESULTS

Group A

No	Date	Teams	Set	Result per set (points)					Total Points	Time	Spectators
				1	2	3	4	5			
1	27/09/2015	CRC - USA	0-3	15-25	11-25	13-25			39- 75	1:15	800
3	27/09/2015	CUB - CAN	2-3	22-25	25-18	25-22	20-25	12-15	104-105	2:02	2.500
5	28/09/2015	CUB - CRC									
7	28/09/2015	USA - CAN									
9	29/09/2015	CAN - CRC									
11	29/09/2015	USA - CUB									

Group B

No	Date	Teams	Set	Result per set (points)					Total Points	Time	Spectators
				1	2	3	4	5			
2	27/09/2015	DOM - PUR	3-2	25-19	25-19	18-25	20-25	15-13	103-101	2:25	2.000
4	27/09/2015	MEX - TRI	3-0	25-16	25-12	25-23			75- 51	1:21	2.800
6	28/09/2015	TRI - DOM									
8	28/09/2015	MEX - PUR									
10	29/09/2015	PUR - TRI									
12	29/09/2015	MEX - DOM									

TEAM RANKING

Group A

Rk	Code	Team	Matches				Results Details						Points			Sets		
			Pts	T	W	L	3-0	3-1	3-2	2-3	1-3	0-3	W	L	Ratio	W	L	Ratio
1	USA	United States of America	5	1	1	0	1	0	0	0	0	0	75	39	1,923	3	0	MAX
2	CAN	Canada	3	1	1	0	0	0	1	0	0	105	104	1,010	3	2	1,500	
3	CUB	Cuba	2	1	0	1	0	0	0	1	0	104	105	0,990	2	3	0,667	
4	CRC	Costa Rica	0	1	0	1	0	0	0	0	1	39	75	0,520	0	3		

Group B

Rk	Code	Team	Matches				Results Details						Points			Sets		
			Pts	T	W	L	3-0	3-1	3-2	2-3	1-3	0-3	W	L	Ratio	W	L	Ratio
1	MEX	Mexico	5	1	1	0	1	0	0	0	0	75	51	1,471	3	0	MAX	
2	DOM	Dominican Republic	3	1	1	0	0	0	1	0	0	103	101	1,020	3	2	1,500	
3	PUR	Puerto Rico	2	1	0	1	0	0	0	1	0	101	103	0,981	2	3	0,667	
4	TRI	Trinidad & Tobago	0	1	0	1	0	0	0	0	1	51	75	0,680	0	3		





P-2 VOLLEYBALL • Match result



Women's Continental Championship - Olympic Qualif.
Group A

Match: 1 **Date:** 27/09/2015 **Spectators:** 800
City: Morelia
Hall: Auditorio Bicentenario
Match duration: Start: 13:05 End: 14:20 Total: 1:15

Teams	Sets	1	2	3	4	5	Total
CRC	0	15	11	13			39
USA	3	25	25	25			75
Set duration		0:25	0:22	0:22			1:09

Referees: NAVA, GIANI (MEX) & MATEO, NESTOR (DOM)

CRC • Costa Rica		1	2	3	4	5	Pts
2	Picado Monica (S)	<input type="checkbox"/>	<input type="checkbox"/>	<input type="checkbox"/>			
3	L Murillo Viviana (L)	L	L	L			
5	Rodriguez Melissa (MB)	<input checked="" type="checkbox"/>	<input checked="" type="checkbox"/>	<input checked="" type="checkbox"/>			
12	Sayles Tatiana (OP)	<input checked="" type="checkbox"/>	<input checked="" type="checkbox"/>	<input checked="" type="checkbox"/>			6
14	Fonseca Irene (S)	<input checked="" type="checkbox"/>	<input checked="" type="checkbox"/>	<input checked="" type="checkbox"/>			5
15	Carazo Tania (OH)	<input checked="" type="checkbox"/>	<input checked="" type="checkbox"/>	<input checked="" type="checkbox"/>			3
16	Hines Mijal (OP)	<input checked="" type="checkbox"/>	<input checked="" type="checkbox"/>	<input checked="" type="checkbox"/>			6
17	Alfaro Ma. Fernanda (MB)	<input checked="" type="checkbox"/>	<input checked="" type="checkbox"/>	<input checked="" type="checkbox"/>			6
18	Sibaja Evelyn (OH)	<input type="checkbox"/>	<input type="checkbox"/>	<input type="checkbox"/>			
20	Campos Valeria (MB)	<input type="checkbox"/>	<input type="checkbox"/>	<input type="checkbox"/>			
21	Castro Monica (OH)	<input type="checkbox"/>	<input type="checkbox"/>	<input type="checkbox"/>			
23	Vargas Mariela (OH)	<input type="checkbox"/>	<input type="checkbox"/>	<input type="checkbox"/>			

Coach: Braulio Godinez (CRC)
Assistant: Marco Palma (CRC)

USA • United States of America		1	2	3	4	5	Pts
1	Glass Alisha (S)	<input checked="" type="checkbox"/>	<input checked="" type="checkbox"/>				1
2	L Banwarth Kayla (L)	L	L				
8	Gibbemeyer Lauren (MB)				<input checked="" type="checkbox"/>		2
10	Larson-Burbach Jordan (OH)	<input checked="" type="checkbox"/>	<input checked="" type="checkbox"/>				4
11	Easy Megan (OH)				<input checked="" type="checkbox"/>		2
14	Fawcett Nicole (OP)	<input checked="" type="checkbox"/>	<input checked="" type="checkbox"/>				2
16	Akinradewo Foluke (MB)	<input checked="" type="checkbox"/>	<input checked="" type="checkbox"/>				10
17	L Hagglund Natalie (L)					L	
18	Kreklow Molly (S)	<input type="checkbox"/>	<input type="checkbox"/>	<input checked="" type="checkbox"/>			1
21	Dixon Tetori (MB)	<input checked="" type="checkbox"/>	<input checked="" type="checkbox"/>				5
22	Adams Rachael (MB)			<input type="checkbox"/>	<input checked="" type="checkbox"/>		8
23	Robinson Kelsey (OH)	<input checked="" type="checkbox"/>	<input checked="" type="checkbox"/>				8
24	Vansant Krista (OH)			<input type="checkbox"/>	<input checked="" type="checkbox"/>		2
25	Lowe Karsta (OP)	<input type="checkbox"/>	<input type="checkbox"/>	<input checked="" type="checkbox"/>			5

Coach: Kiraly, Karch (USA)
Assistant: Morrison, Jamie (USA)

TEAMS AND PLAYERS PERFORMANCES

Won Pts	Total Atts	No Name	Scoring Skills	Won Pts	Total Atts	No Name
22	81	Total Team		31	63	Total Team
6	17	12 Sayles Tatiana (OP)	Spike	7	8	16 Akinradewo Foluke (MB)
6	29	16 Hines Mijal (OP)		6	13	23 Robinson Kelsey (OH)
2	17	Total Team	Block	9	39	Total Team
1	1	14 Fonseca Irene (S)		2	5	22 Adams Rachael (MB)
1	3	15 Carazo Tania (OH)	Serve	1	4	1 Glass Alisha (S)
2	41	Total Team		10	73	Total Team
2	11	18 Sibaja Evelyn (OH)	Opp. error	3	10	22 Adams Rachael (MB)
13		Total Team	Total	2	11	16 Akinradewo Foluke (MB)
39	139	Total Team		25		Total Team
				75	175	Total Team
6	25	12 Sayles Tatiana (OP)	Best Scorer	10	25	16 Akinradewo Foluke (MB)
Excellent	Total Atts	No Name	Non scoring Skills	Excellent	Total Atts	No Name
1	51	Total Team		4	42	Total Team
1	11	14 Fonseca Irene (S)	Dig	3	4	23 Robinson Kelsey (OH)
10	83	Total Team		1	3	11 Easy Megan (OH)
7	46	14 Fonseca Irene (S)	Set	8	62	Total Team
7	68	Total Team	Reception	6	26	18 Kreklow Molly (S)
			Success - Faults	5	32	Total Team
			# Attempts	2	8	23 Robinson Kelsey (OH)

■ Starting line-up Pts = Points scored [nn] = Captain
 Substitute Atts = Attempts L = Libero
 Opp = Opponent





P-2 VOLLEYBALL • Match result



Women's Continental Championship - Olympic Qualif.
Group B

Match: 2 **Date:** 27/09/2015 **Spectators:** 2.000
City: Morelia
Hall: Auditorio Bicentenario
Match duration: **Start:** 15:00 **End:** 17:25 **Total:** 2:25

Teams	Sets	1	2	3	4	5	Total
DOM	3	25	25	18	20	15	103
PUR	2	19	19	25	25	13	101
Set duration		0:32	0:27	0:28	0:28	0:18	2:13

Referees: VILLALOBOS, TATIANA (CRC) & CHARLES, BRIAN (TRI)

DOM • Dominican Republic		1	2	3	4	5	Pts
1	Vargas Annerys (MB)	■	■	■	■	■	13
2	L Fernandez Winifer (L)						
3	Eve Lisvel (OH)			□	□		
4	Fersola Marianne (MB)						
5	L Castillo Brenda (L)	L	L	L	L	L	
6	Dominguez Camil (S)						
7	Marte Niverka (S)	■	■	■	■	■	2
13	Moreno Erasma (OH)					□	
14	Gonzalez Gaila (OP)						
16	Peña Yonkaira (OH)	■	■	■	■	■	17
17	Mamburu Gina (OP)	■	■	■	■	■	14
19	Binet Ana (OH)	□	□		□	■	1
20	Martinez Brayelin (OH)	■	■	■	■	■	19
21	Martinez Jineiry (MB)	■	■	■	■	□	11

Coach: Marcos Kwiek (BRA)
Assistant: Wagner Roberto Rocha (BRA)

PUR • Puerto Rico		1	2	3	4	5	Pts
1	L Seilhamer Debora (L)	L	L	L	L	L	
3	Mojica Vilmarie (S)	■	■	■	■	■	5
6	Rosa Yarimar (OH)			□			
7	Enright Stephanie (OH)	■	■	■	■	■	5
9	Cruz Aurea (OH)	■	■	■	■	■	32
11	Ocasio Karina (OP)	■	■	■	■	■	9
13	Ferrer Shirley (OP)						
14	Valentin Natalia (S)	□	□				
16	Oquendo Alexandra (MB)	■	■	■	■	■	11
18	Morales Lynda (MB)	■	■	■	■	■	13
21	REYES Diana (MB)						
23	Rodriguez Keyla (OH)	□	□				

Coach: Juan Carlos Nunez (PUR)
Assistant: Xiomara Molero (PUR)

TEAMS AND PLAYERS PERFORMANCES

Won Pts	Total Atts	No Name	Scoring Skills	Won Pts	Total Atts	No Name
57	153	Total Team		54	162	Total Team
15	40	20 Martinez Brayelin (OH)	Spike	28	55	9 Cruz Aurea (OH)
15	30	16 Peña Yonkaira (OH)		7	39	11 Ocasio Karina (OP)
16	69	Total Team	Block	19	98	Total Team
4	11	17 Mamburu Gina (OP)		6	25	18 Morales Lynda (MB)
4	18	1 Vargas Annerys (MB)		5	15	16 Oquendo Alexandra (MB)
4	100	Total Team	Serve	2	104	Total Team
2	16	21 Martinez Jineiry (MB)		1	21	18 Morales Lynda (MB)
1	18	1 Vargas Annerys (MB)		1	25	11 Ocasio Karina (OP)
26		Total Team	Opp. error	26		Total Team
103	322	Total Team	Total	101	364	Total Team

19	59	20 Martinez Brayelin (OH)	Best Scorer	32	87	9 Cruz Aurea (OH)
----	----	---------------------------	--------------------	----	----	-------------------

Excellent	Total Atts	No Name	Non scoring Skills	Excellent	Total Atts	No Name
19	96	Total Team		8	100	Total Team
16	31	5 Castillo Brenda (L)	Dig	5	24	1 Seilhamer Debora (L)
1	2	19 Binet Ana (OH)		1	24	11 Ocasio Karina (OP)
56	149	Total Team	Set	40	153	Total Team
49	116	7 Marte Niverka (S)		39	118	3 Mojica Vilmarie (S)
39	101	Total Team	Reception	39	95	Total Team
21	25	5 Castillo Brenda (L)	Success - Faults	15	32	7 Enright Stephanie (OH)
10	39	16 Peña Yonkaira (OH)	# Attempts	10	24	1 Seilhamer Debora (L)

■ Starting line-up Pts = Points scored [nn] = Captain
□ Substitute Atts = Attempts L = Libero
Opp = Opponent





P-2 VOLLEYBALL • Match result



Women's Continental Championship - Olympic Qualif.
Group A

Match: 3 **Date:** 27/09/2015 **Spectators:** 2.500
City: Morelia
Hall: Auditorio Bicentenario
Match duration: **Start:** 18:13 **End:** 20:15 **Total:** 2:02

Teams	Sets	1	2	3	4	5	Total
CUB	2	22	25	25	20	12	104
CAN	3	25	18	22	25	15	105
Set duration		0:23	0:23	0:26	0:23	0:15	1:50

Referees: FIGUEROA, MIGUEL (PUR) & GENITRINI, CHRISTIAN (USA)

CUB • Cuba		1	2	3	4	5	Pts
2	Gracia Regla (OH)	■	■	■	■	■	13
3	Rojas Alena (MB)	■	■	■	■	■	9
5	Hernandez Yamila (S)	■	■	■	■	■	
6	Lescay Daimara (MB)	■	■	■	■	■	11
10	L Borrell Emily (L)	L	L	L	L	L	
11	Moreno Gretell (S)				□		
14	Sanchez Dayami (OH)			□	□		
16	Diaz Yelennis (MB)						
17	Casanova Heidy (OP)						
18	Matienzo Sulian (OH)	■	■	■	■	■	24
19	Alvarez Jennifer (OH)	■	■	■	■	■	22
20	Rodriguez Heidy (OP)			□	□	□	2

Coach: Roberto Garcia (CUB)
Assistant: Luis Oviedo (CUB)

CAN • Canada		1	2	3	4	5	Pts
1	L Guimond Janie (L)	L	L	L	L	L	
3	Page Brittney (OH)						
4	Richey Kyla (OH)	■	■	■	■	■	13
5	Smith Danielle (S)	■	■	■	■	■	
8	Thibeault Jaimie (MB)	■	■	■	■	■	12
9	Love Tabitha (OP)	■	■	■	■	■	21
10	Field Marisa (MB)					□	
12	Cross Jennifer (MB)						
13	Charuk Lucille (MB)	■	■	■	■	■	6
15	Pavan Rebecca (OP)	□	□				
17	L Moncks Kristen (L)						
18	Marcelle Shanice (OH)						
20	Cranston Dana (OH)	■	■	■	■	■	15
22	Cyr Megan (S)	□	□	□	■	■	1

Coach: Arnd Ludwig (CAN)
Assistant: Ryan Ratuszniak (CAN)

TEAMS AND PLAYERS PERFORMANCES

Won Pts	Total Atts	No Name	Scoring Skills	Won Pts	Total Atts	No Name
62	158	Total Team		45	128	Total Team
22	42	18 Matienzo Sulian (OH)	Spike	14	33	9 Love Tabitha (OP)
18	47	19 Alvarez Jennifer (OH)		12	41	20 Cranston Dana (OH)
14	53	Total Team	Block	19	66	Total Team
4	10	6 Lescay Daimara (MB)		6	14	8 Thibeault Jaimie (MB)
3	7	2 Gracia Regla (OH)		6	15	9 Love Tabitha (OP)
5	104	Total Team	Serve	4	105	Total Team
2	11	2 Gracia Regla (OH)		3	22	4 Richey Kyla (OH)
1	20	18 Matienzo Sulian (OH)		1	15	9 Love Tabitha (OP)
23		Total Team	Opp. error	37		Total Team
104	315	Total Team	Total	105	299	Total Team

24	70	18 Matienzo Sulian (OH)	Best Scorer	21	63	9 Love Tabitha (OP)
----	----	-------------------------	--------------------	----	----	---------------------

Excellent	Total Atts	No Name	Non scoring Skills	Excellent	Total Atts	No Name
5	104	Total Team		13	109	Total Team
4	22	10 Borrell Emily (L)	Dig	6	35	1 Guimond Janie (L)
1	12	19 Alvarez Jennifer (OH)		2	12	9 Love Tabitha (OP)
33	158	Total Team	Set	39	138	Total Team
32	135	5 Hernandez Yamila (S)		22	57	5 Smith Danielle (S)
21	98	Total Team	Reception	36	90	Total Team
6	25	10 Borrell Emily (L)	<u>Success - Faults</u>	16	38	20 Cranston Dana (OH)
5	20	18 Matienzo Sulian (OH)	<u># Attempts</u>	11	22	1 Guimond Janie (L)

■ Starting line-up Pts = Points scored [nn] = Captain
□ Substitute Atts = Attempts L = Libero
Opp = Opponent





P-2 VOLLEYBALL • Match result



Women's Continental Championship - Olympic Qualif.
Group B

Match: 4 **Date:** 27/09/2015 **Spectators:** 2.800
City: Morelia
Hall: Auditorio Bicentenario
Match duration: Start: 21:53 End: 23:14 Total: 1:21

Teams	Sets	1	2	3	4	5	Total
MEX	3	25	25	25			75
TRI	0	16	12	23			51
Set duration		0:24	0:23	0:28			1:15

Referees: CAMERON, ANDREW (CAN) & MOREL, PEDRO (CUB)

MEX • Mexico		1	2	3	4	5	Pts
1	Leon Gema (MB)	■	■	□			3
2	L Lopez Lizette (L)	L	L	L			
3	Resendiz Claudia (S)	□					
4	Garcia Kathya (OH)	□					
5	Rangel Andrea (OH)	■	■	■			14
6	L Lopez Freda (L)						
7	Flores Karina (MB)		□	■			1
8	Carranza Dulce (OP)	■	■	■			14
9	Segura Alejandra (OH)		□	□			2
10	Sainz Lizbeth (OH)	■	■	■			1
13	Moreno Monica (MB)	■	■	■			6
18	Hernandez Yazmín (S)	■	■	■			
19	Rodriguez Maria Fernanda (OP)	□					2
20	Amaro Alondra (MB)						

Coach: Azair Jorge (MEX)
Assistant: Vasquez, Luis (MEX)

TRI • Trinidad & Tobago		1	2	3	4	5	Pts
1	Floyd Hannah (OP)						
3	Thompson Channon (OH)	■	■	■			9
5	Yearwood Shontelle (OH)	□					
6	Jack Sinead (MB)	■	■	■			6
7	Joseph Asia (S)	□	□				
8	Ramdin Darlene (OH)	■	■	■			4
9	Sutherland Kerdisha (MB)	■					
11	L Olton Afesha (L)	L	L	L			
12	Forde Renele (S)	■	■	■			4
14	Wallace Rejeanne (MB)	□	■	■			2
16	Esdelle Krystle (OP)	■	■	■			6
17	De Four Shernice (OH)						

Coach: Idalmis Gato (CUB)
Assistant: Francisco Cruz (CUB)

TEAMS AND PLAYERS PERFORMANCES

Won Pts	Total Atts	No Name	Scoring Skills	Won Pts	Total Atts	No Name
29	82	Total Team		26	92	Total Team
13	23	8 Carranza Dulce (OP)	Spike	8	24	3 Thompson Channon (OH)
11	24	5 Rangel Andrea (OH)		6	26	16 Esdelle Krystle (OP)
9	28	Total Team	Block	5	49	Total Team
4	8	13 Moreno Monica (MB)		2	10	6 Jack Sinead (MB)
2	6	1 Leon Gema (MB)		1	5	3 Thompson Channon (OH)
5	73	Total Team	Serve	0	53	Total Team
2	23	5 Rangel Andrea (OH)				
2	8	13 Moreno Monica (MB)				
32		Total Team	Opp. error	20		Total Team
75	183	Total Team	Total	51	194	Total Team

14	51	5 Rangel Andrea (OH)	Best Scorer	9	39	3 Thompson Channon (OH)
----	----	----------------------	--------------------	---	----	-------------------------

Excellent	Total Atts	No Name	Non scoring Skills	Excellent	Total Atts	No Name
10	52	Total Team		2	62	Total Team
7	17	2 Lopez Lizette (L)	Dig	1	2	14 Wallace Rejeanne (MB)
1	6	8 Carranza Dulce (OP)		1	10	3 Thompson Channon (OH)
13	72	Total Team	Set	17	89	Total Team
13	59	18 Hernandez Yazmín (S)		16	61	12 Forde Renele (S)
18	46	Total Team	Reception	15	61	Total Team
8	15	2 Lopez Lizette (L)	Success - Faults	9	35	3 Thompson Channon (OH)
5	13	10 Sainz Lizbeth (OH)	# Attempts	5	21	11 Olton Afesha (L)

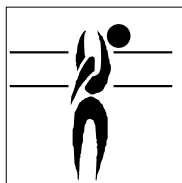
■ Starting line-up Pts = Points scored [nn] = Captain
□ Substitute Atts = Attempts L = Libero
Opp = Opponent





P-5 VOLLEYBALL • Players ranking by skills

Women's Continental Championship - Olympic Qualif.



Best Scorers

Rk	No	Name	Team	Spike	Block	Serve	Total
1	9	Cruz Aurea (OH)	PUR	28	4	0	32
2	18	Matienzo Sulian (OH)	CUB	22	1	1	24
3	19	Alvarez Jennifer (OH)	CUB	18	3	1	22
4	9	Love Tabitha (OP)	CAN	14	6	1	21
5	20	Martinez Brayelin (OH)	DOM	15	4	0	19
6	16	Peña Yonkaira (OH)	DOM	15	1	1	17
7	20	Cranston Dana (OH)	CAN	12	3	0	15
8	8	Carranza Dulce (OP)	MEX	13	1	0	14
8	5	Rangel Andrea (OH)	MEX	11	1	2	14
8	17	Mambro Gina (OP)	DOM	10	4	0	14
11	4	Richey Kyla (OH)	CAN	10	0	3	13
11	1	Vargas Annerys (MB)	DOM	8	4	1	13
11	2	Gracia Regla (OH)	CUB	8	3	2	13
11	18	Morales Lynda (MB)	PUR	6	6	1	13
15	8	Thibeault Jaimie (MB)	CAN	6	6	0	12
16	6	Lescay Daimara (MB)	CUB	7	4	0	11
16	16	Oquendo Alexandra (MB)	PUR	6	5	0	11
16	21	Martinez Jineiry (MB)	DOM	6	3	2	11
19	16	Akinradewo Foluke (MB)	USA	7	1	2	10
20	3	Thompson Channon (OH)	TRI	8	1	0	9
20	3	Rojas Alena (MB)	CUB	7	2	0	9
20	11	Ocasio Karina (OP)	PUR	7	1	1	9
23	23	Robinson Kelsey (OH)	USA	6	1	1	8
23	22	Adams Rachael (MB)	USA	3	2	3	8
25	12	Sayles Tatiana (OP)	CRC	6	0	0	6
25	16	Hines Mijal (OP)	CRC	6	0	0	6
25	16	Esdelle Krystle (OP)	TRI	6	0	0	6
25	6	Jack Sinead (MB)	TRI	4	2	0	6
25	18	Sibaja Evelyn (OH)	CRC	4	0	2	6
25	13	Moreno Monica (MB)	MEX	0	4	2	6
25	13	Charuk Lucille (MB)	CAN	3	3	0	6
32	14	Fonseca Irene (S)	CRC	4	1	0	5
32	25	Lowe Karsta (OP)	USA	4	1	0	5
32	21	Dixon Tetori (MB)	USA	3	1	1	5
32	7	Enright Stephanie (OH)	PUR	5	0	0	5
32	3	Mojica Vilmarie (S)	PUR	2	3	0	5
37	8	Ramdin Darlene (OH)	TRI	3	1	0	4
37	12	Forde Renele (S)	TRI	3	1	0	4
37	10	Larson-Burbach Jordan (OH)	USA	1	1	2	4
40	15	Carazo Tania (OH)	CRC	2	1	0	3
40	1	Leon Gema (MB)	MEX	1	2	0	3
42	11	Easy Megan (OH)	USA	2	0	0	2
42	14	Fawcett Nicole (OP)	USA	2	0	0	2
42	24	Vansant Krista (OH)	USA	2	0	0	2
42	14	Wallace Rejeanne (MB)	TRI	2	0	0	2
42	9	Segura Alejandra (OH)	MEX	2	0	0	2
42	8	Gibbemeyer Lauren (MB)	USA	1	1	0	2
42	19	Rodriguez Maria Fernanda (OP)	MEX	1	1	0	2
42	7	Marte Niverka (S)	DOM	2	0	0	2
42	20	Rodriguez Heidi (OP)	CUB	0	1	1	2
Total tournament				326	93	32	451





P-5 VOLLEYBALL • Players ranking by skills

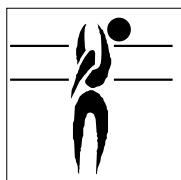
Women's Continental Championship - Olympic Qualif.



Best Spikers

Limit: 15.00%

Rk	No	Name	Team	Spikes	Faults	Shots	Total Attempts	Succ. %
1	8	Carranza Dulce (OP)	MEX	13	2	8	23	56.52
2	18	Matienzo Sulian (OH)	CUB	22	9	11	42	52.38
3	9	Cruz Aurea (OH)	PUR	28	8	19	55	50.91
4	16	Peña Yonkaira (OH)	DOM	15	5	10	30	50.00
5	23	Robinson Kelsey (OH)	USA	6	3	4	13	46.15
6	5	Rangel Andrea (OH)	MEX	11	3	10	24	45.83
7	9	Love Tabitha (OP)	CAN	14	5	14	33	42.42
8	19	Alvarez Jennifer (OH)	CUB	18	8	21	47	38.30
9	20	Martinez Brayelin (OH)	DOM	15	5	20	40	37.50
10	12	Sayles Tatiana (OP)	CRC	6	3	8	17	35.29
Total Tournament				326	156	437	919	35.47



Best Blockers

Rk	No	Name	Team	Kill Blocks	Faults	Rebounds	Total Attempts	Avg. by set
1	13	Moreno Monica (MB)	MEX	4	1	3	8	1.33
2	8	Thibeault Jaimie (MB)	CAN	6	1	7	14	1.20
3	9	Love Tabitha (OP)	CAN	6	4	5	15	1.20
4	18	Morales Lynda (MB)	PUR	6	9	10	25	1.20
5	16	Oquendo Alexandra (MB)	PUR	5	4	6	15	1.00
6	17	Mambro Gina (OP)	DOM	4	2	5	11	0.80
7	9	Cruz Aurea (OH)	PUR	4	4	7	15	0.80
8	1	Vargas Annerys (MB)	DOM	4	6	8	18	0.80
8	20	Martinez Brayelin (OH)	DOM	4	3	2	9	0.80
10	6	Lescay Daimara (MB)	CUB	4	4	2	10	0.80
Total Tournament				93	125	201	419	5.81



Best Servers


Rk	No	Name	Team	Aces	Faults	Serve Hits	Total Attempts	Avg. by set
1	22	Adams Rachael (MB)	USA	3	-	7	10	1.00
2	16	Akinradewo Foluke (MB)	USA	2	-	9	11	0.67
3	10	Larson-Burbach Jordan (OH)	USA	2	1	11	14	0.67
4	5	Rangel Andrea (OH)	MEX	2	2	19	23	0.67
5	13	Moreno Monica (MB)	MEX	2	1	5	8	0.67
6	18	Sibaja Evelyn (OH)	CRC	2	3	6	11	0.67
7	4	Richey Kyla (OH)	CAN	3	2	17	22	0.60
8	21	Martinez Jineiry (MB)	DOM	2	-	14	16	0.40
9	2	Gracia Regla (OH)	CUB	2	2	7	11	0.40
10	18	Kreklow Molly (S)	USA	1	1	9	11	0.33
Total Tournament				32	66	555	653	2.00





P-5 VOLLEYBALL • Players ranking by skills

Women's Continental Championship - Olympic Qualif.




Best Diggers

Rk	No	Name	Team	Digs	Faults	Receptions	Total Attempts	Avg. by set
1	5	Castillo Brenda (L)	DOM	16	6	9	31	3.20
2	2	Lopez Lizette (L)	MEX	7	6	4	17	2.33
3	1	Guimond Janie (L)	CAN	6	15	14	35	1.20
4	23	Robinson Kelsey (OH)	USA	3	-	1	4	1.00
5	1	Seilhamer Debora (L)	PUR	5	6	13	24	1.00
6	10	Borrell Emily (L)	CUB	4	8	10	22	0.80
7	9	Love Tabitha (OP)	CAN	2	2	8	12	0.40
8	4	Richey Kyla (OH)	CAN	2	6	11	19	0.40
9	8	Carranza Dulce (OP)	MEX	1	-	5	6	0.33
9	14	Wallace Rejeanne (MB)	TRI	1	-	1	2	0.33
Total Tournament				62	205	349	616	3.88



Best Setters

Rk	No	Name	Team	Running Sets	Faults	Still Sets	Total Attempts	Avg. by set
1	7	Marte Niverka (S)	DOM	49	2	65	116	9.80
2	3	Mojica Vilmarie (S)	PUR	39	1	78	118	7.80
3	5	Hernandez Yamila (S)	CUB	32	1	102	135	6.40
4	12	Forde Renele (S)	TRI	16	1	44	61	5.33
5	5	Smith Danielle (S)	CAN	22	2	33	57	4.40
6	18	Hernandez Yazmín (S)	MEX	13	-	46	59	4.33
7	22	Cyr Megan (S)	CAN	13	2	49	64	2.60
8	14	Fonseca Irene (S)	CRC	7	1	38	46	2.33
9	18	Kreklow Molly (S)	USA	6	-	20	26	2.00
10	5	Castillo Brenda (L)	DOM	5	-	16	21	1.00
Total Tournament				216	24	664	904	13.50



Best Receivers

Limit: 20.00%


Rk	No	Name	Team	Excellents	Faults	Serve Receptions	Total Attempts	Eff. %
1	5	Castillo Brenda (L)	DOM	21	2	2	25	76.00
2	2	Lopez Lizette (L)	MEX	8	-	7	15	53.33
3	20	Cranston Dana (OH)	CAN	16	-	22	38	42.11
4	7	Enright Stephanie (OH)	PUR	15	2	15	32	40.63
5	10	Sainz Lizbeth (OH)	MEX	5	-	8	13	38.46
6	1	Seilhamer Debora (L)	PUR	10	1	13	24	37.50
7	9	Cruz Aurea (OH)	PUR	14	2	18	34	35.29
8	1	Guimond Janie (L)	CAN	11	4	7	22	31.82
9	5	Rangel Andrea (OH)	MEX	5	-	13	18	27.78
10	23	Robinson Kelsey (OH)	USA	2	-	6	8	25.00
Total Tournament				180	40	371	591	23.69





P-5 VOLLEYBALL • Players ranking by skills

Women's Continental Championship - Olympic Qualif.



Best Liberos

Rk	No	Name	Team	Excellents	Faults	In play	Total attempts	Avg. by set
1	5	Castillo Brenda (L)	DOM	37	8	11	56	7.40
2	2	Lopez Lizette (L)	MEX	15	6	11	32	5.00
3	1	Guimond Janie (L)	CAN	17	19	21	57	3.40
4	1	Seilhamer Debora (L)	PUR	15	7	26	48	3.00
5	10	Borrell Emily (L)	CUB	10	9	28	47	2.00
6	11	Olton Afesha (L)	TRI	5	7	22	34	1.67
7	3	Murillo Viviana (L)	CRC	2	7	12	21	0.67
8	2	Banwarth Kayla (L)	USA	1	1	11	13	0.33
9	2	Fernandez Winifer (L)	DOM					
10	6	Lopez Freda (L)	MEX					





P-6 VOLLEYBALL • Teams ranking by skills

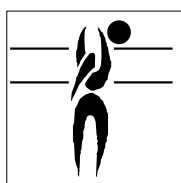
Women's Continental Championship - Olympic Qualif.



Best Spikers

Limit: 15.00%

Rk	Team	Spikes	Faults	Shots	Total Attempts	Succ. %
1	USA United States of America	31	8	24	63	49.21
2	CUB Cuba	62	32	64	158	39.24
3	DOM Dominican Republic	57	20	76	153	37.25
4	MEX Mexico	29	9	44	82	35.37
5	CAN Canada	45	21	62	128	35.16
6	PUR Puerto Rico	54	31	77	162	33.33
7	TRI Trinidad & Tobago	26	16	50	92	28.26
8	CRC Costa Rica	22	19	40	81	27.16
Total Tournament		326	156	437	919	35.47



Best Blockers

Rk	Team	Kill Blocks	Faults	Rebounds	Total Attempts	Avg. by set
1	CAN Canada	19	16	31	66	3.80
1	PUR Puerto Rico	19	35	44	98	3.80
3	DOM Dominican Republic	16	20	33	69	3.20
4	MEX Mexico	9	6	13	28	3.00
4	USA United States of America	9	11	19	39	3.00
6	CUB Cuba	14	15	24	53	2.80
7	TRI Trinidad & Tobago	5	16	28	49	1.67
8	CRC Costa Rica	2	6	9	17	0.67
Total Tournament		93	125	201	419	5.81



Best Servers


Rk	Team	Aces	Faults	Serve Hits	Total Attempts	Avg. by set
1	USA United States of America	10	5	58	73	3.33
2	MEX Mexico	5	11	57	73	1.67
3	CUB Cuba	5	13	86	104	1.00
4	CAN Canada	4	5	96	105	0.80
4	DOM Dominican Republic	4	10	86	100	0.80
6	CRC Costa Rica	2	9	30	41	0.67
7	PUR Puerto Rico	2	5	97	104	0.40
8	TRI Trinidad & Tobago	-	8	45	53	
Total Tournament		32	66	555	653	2.00





P-6 VOLLEYBALL • Teams ranking by skills

Women's Continental Championship - Olympic Qualif.



Best Diggers

Rk	Team	Digs	Faults	Receptions	Total Attempts	Avg. by set
1	DOM Dominican Republic	19	35	42	96	3.80
2	MEX Mexico	10	18	24	52	3.33
3	CAN Canada	13	43	53	109	2.60
4	PUR Puerto Rico	8	25	67	100	1.60
5	USA United States of America	4	9	29	42	1.33
6	CUB Cuba	5	34	65	104	1.00
7	TRI Trinidad & Tobago	2	21	39	62	0.67
8	CRC Costa Rica	1	20	30	51	0.33
Total Tournament		62	205	349	616	3.88



Best Setters

Rk	Team	Running Sets	Faults	Still Sets	Total Attempts	Avg. by set
1	DOM Dominican Republic	56	3	90	149	11.20
2	PUR Puerto Rico	40	2	111	153	8.00
3	CAN Canada	39	5	94	138	7.80
4	CUB Cuba	33	1	124	158	6.60
5	TRI Trinidad & Tobago	17	5	67	89	5.67
6	MEX Mexico	13	-	59	72	4.33
7	CRC Costa Rica	10	6	67	83	3.33
8	USA United States of America	8	2	52	62	2.67
Total Tournament		216	24	664	904	13.50



Best Receivers

Limit: 20.00%

Rk	Team	Excellents	Faults	Serve Receptions	Total Attempts	Eff. %
1	MEX Mexico	18	-	28	46	39.13
2	PUR Puerto Rico	39	6	50	95	34.74
3	DOM Dominican Republic	39	4	58	101	34.65
4	CAN Canada	36	8	46	90	31.11
5	TRI Trinidad & Tobago	15	5	41	61	16.39
6	CUB Cuba	21	5	72	98	16.33
7	USA United States of America	5	3	24	32	6.25
8	CRC Costa Rica	7	9	52	68	
Total Tournament		180	40	371	591	23.69



M4 MEX v TRI

Mexico downs Trinidad and Tobago in their debut

MORELIA, Mexico, September 27, 2015. - Mexico downed Trinidad and Tobago 3-0 (25-16, 25-12, 25-23) in their debut at the Women's NORCECA Championship at Bicentenario Auditorium of Morelia, Michoacan.

Mexico began with a solid performance as they held a comfortable lead in the first and second sets while Trinidad and Tobago engaged in numerous unforced errors. Trinidad and Tobago took Mexico by surprise with a four point lead (18-14) in the third set, but the hosts managed to recover as they recovered to finish in three sets.

Mexico led in spikes (29-26), blocks (9-4) and aces (5-0). Mexico scored thru 32 errors from their opponents while committing 20.

Outside Hitter Andrea Rangel and Opposite Dulce Carranza led Mexico's scorers with 14 points apiece; while Channon Thompson was Trinidad and Tobago's top scorer with 9 points.

Mexico (1-0) will meet Puerto Rico (0-1) while Trinidad and Tobago (0-1) faces Dominican Republic (1-0) as pool-play continues on Monday.

Dulce Carranza captain of Mexico said "our expectations were to finish in three sets to earn five points, if we want to reach the next round we must win our pool or en in second place; every match is important".

Mexico's coach Jorge Azair said "I am glad to start the tournament with a win, this gives the team confidence. In the third set our serves weren't too effective, giving them more opportunities. The important thing is to have won in three sets as we planned".

Renel Forde captain of Trinidad and Tobago explained that her team is going thru a transition "we have five new players and they obviously need to grow; our players that play overseas didn't have time to adjust with them for the tournament, so there are a lot of issued to work on, like chemistry and connection. We are not happy with the result".

Coach Idalmis Gato said "the new players had a lot of pressure to perform in front of a large crowd and dealing with their first international experience. Our goal is set on our won development, improving step by step as we have a new generation. Mexico was much stronger than the last time that we faced them".

México domina a Trinidad y Tobago en su debut

MORELIA, México, 27 de septiembre de 2015.- México dominó a Trinidad y Tobago 3-0 (25-16, 25-12, 25-23) en su debut en el Campeonato NORCECA Femenino en el Auditorio Bicentenario de Morelia, Michoacán.

México arrancó con un desempeño sólido y con una ventaja cómoda en el primer y segundo

set, mientras que Trinidad y Tobago cometieron varios errores no forzados. Trinidad y Tobago sorprendió a México con una ventaja de cuatro puntos (18-14) en el tercer set, pero las anfitrionas se recuperaron para cerrar en tres sets.

México superó en ataque (29-26), bloqueo (9-4) y en puntos de servicio (5-0). México anotó a través de 32 errores de su rival y cometió 20 errores.

La Atacante Andrea Rangel y la Opuesta Dulce Carranza encabezaron a México con 14 puntos cada una; en tanto que Channon Thompson fue la mejor anotadora de Trinidad y Tobago con 9 puntos.

México (1-0) se enfrentará a Puerto Rico (0-1) mientras que Trinidad y Tobago (0-1) se medirá con República Dominicana (1-0) cuando continúe la ronda de grupos el lunes.

Mexico (1-0) will meet Puerto Rico (0-1) while Trinidad and Tobago (0-1) faces Dominican Republic (1-0) as pool-play continues.

Dulce Carranza capitana de México dijo “nuestra expectativa era finalizar en tres sets para ganar cinco puntos, si queremos llegar a la siguiente ronda debemos ganar nuestro grupo o finalizar segundas; cada juego es importante”.

El entrenador de México, Jorge Azair dijo “estoy contento de iniciar ganando, esto le da mayor seguridad al equipo. En el tercer set aflojamos el servicio, otorgándoles a ellas más oportunidades. Lo importante es haber ganado en tres sets como lo planeamos”.

Renel Forde capitana de Trinidad y Tobago explicó que su equipo está en una etapa de transición “contamos con cinco jugadoras nuevas y obviamente necesitan crecer; nuestras jugadoras que juegan en el extranjero no tuvieron tiempo de adaptarse con ellas, así que hay aspectos que trabajar, como química y conexión. No estamos contentas con el resultado”.

La entrenadora Idalmis Gato dijo “las jugadoras nuevas tuvieron mucha presión al jugar enfrente de tanto público además de ser su primera experiencia internacional. La meta es nuestro propio desarrollo, mejorar paso a paso porque es una nueva generación. México lució más fuerte que la última vez que nos enfrentamos”.