



P-3 VOLLEYBALL • Match players ranking




Women's Continental Championship - Olympic Qualif.
Group B

Match: 6 **Date:** 28/09/2015 **Spectators:** 400
City: Morelia
Hall: Auditorio Bicentenario
Match duration: Start: 16:02 End: 17:20 Total: 1:18

Teams	Sets	1	2	3	4	5	Total
TRI	0	16	14	17			47
DOM	3	25	25	25			75
Set duration		0:25	0:22	0:25			1:12


TRI • Trinidad & Tobago



Spike

Succ. %
Limit: 15.00%

Rk	No	Name	Spikes	Faults	Shots	Total Attempts	Note
1	3	Thompson Channon (OH)	11	3	10	24	45.83
2	16	Esdelle Krystle (OP)	5	7	14	26	19.23
-	6	Jack Sinead (MB)	2	-	7	9	
-	8	Ramdin Darlene (OH)	3	1	5	9	
-	5	Yearwood Shontelle (OH)	2	-	4	6	
-	12	Forde Renele (S)	-	1	3	4	
-	9	Sutherland Kerdisha (MB)	1	-	2	3	
-	14	Wallace Rejeanne (MB)	-	2	-	2	
-	1	Floyd Hannah (OP)	-	-	-	-	
-	7	Joseph Asia (S)	-	-	-	-	
-	11	Olton Afesha (L)	-	-	-	-	
-	17	De Four Shernice (OH)	-	-	-	-	
Others			-	-	-	-	
Total Team			24	14	45	83	28.92



Block

Avg. by set

Rk	No	Name	Kill Blocks	Faults	Rebounds	Total Attempts	Note
1	8	Ramdin Darlene (OH)	4	1	3	8	1.33
2	6	Jack Sinead (MB)	2	2	1	5	0.67
3	12	Forde Renele (S)	1	1	2	4	0.33
3	16	Esdelle Krystle (OP)	1	5	2	8	0.33
3	3	Thompson Channon (OH)	1	2	-	3	0.33
-	1	Floyd Hannah (OP)	-	-	-	-	
-	7	Joseph Asia (S)	-	-	-	-	
-	11	Olton Afesha (L)	-	-	-	-	
-	17	De Four Shernice (OH)	-	-	-	-	
-	9	Sutherland Kerdisha (MB)	-	1	2	3	
-	5	Yearwood Shontelle (OH)	-	1	-	1	
-	14	Wallace Rejeanne (MB)	-	1	-	1	
Others			-	-	-	-	
Total Team			9	14	10	33	3.00





P-3 VOLLEYBALL • Match players ranking




Women's Continental Championship - Olympic Qualif.
Group B

Match: 6 **Date:** 28/09/2015 **Spectators:** 400
City: Morelia
Hall: Auditorio Bicentenario
Match duration: **Start:** 16:02 **End:** 17:20 **Total:** 1:18

Teams	Sets	1	2	3	4	5	Total
TRI	0	16	14	17			47
DOM	3	25	25	25			75
Set duration		0:25	0:22	0:25			1:12

TRI • Trinidad & Tobago

Rk	No	Name	Aces	Faults	Serve Hits	Total Attempts	Note
1	12	Forde Renele (S)	1	2	7	10	0.33
-	1	Floyd Hannah (OP)	-	-	-	-	
-	5	Yearwood Shontelle (OH)	-	-	3	3	
-	9	Sutherland Kerdisha (MB)	-	-	1	1	
-	11	Olton Afesha (L)	-	-	-	-	
-	14	Wallace Rejeanne (MB)	-	-	1	1	
-	16	Esdelle Krystle (OP)	-	-	6	6	
-	17	De Four Shernice (OH)	-	-	-	-	
-	8	Ramdin Darlene (OH)	-	2	9	11	
-	6	Jack Sinead (MB)	-	1	3	4	
-	3	Thompson Channon (OH)	-	3	8	11	
-	7	Joseph Asia (S)	-	1	-	1	
Others			-	-	-	-	
Total Team			1	9	38	48	0.33




Serve

Avg. by set

Team	Opponent errors & Team faults	Aces	Faults	Serve Hits	Total Attempts	Note
	Opponent errors & Team faults	13	5		18	

Rk	No	Name	Digs	Faults	Receptions	Total Attempts	Note
-	1	Floyd Hannah (OP)	-	-	-	-	
-	7	Joseph Asia (S)	-	-	-	-	
-	9	Sutherland Kerdisha (MB)	-	-	-	-	
-	11	Olton Afesha (L)	-	-	-	-	
-	17	De Four Shernice (OH)	-	-	-	-	
-	16	Esdelle Krystle (OP)	-	1	5	6	
-	6	Jack Sinead (MB)	-	2	4	6	
-	3	Thompson Channon (OH)	-	5	7	12	
-	12	Forde Renele (S)	-	5	6	11	
-	8	Ramdin Darlene (OH)	-	4	3	7	
-	5	Yearwood Shontelle (OH)	-	5	1	6	
-	14	Wallace Rejeanne (MB)	-	1	-	1	
Others			-	-	-	-	
Total Team			-	23	26	49	



Dig

Avg. by set





P-3 VOLLEYBALL • Match players ranking




Women's Continental Championship - Olympic Qualif.
Group B

Match: 6 **Date:** 28/09/2015 **Spectators:** 400
City: Morelia
Hall: Auditorio Bicentenario
Match duration: **Start:** 16:02 **End:** 17:20 **Total:** 1:18

Teams	Sets	1	2	3	4	5	Total
TRI	0	16	14	17			47
DOM	3	25	25	25			75
Set duration		0:25	0:22	0:25			1:12




TRI • Trinidad & Tobago



Set

Avg. by set

Rk	No	Name	Running Sets	Faults	Still Sets	Total Attempts	Note
1	12	Forde Renele (S)	8	1	51	60	2.67
-	1	Floyd Hannah (OP)	-	-	-	-	
-	3	Thompson Channon (OH)	-	-	3	3	
-	5	Yearwood Shontelle (OH)	-	-	1	1	
-	6	Jack Sinead (MB)	-	-	-	-	
-	7	Joseph Asia (S)	-	-	-	-	
-	8	Ramdin Darlene (OH)	-	-	5	5	
-	9	Sutherland Kerdisha (MB)	-	-	-	-	
-	11	Olton Afesha (L)	-	-	-	-	
-	16	Esdelle Krystle (OP)	-	-	8	8	
-	17	De Four Shernice (OH)	-	-	-	-	
-	14	Wallace Rejeanne (MB)	-	1	-	1	
Others			-	-	-	-	
Total Team			8	2	68	78	2.67



Reception

Eff. %
Limit: 20.00%

Rk	No	Name	Excellents	Faults	Serve Receptions	Total Attempts	Note
1	3	Thompson Channon (OH)	3	1	16	20	10.00
-	14	Wallace Rejeanne (MB)	2	1	2	5	
-	16	Esdelle Krystle (OP)	1	-	3	4	
-	17	De Four Shernice (OH)	-	-	2	2	
-	12	Forde Renele (S)	-	-	1	1	
-	1	Floyd Hannah (OP)	-	-	-	-	
-	7	Joseph Asia (S)	-	-	-	-	
-	11	Olton Afesha (L)	-	-	-	-	
-	8	Ramdin Darlene (OH)	-	1	20	21	
-	5	Yearwood Shontelle (OH)	-	3	9	12	
-	6	Jack Sinead (MB)	-	1	1	2	
-	9	Sutherland Kerdisha (MB)	-	1	-	1	
Others			-	-	-	-	
Total Team			6	8	54	68	





P-3 VOLLEYBALL • Match players ranking



Women's Continental Championship - Olympic Qualif.


Group B

Match: 6 **Date:** 28/09/2015 **Spectators:** 400
City: Morelia
Hall: Auditorio Bicentenario
Match duration: Start: 16:02 End: 17:20 Total: 1:18

Teams	Sets	1	2	3	4	5	Total
TRI	0	16	14	17			47
DOM	3	25	25	25			75
Set duration		0:25	0:22	0:25			1:12




DOM • Dominican Republic



Spike

Succ. %
Limit: 15.00%

Rk	No	Name	Spikes	Faults	Shots	Total Attempts	Note
1	13	Moreno Erasma (OH)	5	6	11	22	22.73
-	3	Eve Lisvel (OH)	4	2	3	9	
-	14	Gonzalez Gaila (OP)	4	-	4	8	
-	16	Peña Yonkaira (OH)	6	1	1	8	
-	1	Vargas Annerys (MB)	4	1	2	7	
-	4	Fersola Marianne (MB)	3	-	2	5	
-	17	Mambro Gina (OP)	2	-	1	3	
-	7	Marte Niverka (S)	1	-	1	2	
-	5	Castillo Brenda (L)	-	-	1	1	
-	19	Binet Ana (OH)	-	-	1	1	
-	2	Fernandez Winifer (L)	-	-	-	-	
-	6	Dominguez Camil (S)	-	-	-	-	
-	20	Martinez Brayelin (OH)	-	-	-	-	
-	21	Martinez Jineiry (MB)	-	-	-	-	
Others			-	-	-	-	
Total Team			29	10	27	66	43.94



Block

Avg. by set

Rk	No	Name	Kill Blocks	Faults	Rebounds	Total Attempts	Note
1	14	Gonzalez Gaila (OP)	2	-	2	4	0.67
1	1	Vargas Annerys (MB)	2	4	3	9	0.67
3	4	Fersola Marianne (MB)	1	-	4	5	0.33
3	13	Moreno Erasma (OH)	1	-	4	5	0.33
3	16	Peña Yonkaira (OH)	1	1	4	6	0.33
3	7	Marte Niverka (S)	1	1	3	5	0.33
-	2	Fernandez Winifer (L)	-	-	-	-	
-	5	Castillo Brenda (L)	-	-	-	-	
-	6	Dominguez Camil (S)	-	-	-	-	
-	17	Mambro Gina (OP)	-	-	-	-	
-	19	Binet Ana (OH)	-	-	-	-	
-	20	Martinez Brayelin (OH)	-	-	-	-	
-	21	Martinez Jineiry (MB)	-	-	-	-	
-	3	Eve Lisvel (OH)	-	3	3	6	
Others			-	-	-	-	
Total Team			8	9	23	40	2.67





P-3 VOLLEYBALL • Match players ranking



Women's Continental Championship - Olympic Qualif.

Group B

Match: 6 **Date:** 28/09/2015 **Spectators:** 400

City: Morelia

Hall: Auditorio Bicentenario


Match duration: **Start:** 16:02 **End:** 17:20 **Total:** 1:18

Teams	Sets	1	2	3	4	5	Total
TRI	0	16	14	17			47
DOM	3	25	25	25			75
Set duration		0:25	0:22	0:25			1:12



DOM • Dominican Republic

Rk	No	Name	Aces	Faults	Serve Hits	Total Attempts	Note
1	7	Marte Niverka (S)	2	1	14	17	0.67
2	1	Vargas Annerys (MB)	1	-	8	9	0.33
2	4	Fersola Marianne (MB)	1	1	15	17	0.33
2	16	Peña Yonkaira (OH)	1	1	5	7	0.33
2	14	Gonzalez Gaila (OP)	1	2	6	9	0.33
-	2	Fernandez Winifer (L)	-	-	-	-	
-	3	Eve Lisvel (OH)	-	-	2	2	
-	5	Castillo Brenda (L)	-	-	-	-	
-	6	Dominguez Camil (S)	-	-	1	1	
-	13	Moreno Erasma (OH)	-	-	10	10	
-	17	Mambro Gina (OP)	-	-	1	1	
-	19	Binet Ana (OH)	-	-	1	1	
-	20	Martinez Brayelin (OH)	-	-	-	-	
-	21	Martinez Jineiry (MB)	-	-	-	-	
Others			-	-	-	-	
Total Team			6	5	63	74	2.00




Serve

Avg. by set

Team	Opponent errors & Team faults	Aces	Faults	Serve Hits	Total Attempts	Note
	Opponent errors & Team faults	32	2		34	

Rk	No	Name	Digs	Faults	Receptions	Total Attempts	Note
1	5	Castillo Brenda (L)	6	-	6	12	2.00
2	2	Fernandez Winifer (L)	1	1	6	8	0.33
-	1	Vargas Annerys (MB)	-	-	1	1	
-	16	Peña Yonkaira (OH)	-	-	4	4	
-	17	Mambro Gina (OP)	-	-	2	2	
-	19	Binet Ana (OH)	-	-	1	1	
-	20	Martinez Brayelin (OH)	-	-	-	-	
-	21	Martinez Jineiry (MB)	-	-	-	-	
-	3	Eve Lisvel (OH)	-	1	3	4	
-	6	Dominguez Camil (S)	-	1	2	3	
-	14	Gonzalez Gaila (OP)	-	2	4	6	
-	13	Moreno Erasma (OH)	-	3	3	6	
-	4	Fersola Marianne (MB)	-	4	3	7	
-	7	Marte Niverka (S)	-	6	1	7	
Others			-	-	-	-	
Total Team			7	18	36	61	2.33



Dig

Avg. by set





P-3 VOLLEYBALL • Match players ranking



Women's Continental Championship - Olympic Qualif.


Group B

Match: 6 **Date:** 28/09/2015 **Spectators:** 400
City: Morelia
Hall: Auditorio Bicentenario
Match duration: Start: 16:02 End: 17:20 Total: 1:18

Teams	Sets	1	2	3	4	5	Total
TRI	0	16	14	17			47
DOM	3	25	25	25			75
Set duration		0:25	0:22	0:25			1:12




DOM • Dominican Republic



Set

Avg. by set

Rk	No	Name	Running Sets	Faults	Still Sets	Total Attempts	Note
1	7	Marte Niverka (S)	6	-	44	50	2.00
2	6	Dominguez Camil (S)	1	-	4	5	0.33
-	1	Vargas Annerys (MB)	-	-	1	1	
-	2	Fernandez Winifer (L)	-	-	-	-	
-	3	Eve Lisvel (OH)	-	-	1	1	
-	4	Fersola Marianne (MB)	-	-	1	1	
-	5	Castillo Brenda (L)	-	-	5	5	
-	13	Moreno Erasma (OH)	-	-	1	1	
-	14	Gonzalez Gaila (OP)	-	-	2	2	
-	16	Peña Yonkaira (OH)	-	-	-	-	
-	17	Mambro Gina (OP)	-	-	1	1	
-	19	Binet Ana (OH)	-	-	-	-	
-	20	Martinez Brayelin (OH)	-	-	-	-	
-	21	Martinez Jineiry (MB)	-	-	-	-	
Others			-	-	-	-	
Total Team			7	-	60	67	2.33



Reception

Eff. %
Limit: 20.00%

Rk	No	Name	Excellents	Faults	Serve Receptions	Total Attempts	Note
1	13	Moreno Erasma (OH)	4	1	13	18	16.67
-	2	Fernandez Winifer (L)	1	-	4	5	
-	3	Eve Lisvel (OH)	-	-	2	2	
-	19	Binet Ana (OH)	-	-	2	2	
-	5	Castillo Brenda (L)	-	-	1	1	
-	1	Vargas Annerys (MB)	-	-	-	-	
-	4	Fersola Marianne (MB)	-	-	-	-	
-	6	Dominguez Camil (S)	-	-	-	-	
-	14	Gonzalez Gaila (OP)	-	-	-	-	
-	17	Mambro Gina (OP)	-	-	-	-	
-	20	Martinez Brayelin (OH)	-	-	-	-	
-	21	Martinez Jineiry (MB)	-	-	-	-	
-	16	Peña Yonkaira (OH)	-	1	8	9	
-	7	Marte Niverka (S)	-	1	-	1	
Others			-	-	-	-	
Total Team			5	3	30	38	5.26

