

**Match:** 12 **Date:** 19/03/2015 **Spectators:** 200  
**City:** La Habana  
**Hall:** Palacio de los Deportes  
**Match duration:** Start: 23:14 End: 0:13 Total: 0:59

| Teams               | Sets     | 1    | 2    | 3    | 4 | 5 | Total |
|---------------------|----------|------|------|------|---|---|-------|
| <b>CUB</b>          | <b>3</b> | 25   | 25   | 25   |   |   | 75    |
| <b>CRC</b>          | <b>0</b> | 2    | 6    | 11   |   |   | 19    |
| <b>Set duration</b> |          | 0:16 | 0:16 | 0:21 |   |   | 0:53  |



### CUB • CUBA



**Spike**

Succ. %  
Limit: 15.00%

| Rk                | No | Name                      | Spikes | Faults | Shots | Total Attempts | Note  |
|-------------------|----|---------------------------|--------|--------|-------|----------------|-------|
| 1                 | 9  | Cese Ailama (MB)          | 9      | 1      | 1     | 11             | 81.82 |
| 2                 | 3  | Perez Diaris de la C.(OH) | 13     | 1      | 3     | 17             | 76.47 |
| 3                 | 7  | Palma Dalila (S)          | 8      | -      | 4     | 12             | 66.67 |
| -                 | 16 | Aguero Aidachi A.(OH)     | 5      | -      | 2     | 7              |       |
| -                 | 11 | Moreno Gretell E.(S)      | 4      | -      | 2     | 6              |       |
| -                 | 13 | Herrera Liset (MB)        | 4      | -      | 1     | 5              |       |
| -                 | 8  | Aguilera Jessica (OH)     | 1      | -      | 3     | 4              |       |
| -                 | 15 | Massip Carmela (OH)       | 1      | -      | -     | 1              |       |
| -                 | 17 | Suarez Laura B.(MB)       | -      | 1      | -     | 1              |       |
| -                 | 5  | Casanova Heidy (MB)       | -      | -      | -     | -              |       |
| -                 | 6  | Fernandez Ana C.(L)       | -      | -      | -     | -              |       |
| -                 | 10 | Medina Kitania (OP)       | -      | -      | -     | -              |       |
| <b>Others</b>     |    |                           | -      | -      | -     | -              |       |
| <b>Total Team</b> |    |                           | 45     | 3      | 16    | 64             | 70.31 |



**Block**

Avg. by set

| Rk                | No | Name                      | Kill Blocks | Faults | Rebounds | Total Attempts | Note |
|-------------------|----|---------------------------|-------------|--------|----------|----------------|------|
| 1                 | 11 | Moreno Gretell E.(S)      | 3           | 2      | 2        | 7              | 1.00 |
| 2                 | 13 | Herrera Liset (MB)        | 2           | -      | -        | 2              | 0.67 |
| 3                 | 3  | Perez Diaris de la C.(OH) | 1           | -      | 1        | 2              | 0.33 |
| 3                 | 7  | Palma Dalila (S)          | 1           | -      | -        | 1              | 0.33 |
| 3                 | 9  | Cese Ailama (MB)          | 1           | -      | 3        | 4              | 0.33 |
| 3                 | 15 | Massip Carmela (OH)       | 1           | -      | 1        | 2              | 0.33 |
| 3                 | 8  | Aguilera Jessica (OH)     | 1           | 1      | -        | 2              | 0.33 |
| -                 | 5  | Casanova Heidy (MB)       | -           | -      | -        | -              |      |
| -                 | 6  | Fernandez Ana C.(L)       | -           | -      | -        | -              |      |
| -                 | 10 | Medina Kitania (OP)       | -           | -      | -        | -              |      |
| -                 | 16 | Aguero Aidachi A.(OH)     | -           | -      | -        | -              |      |
| -                 | 17 | Suarez Laura B.(MB)       | -           | -      | 1        | 1              |      |
| <b>Others</b>     |    |                           | -           | -      | -        | -              |      |
| <b>Total Team</b> |    |                           | 10          | 3      | 8        | 21             | 3.33 |

## III Girls U-18 Pan American Cup GROUP B


**Match:** 12 **Date:** 19/03/2015 **Spectators:** 200  
**City:** La Habana  
**Hall:** Palacio de los Deportes  
**Match duration:** Start: 23:14 End: 0:13 Total: 0:59

| Teams               | Sets     | 1    | 2    | 3    | 4 | 5 | Total |
|---------------------|----------|------|------|------|---|---|-------|
| <b>CUB</b>          | <b>3</b> | 25   | 25   | 25   |   |   | 75    |
| <b>CRC</b>          | <b>0</b> | 2    | 6    | 11   |   |   | 19    |
| <b>Set duration</b> |          | 0:16 | 0:16 | 0:21 |   |   | 0:53  |



### CUB • CUBA

| Rk                | No | Name                      | Aces | Faults | Serve Hits | Total Attempts | Note |
|-------------------|----|---------------------------|------|--------|------------|----------------|------|
| 1                 | 16 | Aguero Aidachi A.(OH)     | 2    | -      | 5          | 7              | 0.67 |
| 2                 | 8  | Aguilera Jessica (OH)     | 1    | -      | 9          | 10             | 0.33 |
| 2                 | 11 | Moreno Gretell E.(S)      | 1    | -      | 6          | 7              | 0.33 |
| 2                 | 3  | Perez Diaris de la C.(OH) | 1    | 1      | 10         | 12             | 0.33 |
| -                 | 5  | Casanova Heidy (MB)       | -    | -      | -          | -              |      |
| -                 | 6  | Fernandez Ana C.(L)       | -    | -      | -          | -              |      |
| -                 | 9  | Cese Ailama (MB)          | -    | -      | 11         | 11             |      |
| -                 | 10 | Medina Kitania (OP)       | -    | -      | 8          | 8              |      |
| -                 | 13 | Herrera Liset (MB)        | -    | -      | -          | -              |      |
| -                 | 17 | Suarez Laura B.(MB)       | -    | -      | 1          | 1              |      |
| -                 | 15 | Massip Carmela (OH)       | -    | 1      | 13         | 14             |      |
| -                 | 7  | Palma Dalila (S)          | -    | 1      | 3          | 4              |      |
| <b>Others</b>     |    |                           | -    | -      | -          | -              |      |
| <b>Total Team</b> |    |                           | 5    | 3      | 66         | 74             | 1.67 |




**Serve**

Avg. by set

| Team | Opponent errors & Team faults | Aces | Faults | Serve Hits | Total Attempts | Note |
|------|-------------------------------|------|--------|------------|----------------|------|
|      | Opponent errors & Team faults | 15   | -      |            | 15             |      |

| Rk                | No | Name                      | Digs | Faults | Receptions | Total Attempts | Note |
|-------------------|----|---------------------------|------|--------|------------|----------------|------|
| 1                 | 9  | Cese Ailama (MB)          | 4    | -      | 1          | 5              | 1.33 |
| 1                 | 10 | Medina Kitania (OP)       | 4    | 1      | 1          | 6              | 1.33 |
| 1                 | 6  | Fernandez Ana C.(L)       | 4    | 3      | 8          | 15             | 1.33 |
| 4                 | 3  | Perez Diaris de la C.(OH) | 2    | -      | 3          | 5              | 0.67 |
| 4                 | 8  | Aguilera Jessica (OH)     | 2    | -      | 2          | 4              | 0.67 |
| 4                 | 16 | Aguero Aidachi A.(OH)     | 2    | 1      | 3          | 6              | 0.67 |
| 7                 | 7  | Palma Dalila (S)          | 1    | -      | 2          | 3              | 0.33 |
| 7                 | 13 | Herrera Liset (MB)        | 1    | -      | 1          | 2              | 0.33 |
| 7                 | 11 | Moreno Gretell E.(S)      | 1    | 2      | 6          | 9              | 0.33 |
| -                 | 5  | Casanova Heidy (MB)       | -    | -      | -          | -              |      |
| -                 | 15 | Massip Carmela (OH)       | -    | -      | 2          | 2              |      |
| -                 | 17 | Suarez Laura B.(MB)       | -    | -      | 1          | 1              |      |
| <b>Others</b>     |    |                           | -    | -      | -          | -              |      |
| <b>Total Team</b> |    |                           | 21   | 7      | 30         | 58             | 7.00 |



**Dig**

Avg. by set


## III Girls U-18 Pan American Cup GROUP B

**Match:** 12 **Date:** 19/03/2015 **Spectators:** 200  
**City:** La Habana  
**Hall:** Palacio de los Deportes  
**Match duration:** Start: 23:14 End: 0:13 Total: 0:59

| Teams               | Sets     | 1    | 2    | 3    | 4 | 5 | Total |
|---------------------|----------|------|------|------|---|---|-------|
| <b>CUB</b>          | <b>3</b> | 25   | 25   | 25   |   |   | 75    |
| <b>CRC</b>          | <b>0</b> | 2    | 6    | 11   |   |   | 19    |
| <b>Set duration</b> |          | 0:16 | 0:16 | 0:21 |   |   | 0:53  |




## CUB • CUBA



**Set**

Avg. by set

| Rk                | No | Name                      | Running Sets | Faults | Still Sets | Total Attempts | Note |
|-------------------|----|---------------------------|--------------|--------|------------|----------------|------|
| 1                 | 11 | Moreno Gretell E.(S)      | 4            | -      | 36         | 40             | 1.33 |
| -                 | 3  | Perez Diaris de la C.(OH) | -            | -      | 2          | 2              |      |
| -                 | 5  | Casanova Heidy (MB)       | -            | -      | -          | -              |      |
| -                 | 7  | Palma Dalila (S)          | -            | -      | 12         | 12             |      |
| -                 | 8  | Aguilera Jessica (OH)     | -            | -      | 1          | 1              |      |
| -                 | 9  | Cese Ailama (MB)          | -            | -      | -          | -              |      |
| -                 | 10 | Medina Kitania (OP)       | -            | -      | 1          | 1              |      |
| -                 | 13 | Herrera Liset (MB)        | -            | -      | -          | -              |      |
| -                 | 15 | Massip Carmela (OH)       | -            | -      | -          | -              |      |
| -                 | 16 | Aguero Aidachi A.(OH)     | -            | -      | -          | -              |      |
| -                 | 17 | Suarez Laura B.(MB)       | -            | -      | -          | -              |      |
| -                 | 6  | Fernandez Ana C.(L)       | -            | 1      | 3          | 4              |      |
| <b>Others</b>     |    |                           | -            | -      | -          | -              |      |
| <b>Total Team</b> |    |                           | 4            | 1      | 55         | 60             | 1.33 |



**Reception**

Eff. %  
Limit: 20.00%

| Rk                | No | Name                      | Excellents | Faults | Serve Receptions | Total Attempts | Note  |
|-------------------|----|---------------------------|------------|--------|------------------|----------------|-------|
| 1                 | 3  | Perez Diaris de la C.(OH) | 2          | -      | 2                | 4              | 50.00 |
| -                 | 16 | Aguero Aidachi A.(OH)     | 3          | -      | -                | 3              |       |
| -                 | 8  | Aguilera Jessica (OH)     | -          | -      | 1                | 1              |       |
| -                 | 11 | Moreno Gretell E.(S)      | -          | -      | 1                | 1              |       |
| -                 | 5  | Casanova Heidy (MB)       | -          | -      | -                | -              |       |
| -                 | 7  | Palma Dalila (S)          | -          | -      | -                | -              |       |
| -                 | 9  | Cese Ailama (MB)          | -          | -      | -                | -              |       |
| -                 | 10 | Medina Kitania (OP)       | -          | -      | -                | -              |       |
| -                 | 13 | Herrera Liset (MB)        | -          | -      | -                | -              |       |
| -                 | 17 | Suarez Laura B.(MB)       | -          | -      | -                | -              |       |
| -                 | 6  | Fernandez Ana C.(L)       | -          | 1      | 6                | 7              |       |
| -                 | 15 | Massip Carmela (OH)       | -          | 1      | -                | 1              |       |
| <b>Others</b>     |    |                           | -          | -      | -                | -              |       |
| <b>Total Team</b> |    |                           | 5          | 2      | 10               | 17             | 17.65 |


## III Girls U-18 Pan American Cup GROUP B

**Match:** 12 **Date:** 19/03/2015 **Spectators:** 200  
**City:** La Habana  
**Hall:** Palacio de los Deportes  
**Match duration:** Start: 23:14 End: 0:13 Total: 0:59

| Teams               | Sets     | 1    | 2    | 3    | 4 | 5 | Total     |
|---------------------|----------|------|------|------|---|---|-----------|
| <b>CUB</b>          | <b>3</b> | 25   | 25   | 25   |   |   | <b>75</b> |
| <b>CRC</b>          | <b>0</b> | 2    | 6    | 11   |   |   | <b>19</b> |
| <b>Set duration</b> |          | 0:16 | 0:16 | 0:21 |   |   | 0:53      |




## CRC • COSTA RICA



**Spike**

Succ. %  
Limit: 15.00%

| Rk                | No | Name                   | Spikes | Faults | Shots | Total Attempts | Note  |
|-------------------|----|------------------------|--------|--------|-------|----------------|-------|
| 1                 | 14 | Font Allison (OP)      | 7      | 8      | 20    | 35             | 20.00 |
| 2                 | 5  | Espinoza Tamara (OP)   | 1      | 1      | 10    | 12             | 8.33  |
| -                 | 25 | Johnson Isla (OP)      | 1      | 1      | 6     | 8              |       |
| -                 | 11 | Rodriguez Mariana (MB) | -      | -      | 6     | 6              |       |
| -                 | 17 | Solano Irene (S)       | -      | 1      | 5     | 6              |       |
| -                 | 21 | Cubillo Shamila (MB)   | -      | 1      | 3     | 4              |       |
| -                 | 6  | Solis Mariana (OH)     | -      | -      | 2     | 2              |       |
| -                 | 9  | Monge Valeria (L)      | -      | -      | 1     | 1              |       |
| -                 | 15 | Soto Isayana (OH)      | 1      | -      | -     | 1              |       |
| -                 | 16 | Obando Gianina (MB)    | -      | -      | 1     | 1              |       |
| -                 | 8  | Castro Maria Jose (L)  | -      | -      | -     | -              |       |
| -                 | 10 | Monge Daniela (S)      | -      | -      | -     | -              |       |
| <b>Others</b>     |    |                        | -      | -      | -     | -              |       |
| <b>Total Team</b> |    |                        | 10     | 12     | 54    | 76             | 13.16 |



**Block**

Avg. by set

| Rk                | No | Name                   | Kill Blocks | Faults | Rebounds | Total Attempts | Note |
|-------------------|----|------------------------|-------------|--------|----------|----------------|------|
| 1                 | 21 | Cubillo Shamila (MB)   | 1           | 3      | 1        | 5              | 0.33 |
| 1                 | 11 | Rodriguez Mariana (MB) | 1           | 6      | 1        | 8              | 0.33 |
| -                 | 8  | Castro Maria Jose (L)  | -           | -      | -        | -              |      |
| -                 | 9  | Monge Valeria (L)      | -           | -      | -        | -              |      |
| -                 | 10 | Monge Daniela (S)      | -           | -      | -        | -              |      |
| -                 | 15 | Soto Isayana (OH)      | -           | -      | 1        | 1              |      |
| -                 | 17 | Solano Irene (S)       | -           | -      | 2        | 2              |      |
| -                 | 5  | Espinoza Tamara (OP)   | -           | 1      | 1        | 2              |      |
| -                 | 14 | Font Allison (OP)      | -           | 3      | 3        | 6              |      |
| -                 | 16 | Obando Gianina (MB)    | -           | 3      | 2        | 5              |      |
| -                 | 25 | Johnson Isla (OP)      | -           | 3      | 2        | 5              |      |
| -                 | 6  | Solis Mariana (OH)     | -           | 1      | -        | 1              |      |
| <b>Others</b>     |    |                        | -           | -      | -        | -              |      |
| <b>Total Team</b> |    |                        | 2           | 20     | 13       | 35             | 0.67 |

## III Girls U-18 Pan American Cup GROUP B


**Match:** 12 **Date:** 19/03/2015 **Spectators:** 200  
**City:** La Habana  
**Hall:** Palacio de los Deportes  
**Match duration:** Start: 23:14 End: 0:13 Total: 0:59

| Teams               | Sets     | 1    | 2    | 3    | 4 | 5 | Total |
|---------------------|----------|------|------|------|---|---|-------|
| <b>CUB</b>          | <b>3</b> | 25   | 25   | 25   |   |   | 75    |
| <b>CRC</b>          | <b>0</b> | 2    | 6    | 11   |   |   | 19    |
| <b>Set duration</b> |          | 0:16 | 0:16 | 0:21 |   |   | 0:53  |



## CRC • COSTA RICA

| Rk                | No | Name                   | Aces | Faults | Serve Hits | Total Attempts | Note |
|-------------------|----|------------------------|------|--------|------------|----------------|------|
| 1                 | 14 | Font Allison (OP)      | 1    | -      | 2          | 3              | 0.33 |
| -                 | 6  | Solis Mariana (OH)     | -    | -      | -          | -              |      |
| -                 | 8  | Castro Maria Jose (L)  | -    | -      | -          | -              |      |
| -                 | 9  | Monge Valeria (L)      | -    | -      | -          | -              |      |
| -                 | 10 | Monge Daniela (S)      | -    | -      | 1          | 1              |      |
| -                 | 15 | Soto Isayana (OH)      | -    | -      | 3          | 3              |      |
| -                 | 16 | Obando Gianina (MB)    | -    | -      | -          | -              |      |
| -                 | 17 | Solano Irene (S)       | -    | -      | 2          | 2              |      |
| -                 | 21 | Cubillo Shamila (MB)   | -    | -      | -          | -              |      |
| -                 | 5  | Espinoza Tamara (OP)   | -    | 1      | 5          | 6              |      |
| -                 | 25 | Johnson Isla (OP)      | -    | 1      | 2          | 3              |      |
| -                 | 11 | Rodriguez Mariana (MB) | -    | 1      | 1          | 2              |      |
| <b>Others</b>     |    |                        | -    | -      | -          | -              |      |
| <b>Total Team</b> |    |                        | 1    | 3      | 16         | 20             | 0.33 |




**Serve**

Avg. by set

| Team | Opponent errors & Team faults | Aces | Faults | Serve Hits | Total Attempts | Note |
|------|-------------------------------|------|--------|------------|----------------|------|
|      | Opponent errors & Team faults | 6    | -      |            | 6              |      |

| Rk                | No | Name                   | Digs | Faults | Receptions | Total Attempts | Note |
|-------------------|----|------------------------|------|--------|------------|----------------|------|
| 1                 | 5  | Espinoza Tamara (OP)   | 2    | 2      | 1          | 5              | 0.67 |
| 2                 | 14 | Font Allison (OP)      | 1    | 1      | 3          | 5              | 0.33 |
| 2                 | 8  | Castro Maria Jose (L)  | 1    | 1      | 1          | 3              | 0.33 |
| 2                 | 25 | Johnson Isla (OP)      | 1    | 6      | 1          | 8              | 0.33 |
| 2                 | 10 | Monge Daniela (S)      | 1    | 4      | -          | 5              | 0.33 |
| -                 | 16 | Obando Gianina (MB)    | -    | -      | 1          | 1              |      |
| -                 | 21 | Cubillo Shamila (MB)   | -    | -      | 3          | 3              |      |
| -                 | 11 | Rodriguez Mariana (MB) | -    | 1      | 1          | 2              |      |
| -                 | 17 | Solano Irene (S)       | -    | 4      | 3          | 7              |      |
| -                 | 6  | Solis Mariana (OH)     | -    | 1      | -          | 1              |      |
| -                 | 9  | Monge Valeria (L)      | -    | 5      | -          | 5              |      |
| -                 | 15 | Soto Isayana (OH)      | -    | 4      | -          | 4              |      |
| <b>Others</b>     |    |                        | -    | -      | -          | -              |      |
| <b>Total Team</b> |    |                        | 6    | 29     | 14         | 49             | 2.00 |



**Dig**


Avg. by set

**Match:** 12 **Date:** 19/03/2015 **Spectators:** 200  
**City:** La Habana  
**Hall:** Palacio de los Deportes  
**Match duration:** Start: 23:14 End: 0:13 Total: 0:59

| Teams               | Sets     | 1    | 2    | 3    | 4 | 5 | Total     |
|---------------------|----------|------|------|------|---|---|-----------|
| <b>CUB</b>          | <b>3</b> | 25   | 25   | 25   |   |   | <b>75</b> |
| <b>CRC</b>          | <b>0</b> | 2    | 6    | 11   |   |   | <b>19</b> |
| <b>Set duration</b> |          | 0:16 | 0:16 | 0:21 |   |   | 0:53      |




### CRC • COSTA RICA



**Set**

Avg. by set

| Rk                | No | Name                   | Running Sets | Faults   | Still Sets | Total Attempts | Note        |
|-------------------|----|------------------------|--------------|----------|------------|----------------|-------------|
| 1                 | 10 | Monge Daniela (S)      | 5            | 1        | 21         | 27             | 1.67        |
| 2                 | 17 | Solano Irene (S)       | 2            | 2        | 33         | 37             | 0.67        |
| -                 | 5  | Espinoza Tamara (OP)   | -            | -        | -          | -              |             |
| -                 | 6  | Solis Mariana (OH)     | -            | -        | -          | -              |             |
| -                 | 8  | Castro Maria Jose (L)  | -            | -        | -          | -              |             |
| -                 | 9  | Monge Valeria (L)      | -            | -        | 3          | 3              |             |
| -                 | 14 | Font Allison (OP)      | -            | -        | 1          | 1              |             |
| -                 | 15 | Soto Isayana (OH)      | -            | -        | -          | -              |             |
| -                 | 16 | Obando Gianina (MB)    | -            | -        | 2          | 2              |             |
| -                 | 21 | Cubillo Shamila (MB)   | -            | -        | 2          | 2              |             |
| -                 | 25 | Johnson Isla (OP)      | -            | -        | 2          | 2              |             |
| -                 | 11 | Rodriguez Mariana (MB) | -            | 1        | -          | 1              |             |
| <b>Others</b>     |    |                        | -            | -        | -          | -              |             |
| <b>Total Team</b> |    |                        | <b>7</b>     | <b>4</b> | <b>64</b>  | <b>75</b>      | <b>2.33</b> |



**Reception**

Eff. %  
Limit: 20.00%

| Rk                | No | Name                   | Excellents | Faults   | Serve Receptions | Total Attempts | Note         |
|-------------------|----|------------------------|------------|----------|------------------|----------------|--------------|
| 1                 | 14 | Font Allison (OP)      | 9          | 1        | 5                | 15             | 53.33        |
| 2                 | 8  | Castro Maria Jose (L)  | 9          | 2        | 4                | 15             | 46.67        |
| -                 | 9  | Monge Valeria (L)      | 5          | 1        | 7                | 13             |              |
| -                 | 5  | Espinoza Tamara (OP)   | 3          | -        | 8                | 11             |              |
| -                 | 15 | Soto Isayana (OH)      | 2          | 2        | 5                | 9              |              |
| -                 | 25 | Johnson Isla (OP)      | 4          | -        | 2                | 6              |              |
| -                 | 6  | Solis Mariana (OH)     | 2          | 1        | -                | 3              |              |
| -                 | 10 | Monge Daniela (S)      | -          | -        | -                | -              |              |
| -                 | 11 | Rodriguez Mariana (MB) | -          | -        | -                | -              |              |
| -                 | 16 | Obando Gianina (MB)    | -          | -        | -                | -              |              |
| -                 | 17 | Solano Irene (S)       | -          | -        | -                | -              |              |
| -                 | 21 | Cubillo Shamila (MB)   | -          | -        | -                | -              |              |
| <b>Others</b>     |    |                        | -          | -        | -                | -              |              |
| <b>Total Team</b> |    |                        | <b>34</b>  | <b>7</b> | <b>31</b>        | <b>72</b>      | <b>37.50</b> |