



PREMIACIONES INDIVIDUALES

MVP

Gaila González
DOM



BEST SPIKER 1st

Natalia Martínez
DOM



BEST SPIKER 2nd

María F. Rodríguez
MEX



BEST BLOCKER 1st

Candelaria Herrera
ARG



BEST BLOCKER 2nd

Jineiry Martinez
DOM



BEST RECEIVER

Larysmer Martínez
DOM



BEST SERVER

Natalia Martínez
DOM



BEST DIGGER

Gabriela Urretaviscaya
CHI



BEST SETTER

Yokaty Pérez Flores
DOM





BEST OPPOSITE

Tosi Anahi
ARG



BEST SCORER

Gaila González
DOM



BEST LIBERO

Gabriela Urretaviscaya
CHI



MATCH RESULTS
Preliminary Round

No	Date	Teams	Set	Result per set (points)					Total Points	Time	Spectators
				1	2	3	4	5			
1	19/04/2015	CHI - CRC	3-0	25-15	25-14	25-12			75- 41	1:17	500
2	19/04/2015	ARG - MEX	3-0	25-23	25-19	25-17			75- 59	1:23	800
3	19/04/2015	DOM - NCA	3-0	25- 3	25- 7	25- 5			75- 15	0:53	350
4	20/04/2015	NCA - ARG	0-3	8-25	10-25	8-25			26- 75	0:57	200
5	20/04/2015	MEX - CHI	3-2	21-25	21-25	25-22	25-22	15-11	107-105	2:18	400
6	20/04/2015	DOM - CRC	3-0	25- 7	25- 9	25-16			75- 32	1:03	870
7	21/04/2015	MEX - NCA	3-0	25- 6	25- 5	25- 6			75- 17	0:57	100
8	21/04/2015	ARG - CRC	3-0	25-12	25-13	25-19			75- 44	1:15	300
9	21/04/2015	DOM - CHI	3-0	25-18	25-16	25- 9			75- 43	1:19	400
10	22/04/2015	CRC - MEX	0-3	10-25	10-25	11-25			31- 75	1:02	200
11	22/04/2015	CHI - NCA	3-0	25-10	25-15	25- 8			75- 33	1:09	500
12	22/04/2015	DOM - ARG	3-0	25-19	25-22	25-14			75- 55	1:18	1.225
13	23/04/2015	NCA - CRC	0-3	23-25	21-25	20-25			64- 75	1:28	200
14	23/04/2015	ARG - CHI	3-0	25-19	25-22	25-14			75- 55	1:21	350
15	23/04/2015	DOM - MEX	3-0	25-21	25-16	25- 9			75- 46	1:12	825

Finals

No	Date	Teams	Set	Result per set (points)					Total Points	Time	Spectators
				1	2	3	4	5			
16	24/04/2015	CRC - NCA	3-1	25-23	12-25	25-21	25-16		87- 85	1:52	250
17	24/04/2015	MEX - CHI	1-3	20-25	25-22	20-25	18-25		83- 97	1:59	1.400
18	24/04/2015	DOM - ARG	3-1	25-20	25-22	20-25	25-15		95- 82	1:53	2.250

TEAM RANKING
Preliminary Round

Rk	Code	Team	Matches				Results Details						Points			Sets		
			Pts	T	W	L	3-0	3-1	3-2	2-3	1-3	0-3	W	L	Ratio	W	L	Ratio
1	DOM	Dominican Republic	25	5	5	0	5	0	0	0	0	0	375	191	1,963	15	0	MAX
2	ARG	Argentina	20	5	4	1	4	0	0	0	1	355	259	1,371	12	3	4,000	
3	MEX	Mexico	13	5	3	2	2	0	1	0	2	362	303	1,195	9	8	1,125	
4	CHI	Chile	12	5	2	3	2	0	0	1	2	353	331	1,066	8	9	0,889	
5	CRC	Costa Rica	5	5	1	4	1	0	0	0	4	223	364	0,613	3	12	0,250	
6	NCA	Nicaragua	0	5	0	5	0	0	0	0	5	155	375	0,413	0	15		

1.  Dominican Republic
2.  Argentina
3.  Chile
4.  Mexico
5.  Costa Rica
6.  Nicaragua





Calendario y Formato de Competencia / Competition Format and Match Schedule

Preliminary Round												
No.	Date	Time	Teams			Set	Result per set (points)					Position
							1	2	3	4	5	
1	19-abr	15:00	CHILE	vs	COSTA RICA	3-0	25-15	25-14	25-12			1. DOMINICAN REPUBLIC
2	19-abr	17:00	ARGENTINA	vs	MEXICO	3-0	25-23	25-19	25-17			2. ARGENTINA
3	19-abr	19:00	DOMINICAN REPUBLIC	vs	NICARAGUA	3-0	25-3	25-7	25-5			3. MEXICO
4	20-abr	15:00	NICARAGUA	vs	ARGENTINA	0-3	8-25	10-25	8-25			4. CHILE
5	20-abr	17:00	MEXICO	vs	CHILE	3-2	21-25	21-25	25-22	25-22	15-11	5. COSTA RICA
6	20-abr	19:00	DOMINICAN REPUBLIC	vs	COSTA RICA	3-0	25-7	25-9	25-16			6. NICARAGUA
7	21-abr	15:00	MEXICO	vs	NICARAGUA	3-0	25-6	25-5	25-6			
8	21-abr	17:00	ARGENTINA	vs	COSTA RICA	3-0	25-12	25-13	25-19			
9	21-abr	19:00	DOMINICAN REPUBLIC	vs	CHILE	3-0	25-18	25-16	25-9			
10	22-abr	15:00	COSTA RICA	vs	MEXICO	0-3	10-25	10-25	11-25			
11	22-abr	17:00	CHILE	vs	NICARAGUA	3-0	25-10	25-15	25-8			
12	22-abr	19:00	DOMINICAN REPUBLIC	vs	ARGENTINA	3-0	25-19	25-22	25-14			
13	23-abr	15:00	NICARAGUA	vs	COSTA RICA	0-3	23-25	21-25	20-25			
14	23-abr	17:00	ARGENTINA	vs	CHILE	3-0	25-19	25-22	25-14			
15	23-abr	19:00	DOMINICAN REPUBLIC	vs	MEXICO	3-0	25-21	25-16	25-9			

FINALS												
No.	Date	Time	Teams			Set	Result per set (points)					
							1	2	3	4	5	
16	24-abr	15:00	COSTA RICA	vs	NICARAGUA	3-1	25-23	12-25	25-21	25-16		
17	24-abr	17:00	MEXICO	vs	CHILE	1-3	20-25	25-22	20-25	18-25		
18	24-abr	19:00	DOMINICAN REPUBLIC	vs	ARGENTINA	3-1	25-20	25-22	20-25	25-15		



P-2 VOLLEYBALL • Match result

Women's U20 Pan American Cup, Rep. Dominicana 2015
Finals (Places 5-6)



Match: 16 **Date:** 24/04/2015 **Spectators:** 250
City: Santo Domingo, D.N.
Hall: Palacio del Voleibol Ricardo Arias
Match duration: **Start:** 15:00 **End:** 16:52 **Total:** 1:52

Teams	Sets	1	2	3	4	5	Total
CRC	3	25	12	25	25		87
NCA	1	23	25	21	16		85
Set duration		0:29	0:29	0:25	0:20		1:43

Referees: CHUNCO, Cristian (ARG) & CAREAGA, Reynaldo (CHI)

CRC • Costa Rica		1	2	3	4	5	Pts
1	Quiros Fabiola (OH)	■	□	□	□		1
3	Font Soto Allison (OH)	■	■	■	■		11
4	Bright Shereen (OH)		□				
6	Solano Irene (S)	□	□				
8	Carazo Tania (OH)	■	■	■	■		17
9	L Monge Valeria (L)	L	L	L	L		
10	Sayles Tatiana (OP)	■	■	■	■		9
11	Rodriguez Mariana (MB)	■	■	■	■		10
12	Prendas Maria F. (S)	■	■	■	■		5
16	Obando Camacho Gianina (MB)	□	□				
17	Alfaro Maria F. (MB)	□	■	■	■		4
19	Murillo Gutierrez Ana Rosa (OH)						

Coach: Andres Lopez Castro (CRC)
Assistant: Sandra Umana Acuna (CRC)

NCA • Nicaragua		1	2	3	4	5	Pts
1	Pereira H. Andrea V. (OH)						
2	Lopez Manzano Elianny (MB)	■	■	■	■		4
3	Cortez Jackson Andrea (OH)						
5	Sequerira Castaneda Eugenia (S)	■	■	■	■		12
8	Smith Florelisa (MB)	■	■	■	■		14
9	Estrada Alvarado Katerine (S)	□	□	□	□		1
15	Conto Calero Ericka (OP)	■	■	■	■		10
16	L Carcache Aguilar Leonela (L)	L	L	L	L		
17	Valenzuela Guzman Perla (OH)						
18	Cubillo Pavon Pamela (MB)	■	■	■	■		3
19	Ortiz Zepeda Ditzzy (OH)						
20	Cruz Cortez Maria (OH)	■	■	■	■		11

Coach: Claudia Noguera (NCA)
Assistant: Rene Quintana (NCA)

TEAMS AND PLAYERS PERFORMANCES

Won Pts	Total Atts	No Name	Scoring Skills	Won Pts	Total Atts	No Name
40	163	Total Team		37	164	Total Team
17	58	8 Carazo Tania (OH)	Spike	11	50	8 Smith Florelisa (MB)
9	41	3 Font Soto Allison (OH)		9	34	20 Cruz Cortez Maria (OH)
7	48	Total Team	Block	7	54	Total Team
3	13	17 Alfaro Maria F. (MB)		2	4	20 Cruz Cortez Maria (OH)
2	13	10 Sayles Tatiana (OP)		2	13	18 Cubillo Pavon Pamela (MB)
10	85	Total Team	Serve	11	86	Total Team
4	19	12 Prendas Maria F. (S)		4	15	5 Sequerira Castaneda
3	15	11 Rodriguez Mariana (MB)		2	14	2 Lopez Manzano Elianny
30		Total Team	Opp. error	30		Total Team
87	296	Total Team	Total	85	304	Total Team
17	74	8 Carazo Tania (OH)	Best Scorer	14	75	8 Smith Florelisa (MB)
Excellent	Total Atts	No Name	Non scoring Skills	Excellent	Total Atts	No Name
49	143	Total Team		40	129	Total Team
23	43	8 Carazo Tania (OH)	Dig	10	17	20 Cruz Cortez Maria (OH)
13	29	3 Font Soto Allison (OH)		9	23	2 Lopez Manzano Elianny
17	166	Total Team	Set	5	169	Total Team
15	119	12 Prendas Maria F. (S)		3	92	5 Sequerira Castaneda
24	76	Total Team	Reception	13	81	Total Team
7	22	8 Carazo Tania (OH)	Success - Faults	8	32	8 Smith Florelisa (MB)
8	24	9 Monge Valeria (L)	# Attempts			

■ Starting line-up Pts = Points scored [nn] = Captain
□ Substitute Atts = Attempts L = Libero
Opp = Opponent





P-2 VOLLEYBALL • Match result

Women's U20 Pan American Cup, Rep. Dominicana 2015
Finals (Places 3-4)



Match: 17 **Date:** 24/04/2015 **Spectators:** 1.400
City: Santo Domingo, D.N.
Hall: Palacio del Voleibol Ricardo Arias
Match duration: **Start:** 17:30 **End:** 19:29 **Total:** 1:59

Teams	Sets	1	2	3	4	5	Total
MEX	1	20	25	20	18		83
CHI	3	25	22	25	25		97
Set duration		0:27	0:29	0:28	0:26		1:50

Referees: BELTRES, Jose (DOM) & HERNANDEZ, Cinthia (CRC)

MEX • Mexico		1	2	3	4	5	Pts
1	Saucedo Moreno Reyna (MB)			■	■	■	4
2	L Lopez Flores Leslie A. (L)	L	L	L	L		
4	Rodriguez Gomez Maria F. (OH)	■	■	■	■		19
6	Vargas Guevara Janeth (S)	■	■	■	■		2
7	Aguilera Maria E. (S)		□		□		
8	Pantoja Cristina (OP)	■	■	■	■		16
9	Garcia Chavez Kathya (OH)						
10	Oroz Bojorquez Miranda (OP)	□		□			1
11	Bojorquez Ruiz Miriam (OH)	□			□		
12	Castro Marvaez Lourdes (MB)	■	■				1
17	Flores Gamez Karina (MB)	■	■	■	■		8
18	Gonzalez Guzman Mitzy (OH)	■	■	■	■		8

Coach: Luis Alberto Leon L. (MEX)
Assistant: Gabriel Perez H. (MEX)

CHI • Chile		1	2	3	4	5	Pts
1	Carrasco Maureen (S)	■	■	■	■		3
2	L Urretaviscaya Gabriela (L)	L	L	L	L		
3	Carvajal Amalia (OH)	■	■	■	■		23
4	Maneses Catalina (OP)						
5	Sotomayor Laura (MB)	■	■	■	■		9
6	Pulgar Catalina (OH)	■	■	■	■		12
7	Melo Catalina (OH)	■	■	■	■		18
8	Gaymer Sofia (OP)						
9	Rex Macarena (S)						
10	Martinez Rosario (OH)		□	□	□		
12	Contreras Javiera (MB)	■	■	■	■		5
15	Morales Karen Belen (MB)						

Coach: Hugo Jauregui (CHI)
Assistant: Jorge Quintana Leon (CHI)

TEAMS AND PLAYERS PERFORMANCES

Won Pts	Total Atts	No Name	Scoring Skills	Won Pts	Total Atts	No Name
44	157	Total Team		57	160	Total Team
17	53	4 Rodriguez Gomez Maria F.	Spike	19	51	3 Carvajal Amalia (OH)
14	52	8 Pantoja Cristina (OP)		17	42	7 Melo Catalina (OH)
6	64	Total Team	Block	10	75	Total Team
2	17	17 Flores Gamez Karina (MB)		4	22	5 Sotomayor Laura (MB)
1	7	1 Saucedo Moreno Reyna		3	16	3 Carvajal Amalia (OH)
9	85	Total Team	Serve	3	95	Total Team
2	18	4 Rodriguez Gomez Maria F.		1	25	7 Melo Catalina (OH)
2	14	6 Vargas Guevara Janeth (S)		1	10	6 Pulgar Catalina (OH)
24		Total Team	Opp. error	27		Total Team
83	306	Total Team	Total	97	330	Total Team

19	77	4 Rodriguez Gomez Maria F.	Best Scorer	23	86	3 Carvajal Amalia (OH)
----	----	----------------------------	--------------------	----	----	------------------------

Excellent	Total Atts	No Name	Non scoring Skills	Excellent	Total Atts	No Name
43	136	Total Team		41	124	Total Team
14	43	2 Lopez Flores Leslie A. (L)	Dig	16	27	2 Urretaviscaya Gabriela (L)
12	18	4 Rodriguez Gomez Maria F.		11	28	6 Pulgar Catalina (OH)
7	161	Total Team	Set	2	145	Total Team
6	123	6 Vargas Guevara Janeth (S)		2	122	1 Carrasco Maureen (S)
35	83	Total Team	Reception	29	79	Total Team
13	25	2 Lopez Flores Leslie A. (L)	<u>Success - Faults</u>	17	34	2 Urretaviscaya Gabriela (L)
9	20	4 Rodriguez Gomez Maria F.	<u># Attempts</u>	6	21	7 Melo Catalina (OH)

■ Starting line-up Pts = Points scored [nn] = Captain
□ Substitute Atts = Attempts L = Libero
Opp = Opponent





P-2 VOLLEYBALL • Match result

Women's U20 Pan American Cup, Rep. Dominicana 2015
Finals (Places 1-2)



Match: 18 **Date:** 24/04/2015 **Spectators:** 2.250
City: Santo Domingo, D.N.
Hall: Palacio del Voleibol Ricardo Arias
Match duration: **Start:** 20:00 **End:** 21:53 **Total:** 1:53

Teams	Sets	1	2	3	4	5	Total
DOM	3	25	25	20	25		95
ARG	1	20	22	25	15		82
Set duration		0:27	0:27	0:24	0:26		1:44

Referees: CHARLES, Brian (TTO) & DURAN, Maria del C. (MEX)

DOM • Dominican Republic		1	2	3	4	5	Pts
1	Martinez Jineiry (MB)	■	■	■	■		20
2	Guillen Madeline J. (OH)						
3	Gonzalez Lopez Gaila C. (OP)	■	■	■	■		26
4	Peralta Luna Vielka M. (OH)	□	□	□	□		2
7	Garcia de La Cruz Maria I. (OH)	■	■	■	□		10
8	Martinez Natalia (OH)	■	■	■	■		14
9	Hinojoa Diaz Angelica M. (MB)	■	■	■	■		1
11	Semfle Milisde Genesis (MB)						
12	Rivero Santana Ayleen R. (S)						
13	Matos Duran Massiel (OP)	□	□		□		
14	Perez Flores Yokaty (S)	■	■	■	■		
17 L	Martinez Caro Larysmer (L)	L	L	L	L		

Coach: Wagner Rocha Pacheco (BRA)
Assistant: Cristian Cruz (DOM)

ARG • Argentina		1	2	3	4	5	Pts
1 L	Gonzalez Valentina (L)	L	L	L	L		
2	Herrera Candelaria (MB)	■	■	■	■		8
5	Biain Fiamma (OH)	■	□	□	□		
7	Benitez Azul (S)	■	■	■	■		
9	Tosi Anahi (OP)	■	■	■	■		15
10	Nota Candela (MB)	■	■	■	■		8
11	Corbalan Maria de la P. (OP)	■	■	■	■		21
13	Germanier Sabrina (S)	□			□		1
14	Beltramino Agostina (MB)		□		□		
16	Michel T. Victoria (MB)						
17	Porcel J. Luciana (OH)	□	■	■	■		4
18 L	Macies Ariana (L)	L	L	L	L		

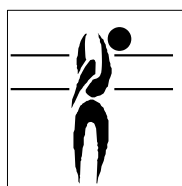

Coach: Mauro Silvestre (ARG)
Assistant: Gustavo Stricker (ARG)

TEAMS AND PLAYERS PERFORMANCES

Won Pts	Total Atts	No Name	Scoring Skills	Won Pts	Total Atts	No Name
58	138	Total Team		35	135	Total Team
23	49	3 Gonzalez Lopez Gaila C.	Spike	15	51	11 Corbalan Maria de la P.
14	24	1 Martinez Jineiry (MB)		13	49	9 Tosi Anahi (OP)
11	56	Total Team	Block	12	53	Total Team
5	15	1 Martinez Jineiry (MB)		4	10	10 Nota Candela (MB)
3	6	7 Garcia de La Cruz Maria I.		4	7	2 Herrera Candelaria (MB)
4	94	Total Team	Serve	10	83	Total Team
2	16	8 Martinez Natalia (OH)		4	14	11 Corbalan Maria de la P.
1	8	1 Martinez Jineiry (MB)		3	14	10 Nota Candela (MB)
22		Total Team	Opp. error	25		Total Team
95	288	Total Team	Total	82	271	Total Team
26	78	3 Gonzalez Lopez Gaila C.	Best Scorer	21	74	11 Corbalan Maria de la P.
Excellent	Total Atts	No Name	Non scoring Skills	Excellent	Total Atts	No Name
44	104	Total Team		27	79	Total Team
19	34	17 Martinez Caro Larysmer (L)	Dig	6	11	17 Porcel J. Luciana (OH)
10	18	8 Martinez Natalia (OH)		6	18	18 Macies Ariana (L)
17	138	Total Team	Set	14	131	Total Team
17	112	14 Perez Flores Yokaty (S)		14	113	7 Benitez Azul (S)
24	70	Total Team	Reception	43	87	Total Team
5	19	7 Garcia de La Cruz Maria I.	<u>Success - Faults</u>	17	29	18 Macies Ariana (L)
7	29	8 Martinez Natalia (OH)	<u># Attempts</u>	18	35	17 Porcel J. Luciana (OH)

■ Starting line-up Pts = Points scored [nn] = Captain
□ Substitute Atts = Attempts L = Libero
Opp = Opponent





Best Scorers

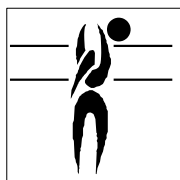
Rk	No	Name	Team	Spike	Block	Serve	Total
1	3	Gonzalez Lopez Gaila C. (OP)	DOM	83	9	7	99
1	4	Rodriguez Gomez Maria F. (OH)	MEX	70	6	23	99
3	8	Martinez Natalia (OH)	DOM	57	5	32	94
4	7	Melo Catalina (OH)	CHI	65	5	12	82
5	9	Tosi Anahi (OP)	ARG	70	6	3	79
6	11	Corbalan Maria de la P. (OP)	ARG	65	4	9	78
7	3	Carvajal Amalia (OH)	CHI	58	8	5	71
8	1	Martinez Jineiry (MB)	DOM	42	18	2	62
9	8	Pantoja Cristina (OP)	MEX	49	3	6	58
10	8	Carazo Tania (OH)	CRC	53	2	2	57
11	2	Herrera Candelaria (MB)	ARG	21	21	2	44
12	10	Nota Candela (MB)	ARG	18	13	11	42
12	5	Sotomayor Laura (MB)	CHI	33	8	1	42
14	6	Pulgar Catalina (OH)	CHI	34	3	4	41
15	7	Garcia de La Cruz Maria I. (OH)	DOM	27	5	7	39
16	3	Font Soto Allison (OH)	CRC	31	2	2	35
17	8	Smith Florelisa (MB)	NCA	28	3	3	34
17	18	Gonzalez Guzman Mitzy (OH)	MEX	20	4	10	34
19	12	Contreras Javiera (MB)	CHI	19	9	5	33
20	17	Flores Gamez Karina (MB)	MEX	20	8	3	31
21	10	Sayles Tatiana (OP)	CRC	25	3	2	30
22	20	Cruz Cortez Maria (OH)	NCA	25	2	2	29
22	5	Biaín Fiamma (OH)	ARG	24	3	2	29
22	11	Rodriguez Mariana (MB)	CRC	18	8	3	29
25	12	Castro Marvaez Lourdes (MB)	MEX	17	8	3	28
26	5	Sequerira Castaneda Eugenia (S)	NCA	14	3	8	25
27	15	Conto Calero Ericka (OP)	NCA	18	3	3	24
28	14	Beltramino Agostina (MB)	ARG	14	3	3	20
29	9	Hinojoa Diaz Angelica M. (MB)	DOM	8	9	2	19
30	1	Saucedo Moreno Reyna (MB)	MEX	8	3	1	12
31	16	Obando Camacho Gianina (MB)	CRC	5	4	2	11
31	18	Cubillo Pavon Pamela (MB)	NCA	5	3	3	11
33	2	Lopez Manzano Elianny (MB)	NCA	6	2	2	10
33	17	Porcel J. Luciana (OH)	ARG	6	0	4	10
33	10	Oroz Bojorquez Miranda (OP)	MEX	8	2	0	10
33	1	Carrasco Maureen (S)	CHI	4	1	5	10
37	4	Peralta Luna Vielka M. (OH)	DOM	7	1	1	9
37	14	Perez Flores Yokaty (S)	DOM	3	3	3	9
39	11	Bojorquez Ruiz Miriam (OH)	MEX	1	0	7	8
40	12	Prendas Maria F. (S)	CRC	2	0	5	7
40	7	Benitez Azul (S)	ARG	0	1	6	7
40	10	Martinez Rosario (OH)	CHI	4	1	2	7
40	7	Aguilera Maria E. (S)	MEX	0	0	7	7
44	17	Alfaro Maria F. (MB)	CRC	1	4	1	6
45	6	Vargas Guevara Janeth (S)	MEX	0	0	5	5
46	2	Guillen Madeline J. (OH)	DOM	4	0	0	4
46	1	Quiros Fabiola (OH)	CRC	0	0	4	4
46	13	Germanier Sabrina (S)	ARG	0	0	4	4
46	9	Garcia Chavez Kathya (OH)	MEX	4	0	0	4
46	15	Morales Karen Belen (MB)	CHI	2	2	0	4
Total tournament				1.106	213	244	1.563



Best Spikers

Limit: 15.00%

Rk	No	Name	Team	Spikes	Faults	Shots	Total Attempts	Succ. %
1	8	Martinez Natalia (OH)	DOM	57	9	51	117	48.72
2	3	Gonzalez Lopez Gaila C. (OP)	DOM	83	25	68	176	47.16
3	9	Tosi Anahi (OP)	ARG	70	29	69	168	41.67
4	11	Corbalan Maria de la P. (OP)	ARG	65	17	85	167	38.92
5	4	Rodriguez Gomez Maria F. (OH)	MEX	70	21	98	189	37.04
6	3	Carvajal Amalia (OH)	CHI	58	13	99	170	34.12
7	8	Pantoja Cristina (OP)	MEX	49	15	84	148	33.11
8	7	Melo Catalina (OH)	CHI	65	26	112	203	32.02
9	7	Garcia de La Cruz Maria I. (OH)	DOM	27	15	44	86	31.40
10	6	Pulgar Catalina (OH)	CHI	34	18	62	114	29.82
Total Tournament				1.106	460	1.865	3.431	32.24




Best Blockers

Rk	No	Name	Team	Kill Blocks	Faults	Rebounds	Total Attempts	Avg. by set
1	2	Herrera Candelaria (MB)	ARG	21	21	15	57	1.11
2	1	Martinez Jineiry (MB)	DOM	18	8	32	58	0.95
3	10	Nota Candela (MB)	ARG	13	5	16	34	0.68
4	3	Gonzalez Lopez Gaila C. (OP)	DOM	9	9	11	29	0.47
5	9	Hinojoa Diaz Angelica M. (MB)	DOM	9	16	22	47	0.47
6	12	Contreras Javiera (MB)	CHI	9	15	32	56	0.43
7	11	Rodriguez Mariana (MB)	CRC	8	13	20	41	0.42
8	17	Flores Gamez Karina (MB)	MEX	8	14	31	53	0.38
9	3	Carvajal Amalia (OH)	CHI	8	18	26	52	0.38
10	12	Castro Marvaez Lourdes (MB)	MEX	8	18	25	51	0.38
Total Tournament				213	394	650	1.257	3.61




Best Servers

Rk	No	Name	Team	Aces	Faults	Serve Hits	Total Attempts	Avg. by set
1	8	Martinez Natalia (OH)	DOM	32	10	54	96	1.68
2	4	Rodriguez Gomez Maria F. (OH)	MEX	23	15	71	109	1.10
3	10	Nota Candela (MB)	ARG	11	7	40	58	0.58
4	7	Melo Catalina (OH)	CHI	12	4	78	94	0.57
5	18	Gonzalez Guzman Mitzy (OH)	MEX	10	2	39	51	0.48
6	11	Corbalan Maria de la P. (OP)	ARG	9	9	42	60	0.47
7	5	Sequerira Castaneda Eugenia (S)	NCA	8	7	29	44	0.42
8	7	Garcia de La Cruz Maria I. (OH)	DOM	7	5	67	79	0.37
9	3	Gonzalez Lopez Gaila C. (OP)	DOM	7	13	52	72	0.37
10	11	Bojorquez Ruiz Miriam (OH)	MEX	7	3	15	25	0.33
Total Tournament				244	312	1.794	2.350	4.14



Best Diggers

Rk	No	Name	Team	Digs	Faults	Receptions	Total Attempts	Avg. by set
1	2	Urretaviscaya Gabriela (L)	CHI	63	22	57	142	3.00
2	17	Martinez Caro Larysmer (L)	DOM	52	7	48	107	2.74
3	8	Carazo Tania (OH)	CRC	51	21	34	106	2.68
4	1	Gonzalez Valentina (L)	ARG	44	11	24	79	2.32
5	2	Lopez Flores Leslie A. (L)	MEX	46	30	52	128	2.19
6	8	Martinez Natalia (OH)	DOM	36	4	27	67	1.89
7	9	Monge Valeria (L)	CRC	35	17	29	81	1.84
8	7	Melo Catalina (OH)	CHI	36	20	36	92	1.71
9	4	Rodriguez Gomez Maria F. (OH)	MEX	31	12	27	70	1.48
10	3	Font Soto Allison (OH)	CRC	27	24	22	73	1.42
Total Tournament				857	525	1.296	2.678	14.53



Best Setters


Rk	No	Name	Team	Running Sets	Faults	Still Sets	Total Attempts	Avg. by set
1	14	Perez Flores Yokaty (S)	DOM	75	8	292	375	3.95
2	7	Benitez Azul (S)	ARG	59	8	335	402	3.11
3	1	Carrasco Maureen (S)	CHI	43	5	401	449	2.05
4	6	Vargas Guevara Janeth (S)	MEX	42	10	340	392	2.00
5	12	Prendas Maria F. (S)	CRC	30	16	339	385	1.58
6	5	Sequerira Castaneda Eugenia (S)	NCA	11	21	305	337	0.58
7	13	Germanier Sabrina (S)	ARG	9	-	48	57	0.47
8	9	Rex Macarena (S)	CHI	9	10	81	100	0.43
9	7	Aguilera Maria E. (S)	MEX	7	1	73	81	0.33
10	15	Conto Calero Ericka (OP)	NCA	2	8	66	76	0.11
Total Tournament				297	131	2.945	3.373	5.03



Best Receivers

Limit: 20.00%

Rk	No	Name	Team	Excellents	Faults	Serve Receptions	Total Attempts	Eff. %
1	17	Martinez Caro Larysmer (L)	DOM	34	2	26	62	51.61
2	2	Lopez Flores Leslie A. (L)	MEX	52	10	49	111	37.84
3	5	Biain Fiamma (OH)	ARG	26	3	35	64	35.94
4	7	Melo Catalina (OH)	CHI	32	5	41	78	34.62
5	2	Urretaviscaya Gabriela (L)	CHI	58	12	74	144	31.94
6	9	Tosi Anahi (OP)	ARG	34	9	36	79	31.65
7	6	Pulgar Catalina (OH)	CHI	28	6	38	72	30.56
8	4	Rodriguez Gomez Maria F. (OH)	MEX	35	6	54	95	30.53
9	7	Garcia de La Cruz Maria I. (OH)	DOM	27	7	32	66	30.30
10	18	Gonzalez Guzman Mitzy (OH)	MEX	31	10	57	98	21.43
Total Tournament				651	250	1.112	2.013	19.92



Best Liberos

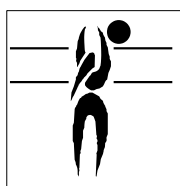
Rk	No	Name	Team	Excellents	Faults	In play	Total attempts	Avg. by set
1	2	Urretaviscaya Gabriela (L)	CHI	121	34	131	286	5.76
2	2	Lopez Flores Leslie A. (L)	MEX	98	40	101	239	4.67
3	17	Martinez Caro Larysmer (L)	DOM	86	9	74	169	4.53
4	9	Monge Valeria (L)	CRC	72	39	78	189	3.79
5	1	Gonzalez Valentina (L)	ARG	67	14	53	134	3.53
6	18	Macies Ariana (L)	ARG	33	8	40	81	1.74



Best Spikers

Limit: 15.00%

Rk	Team	Spikes	Faults	Shots	Total Attempts	Succ. %
1	DOM Dominican Republic	234	62	210	506	46.25
2	ARG Argentina	218	72	265	555	39.28
3	MEX Mexico	197	68	319	584	33.73
4	CHI Chile	222	91	384	697	31.85
5	CRC Costa Rica	137	84	336	557	24.60
6	NCA Nicaragua	98	83	351	532	18.42
Total Tournament		1.106	460	1.865	3.431	32.24




Best Blockers

Rk	Team	Kill Blocks	Faults	Rebounds	Total Attempts	Avg. by set
1	DOM Dominican Republic	51	49	99	199	2.68
1	ARG Argentina	51	67	97	215	2.68
3	CHI Chile	37	84	155	276	1.76
4	MEX Mexico	34	73	111	218	1.62
5	CRC Costa Rica	24	50	90	164	1.26
6	NCA Nicaragua	16	71	98	185	0.84
Total Tournament		213	394	650	1.257	3.61



Best Servers

Rk	Team	Aces	Faults	Serve Hits	Total Attempts	Avg. by set
1	MEX Mexico	65	55	323	443	3.10
2	DOM Dominican Republic	54	48	357	459	2.84
3	ARG Argentina	44	68	322	434	2.32
4	CHI Chile	35	54	362	451	1.67
5	NCA Nicaragua	23	33	193	249	1.21
5	CRC Costa Rica	23	54	237	314	1.21
Total Tournament		244	312	1.794	2.350	4.14



Best Diggers

Rk	Team	Digs	Faults	Receptions	Total Attempts	Avg. by set
1	CHI Chile	181	97	260	538	8.62
2	DOM Dominican Republic	159	52	206	417	8.37
3	ARG Argentina	155	68	169	392	8.16
4	CRC Costa Rica	129	108	185	422	6.79
5	MEX Mexico	141	98	222	461	6.71
6	NCA Nicaragua	92	102	254	448	4.84
Total Tournament		857	525	1.296	2.678	14.53



Best Setters

Rk	Team	Running Sets	Faults	Still Sets	Total Attempts	Avg. by set
1	DOM Dominican Republic	76	11	403	490	4.00
2	ARG Argentina	70	9	463	542	3.68
3	CHI Chile	54	21	590	665	2.57
4	MEX Mexico	50	17	508	575	2.38
5	CRC Costa Rica	32	29	489	550	1.68
6	NCA Nicaragua	15	44	492	551	0.79
Total Tournament		297	131	2.945	3.373	5.03



Best Receivers

Limit: 20.00%

Rk	Team	Excellents	Faults	Serve Receptions	Total Attempts	Eff. %
1	ARG Argentina	126	19	154	299	35.79
2	MEX Mexico	130	28	178	336	30.36
3	CHI Chile	137	31	182	350	30.29
4	DOM Dominican Republic	85	22	122	229	27.51
5	CRC Costa Rica	113	68	215	396	11.36
6	NCA Nicaragua	60	82	261	403	
Total Tournament		651	250	1.112	2.013	19.92



DOMINICAN REPUBLIC, 17-25 April, 2015

Dominicans are crowned at U20 Pan American Cup

SANTO DOMINGO, Dominican Republic, April 24, 2015 – The Dominican Republic captured the gold medal at the U20 Women's Pan American Cup by defeating Argentina 3-1 (25-20, 25-22, 20-25, 25-15) in front of a noisy crowd of over 3,000 spectators at Ricardo Arias Pavilion of Santo Domingo on Friday night.

Gaila Gonzalez, who was named the Most Valuable Player, had a tournament-high 26 points to lead four Dominican players with double digits in the scores. Jineiry Martinez followed with 20 points while Natalia Martinez and Maria Garcia contributed 14 and 10 points, respectively.

Maria Corbalan was the top offensive player for Argentina with 21 points followed by Anahi Tosi who had 15 points. Candelaria Herrera and Candela Nota had 8 points apiece in the loss. The winners led in attacks (58-35) and the losers had the edge in blocks (12-11) and scored 10 aces to 4 by the eventual champions.

Chile 3, Mexico 1

Chile defeated Mexico 3-1 (25-20, 22-25, 25-20, 25-18) in the match for the bronze medal. Analia Carvajal was the offensive star for Chile with 23 points, including three blocks and one ace, followed by the captain Catalina Melo and Catalina Pulgar with 18 and 12 points, respectively. Laura Sotomayor had four blocks among her 9 points in the victory. Maria Rodriguez and Cristina Pantoja were the best scorers for Mexico with 19 and 16 points, respectively, while Karina Flores and Mitzy Gonzalez finished with 8 apiece. Chile dominated in attacks (57-44) and blocks (10-6) while Mexico was stronger in serves (9-3).

Costa Rica 3, Nicaragua 1

Costa Rica defeated Nicaragua 3-1 (25-23, 12-25, 25-21, 25-16) in the match for the fifth position. Each team made 30 unforced errors and scored with 7 blocks. The winners held a slight advantage in attacks 40-37 while the defeated side edged in the aces category 11-10. Tania Carazo led Costa Rica with 17 points followed by Allison Font and Mariana Rodriguez with 11 and 10 points, respectively. Florelisa Smith topped Nicaragua with 14 points and Eugenia Sequeira notched 12 tallies. Maria Cruz and Ericka Conto finished with 11 and 10 points in the loss.



DOMINICAN REPUBLIC, 17-25 April, 2015

Dominicanas son coronadas en Copa Panamericana Sub-20

SANTO DOMINGO, República Dominicana, 24 de abril 2015 - La República Dominicana ganó la medalla de oro en la Copa Panamericana de Mujeres Sub-20 al derrotar a Argentina por 3-1 (25-20, 25-22, 20-25, 25-15) frente de una ruidosa multitud de más de 3.000 espectadores en el Pabellón Ricardo Arias de Santo Domingo en la noche del viernes.

Gaila González, quien fue nombrada la Jugadora Más Valiosa, tuvo un total máximo del torneo con 26 puntos para encabezar a cuatro jugadoras dominicanas con dobles dígitos en las puntuaciones. Jineiry Martínez siguió con 20 puntos, mientras que Natalia Martínez y María García contribuyeron con 14 y 10 puntos, respectivamente.

María Corbalán fue la mejor jugadora ofensiva de Argentina con 21 puntos seguida por Anahi Tosi quien tuvo 15 puntos. Candelaria Herrera y Candela Nota tuvieron 8 puntos cada uno en la derrota.

Las ganadoras encabezaron en ataques (58-35) y las perdedores tuvieron la ventaja en bloqueos (12-11) y anotaron 10 aces contra 4 por las eventuales campeonas.

Chile 3, México 1

Chile derrotó a México 3-1 (25-20, 22-25, 25-20, 25-18) en el partido por la medalla de bronce. Amalia Carvajal fue la estrella ofensiva de Chile con 23 puntos, incluyendo tres bloqueos y un ace, seguida por la capitana Catalina Melo y Catalina Pulgar con 18 y 12 puntos, respectivamente. Laura Sotomayor tuvo cuatro bloqueos entre sus 9 puntos en la victoria. María Rodríguez y Cristina Pantoja fueron las mejores anotadoras por México con 19 y 16 puntos, respectivamente, mientras que Karina Flores y Mitzy González terminaron con 8 cada una. Chile dominó en los ataques (57-44) y bloqueos (10-6), mientras que México fue más fuerte en los saques (9-3).

Costa Rica 3, Nicaragua 1

Costa Rica derrotó a Nicaragua 3-1 (25-23, 12-25, 25-21, 25-16) en el partido por el quinto puesto. Cada equipo hizo 30 errores no forzados y anotó con 7 bloqueos. Las ganadoras tuvieron una ligera ventaja en los ataques de 40 a 37, mientras que el bando derrotado superó en la categoría de aces 11 a 10. Tania Carazo lideró a Costa Rica con 17 puntos, seguida por Allison Font y Mariana Rodríguez con 11 y 10 puntos, respectivamente. Florelisa Smith encabezó a Nicaragua con 14 puntos y Eugenia Sequeira anotó 12 tantos. María Cruz y Ericka Conto terminaron con 11 y 10 puntos en la derrota.