



# P-3 VOLLEYBALL • Match players ranking

## Women's U20 Pan American Cup, Rep. Dominicana 2015 Finals (Places 5-6)



**Match:** 16 **Date:** 24/04/2015 **Spectators:** 250  
**City:** Santo Domingo, D.N.  
**Hall:** Palacio del Voleibol Ricardo Arias  
**Match duration:** **Start:** 15:00 **End:** 16:52 **Total:** 1:52

Teams	Sets	1	2	3	4	5	Total
<b>CRC</b>	<b>3</b>	25	12	25	25		87
<b>NCA</b>	<b>1</b>	23	25	21	16		85
<b>Set duration</b>		0:29	0:29	0:25	0:20		1:43




### CRC • Costa Rica



**Spike**

Succ. %  
Limit: 15.00%

Rk	No	Name	Spikes	Faults	Shots	Total Attempts	Note
1	8	Carazo Tania (OH)	17	5	36	58	29.31
2	10	Sayles Tatiana (OP)	7	4	20	31	22.58
3	3	Font Soto Allison (OH)	9	5	27	41	21.95
-	11	Rodriguez Mariana (MB)	6	2	10	18	
-	17	Alfaro Maria F. (MB)	-	2	5	7	
-	12	Prendas Maria F. (S)	1	1	3	5	
-	16	Obando Camacho Gianina (MB)	-	-	2	2	
-	1	Quiros Fabiola (OH)	-	-	1	1	
-	4	Bright Shereen (OH)	-	-	-	-	
-	6	Solano Irene (S)	-	-	-	-	
-	9	Monge Valeria (L)	-	-	-	-	
-	19	Murillo Gutierre Ana Rosa (OH)	-	-	-	-	
<b>Others</b>			-	-	-	-	
<b>Total Team</b>			40	19	104	163	24.54



**Block**

Avg. by set

Rk	No	Name	Kill Blocks	Faults	Rebounds	Total Attempts	Note
1	17	Alfaro Maria F. (MB)	3	3	7	13	0.75
2	10	Sayles Tatiana (OP)	2	3	8	13	0.50
3	3	Font Soto Allison (OH)	1	-	3	4	0.25
3	11	Rodriguez Mariana (MB)	1	2	6	9	0.25
-	1	Quiros Fabiola (OH)	-	-	-	-	
-	4	Bright Shereen (OH)	-	-	-	-	
-	6	Solano Irene (S)	-	-	-	-	
-	9	Monge Valeria (L)	-	-	-	-	
-	12	Prendas Maria F. (S)	-	-	3	3	
-	16	Obando Camacho Gianina (MB)	-	-	1	1	
-	19	Murillo Gutierre Ana Rosa (OH)	-	-	-	-	
-	8	Carazo Tania (OH)	-	1	4	5	
<b>Others</b>			-	-	-	-	
<b>Total Team</b>			7	9	32	48	1.75





# P-3 VOLLEYBALL • Match players ranking

Women's U20 Pan American Cup, Rep. Dominicana 2015  
Finals (Places 5-6)



**Match:** 16 **Date:** 24/04/2015 **Spectators:** 250  
**City:** Santo Domingo, D.N.  
**Hall:** Palacio del Voleibol Ricardo Arias  
**Match duration:** **Start:** 15:00 **End:** 16:52 **Total:** 1:52

Teams	Sets	1	2	3	4	5	Total
<b>CRC</b>	<b>3</b>	25	12	25	25		87
<b>NCA</b>	<b>1</b>	23	25	21	16		85
<b>Set duration</b>		0:29	0:29	0:25	0:20		1:43



## CRC • Costa Rica

Rk	No	Name	Aces	Faults	Serve Hits	Total Attempts	Note
1	12	Prendas Maria F. (S)	4	1	14	19	1.00
2	11	Rodriguez Mariana (MB)	3	1	11	15	0.75
3	1	Quiros Fabiola (OH)	1	-	1	2	0.25
3	17	Alfaro Maria F. (MB)	1	1	12	14	0.25
3	3	Font Soto Allison (OH)	1	1	9	11	0.25
-	4	Bright Shereen (OH)	-	-	-	-	
-	6	Solano Irene (S)	-	-	1	1	
-	9	Monge Valeria (L)	-	-	-	-	
-	10	Sayles Tatiana (OP)	-	-	12	12	
-	16	Obando Camacho Gianina (MB)	-	-	-	-	
-	19	Murillo Gutierrez Ana Rosa (OH)	-	-	-	-	
-	8	Carazo Tania (OH)	-	1	10	11	
<b>Others</b>			-	-	-	-	
<b>Total Team</b>			10	5	70	85	2.50

**Serve**

Avg. by set

Team	Opponent errors & Team faults	30	8		38	
------	-------------------------------	----	---	--	----	--

Rk	No	Name	Digs	Faults	Receptions	Total Attempts	Note
1	8	Carazo Tania (OH)	23	5	15	43	5.75
2	3	Font Soto Allison (OH)	13	5	11	29	3.25
3	9	Monge Valeria (L)	8	2	7	17	2.00
4	12	Prendas Maria F. (S)	3	2	17	22	0.75
5	6	Solano Irene (S)	1	1	2	4	0.25
5	10	Sayles Tatiana (OP)	1	5	7	13	0.25
-	4	Bright Shereen (OH)	-	-	2	2	
-	16	Obando Camacho Gianina (MB)	-	-	1	1	
-	19	Murillo Gutierrez Ana Rosa (OH)	-	-	-	-	
-	1	Quiros Fabiola (OH)	-	1	3	4	
-	11	Rodriguez Mariana (MB)	-	1	3	4	
-	17	Alfaro Maria F. (MB)	-	1	3	4	
<b>Others</b>			-	-	-	-	
<b>Total Team</b>			49	23	71	143	12.25

**Dig**

Avg. by set





# P-3 VOLLEYBALL • Match players ranking

Women's U20 Pan American Cup, Rep. Dominicana 2015  
Finals (Places 5-6)




**Match:** 16 **Date:** 24/04/2015 **Spectators:** 250  
**City:** Santo Domingo, D.N.  
**Hall:** Palacio del Voleibol Ricardo Arias  
**Match duration:** **Start:** 15:00 **End:** 16:52 **Total:** 1:52

Teams	Sets	1	2	3	4	5	Total
<b>CRC</b>	<b>3</b>	25	12	25	25		87
<b>NCA</b>	<b>1</b>	23	25	21	16		85
<b>Set duration</b>		0:29	0:29	0:25	0:20		1:43




## CRC • Costa Rica



**Set**

Avg. by set

Rk	No	Name	Running Sets	Faults	Still Sets	Total Attempts	Note
1	12	Prendas Maria F. (S)	15	7	97	119	3.75
2	6	Solano Irene (S)	1	1	12	14	0.25
2	8	Carazo Tania (OH)	1	1	6	8	0.25
-	1	Quiros Fabiola (OH)	-	-	1	1	
-	3	Font Soto Allison (OH)	-	-	2	2	
-	4	Bright Shereen (OH)	-	-	-	-	
-	9	Monge Valeria (L)	-	-	3	3	
-	10	Sayles Tatiana (OP)	-	-	1	1	
-	16	Obando Camacho Gianina (MB)	-	-	1	1	
-	17	Alfaro Maria F. (MB)	-	-	7	7	
-	19	Murillo Gutierrez Ana Rosa (OH)	-	-	-	-	
-	11	Rodriguez Mariana (MB)	-	1	9	10	
<b>Others</b>			-	-	-	-	
<b>Total Team</b>			17	10	139	166	4.25



**Reception**

Eff. %  
Limit: 20.00%

Rk	No	Name	Excellents	Faults	Serve Receptions	Total Attempts	Note
1	8	Carazo Tania (OH)	7	1	14	22	27.27
2	9	Monge Valeria (L)	8	3	13	24	20.83
3	3	Font Soto Allison (OH)	9	4	12	25	20.00
-	11	Rodriguez Mariana (MB)	-	-	1	1	
-	6	Solano Irene (S)	-	-	-	-	
-	10	Sayles Tatiana (OP)	-	-	-	-	
-	16	Obando Camacho Gianina (MB)	-	-	-	-	
-	17	Alfaro Maria F. (MB)	-	-	-	-	
-	19	Murillo Gutierrez Ana Rosa (OH)	-	-	-	-	
-	4	Bright Shereen (OH)	-	1	1	2	
-	1	Quiros Fabiola (OH)	-	1	-	1	
-	12	Prendas Maria F. (S)	-	1	-	1	
<b>Others</b>			-	-	-	-	
<b>Total Team</b>			24	11	41	76	17.11





# P-3 VOLLEYBALL • Match players ranking


Women's U20 Pan American Cup, Rep. Dominicana 2015  
Finals (Places 5-6)



**Match:** 16 **Date:** 24/04/2015 **Spectators:** 250  
**City:** Santo Domingo, D.N.  
**Hall:** Palacio del Voleibol Ricardo Arias  
**Match duration:** **Start:** 15:00 **End:** 16:52 **Total:** 1:52

Teams	Sets	1	2	3	4	5	Total
<b>CRC</b>	<b>3</b>	25	12	25	25		87
<b>NCA</b>	<b>1</b>	23	25	21	16		85
<b>Set duration</b>		0:29	0:29	0:25	0:20		1:43


## NCA • Nicaragua



**Spike**

Succ. %  
Limit: 15.00%

Rk	No	Name	Spikes	Faults	Shots	Total Attempts	Note
1	20	Cruz Cortez Maria (OH)	9	4	21	34	26.47
2	8	Smith Florelisa (MB)	11	4	35	50	22.00
3	15	Conto Calero Ericka (OP)	8	4	26	38	21.05
-	5	Sequerira Castaneda Eugenia (S)	7	3	14	24	
-	2	Lopez Manzano Elianny (MB)	2	-	13	15	
-	18	Cubillo Pavon Pamela (MB)	-	1	2	3	
-	1	Pereira H. Andrea V.(OH)	-	-	-	-	
-	3	Cortez Jackson Andrea (OH)	-	-	-	-	
-	9	Estrada Alvarado Katerine (S)	-	-	-	-	
-	16	Carcache Aguilar Leonela (L)	-	-	-	-	
-	17	Valenzuela Guzman Perla (OH)	-	-	-	-	
-	19	Ortiz Zepeda Ditzzy (OH)	-	-	-	-	
<b>Others</b>			-	-	-	-	
<b>Total Team</b>			37	16	111	164	22.56



**Block**

Avg. by set

Rk	No	Name	Kill Blocks	Faults	Rebounds	Total Attempts	Note
1	20	Cruz Cortez Maria (OH)	2	-	2	4	0.50
1	18	Cubillo Pavon Pamela (MB)	2	3	8	13	0.50
3	8	Smith Florelisa (MB)	1	-	2	3	0.25
3	15	Conto Calero Ericka (OP)	1	3	5	9	0.25
3	5	Sequerira Castaneda Eugenia (S)	1	5	2	8	0.25
-	1	Pereira H. Andrea V.(OH)	-	-	-	-	
-	3	Cortez Jackson Andrea (OH)	-	-	-	-	
-	9	Estrada Alvarado Katerine (S)	-	-	-	-	
-	16	Carcache Aguilar Leonela (L)	-	-	-	-	
-	17	Valenzuela Guzman Perla (OH)	-	-	-	-	
-	19	Ortiz Zepeda Ditzzy (OH)	-	-	-	-	
-	2	Lopez Manzano Elianny (MB)	-	5	12	17	
<b>Others</b>			-	-	-	-	
<b>Total Team</b>			7	16	31	54	1.75





# P-3 VOLLEYBALL • Match players ranking

Women's U20 Pan American Cup, Rep. Dominicana 2015  
Finals (Places 5-6)




**Match:** 16 **Date:** 24/04/2015 **Spectators:** 250  
**City:** Santo Domingo, D.N.  
**Hall:** Palacio del Voleibol Ricardo Arias  
**Match duration:** **Start:** 15:00 **End:** 16:52 **Total:** 1:52

Teams	Sets	1	2	3	4	5	Total
<b>CRC</b>	<b>3</b>	25	12	25	25		87
<b>NCA</b>	<b>1</b>	23	25	21	16		85
<b>Set duration</b>		0:29	0:29	0:25	0:20		1:43

## NCA • Nicaragua

Rk	No	Name	Aces	Faults	Serve Hits	Total Attempts	Note
1	5	Sequerira Castaneda Eugenia (S)	4	1	10	15	1.00
2	2	Lopez Manzano Elianny (MB)	2	-	12	14	0.50
2	8	Smith Florelisa (MB)	2	5	15	22	0.50
4	9	Estrada Alvarado Katerine (S)	1	-	7	8	0.25
4	15	Conto Calero Ericka (OP)	1	-	9	10	0.25
4	18	Cubillo Pavon Pamela (MB)	1	2	6	9	0.25
-	1	Pereira H. Andrea V.(OH)	-	-	-	-	
-	3	Cortez Jackson Andrea (OH)	-	-	-	-	
-	16	Carcache Aguilar Leonela (L)	-	-	-	-	
-	17	Valenzuela Guzman Perla (OH)	-	-	-	-	
-	19	Ortiz Zepeda Ditzzy (OH)	-	-	-	-	
-	20	Cruz Cortez Maria (OH)	-	1	7	8	
<b>Others</b>			-	-	-	-	
<b>Total Team</b>			11	9	66	86	2.75




**Serve**

Avg. by set

Team	Opponent errors & Team faults	Aces	Faults	Serve Hits	Total Attempts	Note
	Opponent errors & Team faults	30	9		39	

Rk	No	Name	Digs	Faults	Receptions	Total Attempts	Note
1	20	Cruz Cortez Maria (OH)	10	-	7	17	2.50
2	2	Lopez Manzano Elianny (MB)	9	5	9	23	2.25
3	8	Smith Florelisa (MB)	8	4	17	29	2.00
4	5	Sequerira Castaneda Eugenia (S)	5	2	11	18	1.25
5	16	Carcache Aguilar Leonela (L)	3	1	4	8	0.75
5	15	Conto Calero Ericka (OP)	3	3	17	23	0.75
7	18	Cubillo Pavon Pamela (MB)	2	-	7	9	0.50
-	1	Pereira H. Andrea V.(OH)	-	-	-	-	
-	3	Cortez Jackson Andrea (OH)	-	-	-	-	
-	9	Estrada Alvarado Katerine (S)	-	-	2	2	
-	17	Valenzuela Guzman Perla (OH)	-	-	-	-	
-	19	Ortiz Zepeda Ditzzy (OH)	-	-	-	-	
<b>Others</b>			-	-	-	-	
<b>Total Team</b>			40	15	74	129	10.00



**Dig**

Avg. by set





# P-3 VOLLEYBALL • Match players ranking

Women's U20 Pan American Cup, Rep. Dominicana 2015  
Finals (Places 5-6)




**Match:** 16 **Date:** 24/04/2015 **Spectators:** 250  
**City:** Santo Domingo, D.N.  
**Hall:** Palacio del Voleibol Ricardo Arias  
**Match duration:** **Start:** 15:00 **End:** 16:52 **Total:** 1:52

Teams	Sets	1	2	3	4	5	Total
<b>CRC</b>	<b>3</b>	25	12	25	25		87
<b>NCA</b>	<b>1</b>	23	25	21	16		85
<b>Set duration</b>		0:29	0:29	0:25	0:20		1:43

## NCA • Nicaragua


Rk	No	Name	Running Sets	Faults	Still Sets	Total Attempts	Note
1	5	Sequerira Castaneda Eugenia (S)	3	1	88	92	0.75
2	9	Estrada Alvarado Katerine (S)	1	-	2	3	0.25
2	15	Conto Calero Ericka (OP)	1	1	29	31	0.25
-	1	Pereira H. Andrea V.(OH)	-	-	-	-	
-	3	Cortez Jackson Andrea (OH)	-	-	-	-	
-	17	Valenzuela Guzman Perla (OH)	-	-	-	-	
-	18	Cubillo Pavon Pamela (MB)	-	-	8	8	
-	19	Ortiz Zepeda Ditzzy (OH)	-	-	-	-	
-	20	Cruz Cortez Maria (OH)	-	1	7	8	
-	2	Lopez Manzano Elianny (MB)	-	2	11	13	
-	16	Carcache Aguilar Leonela (L)	-	1	5	6	
-	8	Smith Florelisa (MB)	-	2	6	8	
<b>Others</b>			-	-	-	-	
<b>Total Team</b>			5	8	156	169	1.25



**Set**

Avg. by set

Rk	No	Name	Excellents	Faults	Serve Receptions	Total Attempts	Note
1	8	Smith Florelisa (MB)	8	6	18	32	6.25
-	2	Lopez Manzano Elianny (MB)	-	-	13	13	
-	15	Conto Calero Ericka (OP)	2	2	8	12	
-	1	Pereira H. Andrea V.(OH)	-	-	-	-	
-	3	Cortez Jackson Andrea (OH)	-	-	-	-	
-	5	Sequerira Castaneda Eugenia (S)	-	-	-	-	
-	9	Estrada Alvarado Katerine (S)	-	-	-	-	
-	17	Valenzuela Guzman Perla (OH)	-	-	-	-	
-	18	Cubillo Pavon Pamela (MB)	-	-	-	-	
-	19	Ortiz Zepeda Ditzzy (OH)	-	-	-	-	
-	16	Carcache Aguilar Leonela (L)	-	1	3	4	
-	20	Cruz Cortez Maria (OH)	3	5	12	20	
<b>Others</b>			-	-	-	-	
<b>Total Team</b>			13	14	54	81	



**Reception**

Eff. %  
Limit: 20.00%

