



P-3 VOLLEYBALL • Match players ranking

Women's U20 Pan American Cup, Rep. Dominicana 2015
Preliminary Round



Match: 6 **Date:** 20/04/2015 **Spectators:** 870
City: Santo Domingo, D. N.
Hall: Palacio del Voleibol Ricardo Arias
Match duration: **Start:** 20:00 **End:** 21:03 **Total:** 1:03

| Teams | Sets | 1 | 2 | 3 | 4 | 5 | Total |
|---------------------|----------|------|------|------|---|---|-------|
| DOM | 3 | 25 | 25 | 25 | | | 75 |
| CRC | 0 | 7 | 9 | 16 | | | 32 |
| Set duration | | 0:13 | 0:20 | 0:24 | | | 0:57 |




DOM • Dominican Republic



Spike

Succ. %
Limit: 15.00%

| Rk | No | Name | Spikes | Faults | Shots | Total Attempts | Note |
|-------------------|----|---------------------------------|--------|--------|-------|----------------|-------|
| 1 | 3 | Gonzalez Lopez Gaila C. (OP) | 13 | 1 | 4 | 18 | 72.22 |
| 2 | 8 | Martinez Natalia (OH) | 6 | 1 | 3 | 10 | 60.00 |
| - | 4 | Peralta Luna Vielka M. (OH) | 3 | 1 | 4 | 8 | |
| - | 9 | Hinojoa Diaz Angelica M. (MB) | 4 | 1 | 1 | 6 | |
| - | 7 | Garcia de La Cruz Maria I. (OH) | 2 | 2 | 2 | 6 | |
| - | 1 | Martinez Jineiry (MB) | 3 | - | 1 | 4 | |
| - | 2 | Guillen Madeline J. (OH) | 3 | - | 1 | 4 | |
| - | 14 | Perez Flores Yokaty (S) | 2 | - | - | 2 | |
| - | 11 | Semfle Milisde Genesis (MB) | - | - | - | - | |
| - | 12 | Rivero Santana Ayleen R. (S) | - | - | - | - | |
| - | 13 | Matos Duran Massiel (OP) | - | - | - | - | |
| - | 17 | Martinez Caro Larysmer (L) | - | - | - | - | |
| Others | | | - | - | - | - | |
| Total Team | | | 36 | 6 | 16 | 58 | 62.07 |



Block

Avg. by set

| Rk | No | Name | Kill Blocks | Faults | Rebounds | Total Attempts | Note |
|-------------------|----|---------------------------------|-------------|--------|----------|----------------|------|
| 1 | 9 | Hinojoa Diaz Angelica M. (MB) | 5 | 1 | 5 | 11 | 1.67 |
| 2 | 1 | Martinez Jineiry (MB) | 3 | 2 | 1 | 6 | 1.00 |
| 3 | 3 | Gonzalez Lopez Gaila C. (OP) | 2 | 2 | 2 | 6 | 0.67 |
| 4 | 14 | Perez Flores Yokaty (S) | 1 | - | - | 1 | 0.33 |
| - | 2 | Guillen Madeline J. (OH) | - | - | - | - | |
| - | 4 | Peralta Luna Vielka M. (OH) | - | - | - | - | |
| - | 7 | Garcia de La Cruz Maria I. (OH) | - | - | - | - | |
| - | 8 | Martinez Natalia (OH) | - | - | 1 | 1 | |
| - | 11 | Semfle Milisde Genesis (MB) | - | - | - | - | |
| - | 12 | Rivero Santana Ayleen R. (S) | - | - | - | - | |
| - | 13 | Matos Duran Massiel (OP) | - | - | - | - | |
| - | 17 | Martinez Caro Larysmer (L) | - | - | - | - | |
| Others | | | - | - | - | - | |
| Total Team | | | 11 | 5 | 9 | 25 | 3.67 |





P-3 VOLLEYBALL • Match players ranking

Women's U20 Pan American Cup, Rep. Dominicana 2015
Preliminary Round



Match: 6 **Date:** 20/04/2015 **Spectators:** 870
City: Santo Domingo, D. N.
Hall: Palacio del Voleibol Ricardo Arias
Match duration: **Start:** 20:00 **End:** 21:03 **Total:** 1:03

| Teams | Sets | 1 | 2 | 3 | 4 | 5 | Total |
|---------------------|----------|------|------|------|---|---|-------|
| DOM | 3 | 25 | 25 | 25 | | | 75 |
| CRC | 0 | 7 | 9 | 16 | | | 32 |
| Set duration | | 0:13 | 0:20 | 0:24 | | | 0:57 |



DOM • Dominican Republic

| Rk | No | Name | Aces | Faults | Serve Hits | Total Attempts | Note |
|-------------------|----|---------------------------------|------|--------|------------|----------------|------|
| 1 | 8 | Martinez Natalia (OH) | 7 | 2 | 8 | 17 | 2.33 |
| 2 | 7 | Garcia de La Cruz Maria I. (OH) | 1 | - | 5 | 6 | 0.33 |
| 2 | 3 | Gonzalez Lopez Gaila C. (OP) | 1 | 2 | 7 | 10 | 0.33 |
| - | 2 | Guillen Madeline J. (OH) | - | - | 2 | 2 | |
| - | 4 | Peralta Luna Vielka M. (OH) | - | - | 6 | 6 | |
| - | 11 | Semfle Milisde Genesis (MB) | - | - | - | - | |
| - | 12 | Rivero Santana Ayleen R. (S) | - | - | - | - | |
| - | 13 | Matos Duran Massiel (OP) | - | - | - | - | |
| - | 14 | Perez Flores Yokaty (S) | - | - | 18 | 18 | |
| - | 17 | Martinez Caro Larysmer (L) | - | - | - | - | |
| - | 9 | Hinojoa Diaz Angelica M. (MB) | - | 1 | 4 | 5 | |
| - | 1 | Martinez Jineiry (MB) | - | 3 | 5 | 8 | |
| Others | | | - | - | - | - | |
| Total Team | | | 9 | 8 | 55 | 72 | 3.00 |

Serve

Avg. by set

| Team | Opponent errors & Team faults | Aces | Faults | Serve Hits | Total Attempts | Note |
|------|-------------------------------|------|--------|------------|----------------|------|
| | Opponent errors & Team faults | 19 | 1 | | 20 | |

| Rk | No | Name | Digs | Faults | Receptions | Total Attempts | Note |
|-------------------|----|---------------------------------|------|--------|------------|----------------|------|
| 1 | 17 | Martinez Caro Larysmer (L) | 6 | 1 | 7 | 14 | 2.00 |
| 2 | 8 | Martinez Natalia (OH) | 4 | 1 | 3 | 8 | 1.33 |
| 3 | 3 | Gonzalez Lopez Gaila C. (OP) | 3 | 2 | 2 | 7 | 1.00 |
| 4 | 1 | Martinez Jineiry (MB) | 2 | - | 2 | 4 | 0.67 |
| 4 | 7 | Garcia de La Cruz Maria I. (OH) | 2 | - | 4 | 6 | 0.67 |
| 6 | 9 | Hinojoa Diaz Angelica M. (MB) | 1 | 1 | 2 | 4 | 0.33 |
| - | 4 | Peralta Luna Vielka M. (OH) | - | - | 1 | 1 | |
| - | 11 | Semfle Milisde Genesis (MB) | - | - | - | - | |
| - | 12 | Rivero Santana Ayleen R. (S) | - | - | - | - | |
| - | 13 | Matos Duran Massiel (OP) | - | - | - | - | |
| - | 2 | Guillen Madeline J. (OH) | - | 1 | 2 | 3 | |
| - | 14 | Perez Flores Yokaty (S) | - | 2 | 3 | 5 | |
| Others | | | - | - | - | - | |
| Total Team | | | 18 | 8 | 26 | 52 | 6.00 |

Dig

Avg. by set





P-3 VOLLEYBALL • Match players ranking

Women's U20 Pan American Cup, Rep. Dominicana 2015
Preliminary Round




Match: 6 **Date:** 20/04/2015 **Spectators:** 870
City: Santo Domingo, D. N.
Hall: Palacio del Voleibol Ricardo Arias
Match duration: **Start:** 20:00 **End:** 21:03 **Total:** 1:03

| Teams | Sets | 1 | 2 | 3 | 4 | 5 | Total |
|---------------------|----------|------|------|------|---|---|-------|
| DOM | 3 | 25 | 25 | 25 | | | 75 |
| CRC | 0 | 7 | 9 | 16 | | | 32 |
| Set duration | | 0:13 | 0:20 | 0:24 | | | 0:57 |




DOM • Dominican Republic



Set

Avg. by set

| Rk | No | Name | Running Sets | Faults | Still Sets | Total Attempts | Note |
|-------------------|----|---------------------------------|--------------|--------|------------|----------------|------|
| 1 | 14 | Perez Flores Yokaty (S) | 10 | 1 | 38 | 49 | 3.33 |
| - | 1 | Martinez Jineiry (MB) | - | - | - | - | |
| - | 2 | Guillen Madeline J. (OH) | - | - | - | - | |
| - | 4 | Peralta Luna Vielka M. (OH) | - | - | - | - | |
| - | 7 | Garcia de La Cruz Maria I. (OH) | - | - | 1 | 1 | |
| - | 8 | Martinez Natalia (OH) | - | - | 2 | 2 | |
| - | 9 | Hinojoa Diaz Angelica M. (MB) | - | - | 1 | 1 | |
| - | 11 | Semfle Milisde Genesis (MB) | - | - | - | - | |
| - | 12 | Rivero Santana Ayleen R. (S) | - | - | - | - | |
| - | 13 | Matos Duran Massiel (OP) | - | - | - | - | |
| - | 17 | Martinez Caro Larysmer (L) | - | - | 2 | 2 | |
| - | 3 | Gonzalez Lopez Gaila C. (OP) | - | 1 | - | 1 | |
| Others | | | - | - | - | - | |
| Total Team | | | 10 | 2 | 44 | 56 | 3.33 |



Reception

Eff. %
Limit: 20.00%

| Rk | No | Name | Excellents | Faults | Serve Receptions | Total Attempts | Note |
|-------------------|----|---------------------------------|------------|--------|------------------|----------------|-------|
| 1 | 17 | Martinez Caro Larysmer (L) | 7 | - | 6 | 13 | 53.85 |
| - | 8 | Martinez Natalia (OH) | 3 | - | 1 | 4 | |
| - | 4 | Peralta Luna Vielka M. (OH) | 1 | 1 | 1 | 3 | |
| - | 7 | Garcia de La Cruz Maria I. (OH) | 1 | - | - | 1 | |
| - | 14 | Perez Flores Yokaty (S) | - | - | 1 | 1 | |
| - | 1 | Martinez Jineiry (MB) | - | - | - | - | |
| - | 3 | Gonzalez Lopez Gaila C. (OP) | - | - | - | - | |
| - | 9 | Hinojoa Diaz Angelica M. (MB) | - | - | - | - | |
| - | 11 | Semfle Milisde Genesis (MB) | - | - | - | - | |
| - | 12 | Rivero Santana Ayleen R. (S) | - | - | - | - | |
| - | 13 | Matos Duran Massiel (OP) | - | - | - | - | |
| - | 2 | Guillen Madeline J. (OH) | - | 1 | 3 | 4 | |
| Others | | | - | - | - | - | |
| Total Team | | | 12 | 2 | 12 | 26 | 38.46 |





P-3 VOLLEYBALL • Match players ranking

Women's U20 Pan American Cup, Rep. Dominicana 2015
Preliminary Round



Match: 6 **Date:** 20/04/2015 **Spectators:** 870
City: Santo Domingo, D. N.
Hall: Palacio del Voleibol Ricardo Arias
Match duration: **Start:** 20:00 **End:** 21:03 **Total:** 1:03

| Teams | Sets | 1 | 2 | 3 | 4 | 5 | Total |
|---------------------|----------|------|------|------|---|---|-------|
| DOM | 3 | 25 | 25 | 25 | | | 75 |
| CRC | 0 | 7 | 9 | 16 | | | 32 |
| Set duration | | 0:13 | 0:20 | 0:24 | | | 0:57 |




CRC • Costa Rica



Spike

Succ. %
Limit: 15.00%

| Rk | No | Name | Spikes | Faults | Shots | Total Attempts | Note |
|-------------------|----|---------------------------------|--------|--------|-------|----------------|-------|
| 1 | 8 | Carazo Tania (OH) | 6 | 1 | 12 | 19 | 31.58 |
| 2 | 3 | Font Soto Allison (OH) | 3 | 6 | 8 | 17 | 17.65 |
| - | 4 | Bright Shereen (OH) | 1 | 4 | 3 | 8 | |
| - | 10 | Sayles Tatiana (OP) | - | 4 | 3 | 7 | |
| - | 11 | Rodriguez Mariana (MB) | 2 | 2 | 2 | 6 | |
| - | 12 | Prendas Maria F. (S) | - | - | 3 | 3 | |
| - | 1 | Quiros Fabiola (OH) | - | - | - | - | |
| - | 6 | Solano Irene (S) | - | - | - | - | |
| - | 9 | Monge Valeria (L) | - | - | - | - | |
| - | 16 | Obando Camacho Gianina (MB) | - | - | - | - | |
| - | 17 | Alfaro Maria F. (MB) | - | - | - | - | |
| - | 19 | Murillo Gutierrez Ana Rosa (OH) | - | - | - | - | |
| Others | | | - | - | - | - | |
| Total Team | | | 12 | 17 | 31 | 60 | 20.00 |



Block

Avg. by set

| Rk | No | Name | Kill Blocks | Faults | Rebounds | Total Attempts | Note |
|-------------------|----|---------------------------------|-------------|--------|----------|----------------|------|
| 1 | 16 | Obando Camacho Gianina (MB) | 1 | 1 | - | 2 | 0.33 |
| 1 | 11 | Rodriguez Mariana (MB) | 1 | 4 | 2 | 7 | 0.33 |
| - | 1 | Quiros Fabiola (OH) | - | - | - | - | |
| - | 4 | Bright Shereen (OH) | - | - | - | - | |
| - | 6 | Solano Irene (S) | - | - | - | - | |
| - | 9 | Monge Valeria (L) | - | - | - | - | |
| - | 10 | Sayles Tatiana (OP) | - | - | 2 | 2 | |
| - | 12 | Prendas Maria F. (S) | - | - | 1 | 1 | |
| - | 19 | Murillo Gutierrez Ana Rosa (OH) | - | - | - | - | |
| - | 17 | Alfaro Maria F. (MB) | - | 1 | 2 | 3 | |
| - | 8 | Carazo Tania (OH) | - | 1 | 1 | 2 | |
| - | 3 | Font Soto Allison (OH) | - | 1 | - | 1 | |
| Others | | | - | - | - | - | |
| Total Team | | | 2 | 8 | 8 | 18 | 0.67 |




Match: 6 **Date:** 20/04/2015 **Spectators:** 870
City: Santo Domingo, D. N.
Hall: Palacio del Voleibol Ricardo Arias
Match duration: Start: 20:00 End: 21:03 Total: 1:03

| Teams | Sets | 1 | 2 | 3 | 4 | 5 | Total |
|---------------------|----------|------|------|------|---|---|-------|
| DOM | 3 | 25 | 25 | 25 | | | 75 |
| CRC | 0 | 7 | 9 | 16 | | | 32 |
| Set duration | | 0:13 | 0:20 | 0:24 | | | 0:57 |



CRC • Costa Rica

| Rk | No | Name | Aces | Faults | Serve Hits | Total Attempts | Note |
|-------------------|----|--------------------------------|------|--------|------------|----------------|------|
| 1 | 1 | Quiros Fabiola (OH) | 1 | - | 3 | 4 | 0.33 |
| 1 | 12 | Prendas Maria F. (S) | 1 | 1 | 4 | 6 | 0.33 |
| - | 4 | Bright Shereen (OH) | - | - | 4 | 4 | |
| - | 9 | Monge Valeria (L) | - | - | - | - | |
| - | 16 | Obando Camacho Gianina (MB) | - | - | - | - | |
| - | 17 | Alfaro Maria F. (MB) | - | - | - | - | |
| - | 19 | Murillo Gutierre Ana Rosa (OH) | - | - | - | - | |
| - | 11 | Rodriguez Mariana (MB) | - | 1 | 6 | 7 | |
| - | 8 | Carazo Tania (OH) | - | 2 | 4 | 6 | |
| - | 10 | Sayles Tatiana (OP) | - | 1 | 2 | 3 | |
| - | 6 | Solano Irene (S) | - | 1 | 1 | 2 | |
| - | 3 | Font Soto Allison (OH) | - | 2 | 1 | 3 | |
| Others | | | - | - | - | - | |
| Total Team | | | 2 | 8 | 25 | 35 | 0.67 |




Serve

Avg. by set

| Team | Opponent errors & Team faults | Aces | Faults | Serve Hits | Total Attempts | Note |
|------|-------------------------------|------|--------|------------|----------------|------|
| | Opponent errors & Team faults | 16 | 15 | | 31 | |

| Rk | No | Name | Digs | Faults | Receptions | Total Attempts | Note |
|-------------------|----|--------------------------------|------|--------|------------|----------------|------|
| 1 | 8 | Carazo Tania (OH) | 4 | 4 | 2 | 10 | 1.33 |
| 2 | 9 | Monge Valeria (L) | 2 | 3 | 5 | 10 | 0.67 |
| 2 | 3 | Font Soto Allison (OH) | 2 | 2 | 1 | 5 | 0.67 |
| - | 1 | Quiros Fabiola (OH) | - | - | - | - | |
| - | 6 | Solano Irene (S) | - | - | - | - | |
| - | 10 | Sayles Tatiana (OP) | - | - | 1 | 1 | |
| - | 16 | Obando Camacho Gianina (MB) | - | - | - | - | |
| - | 17 | Alfaro Maria F. (MB) | - | - | 1 | 1 | |
| - | 19 | Murillo Gutierre Ana Rosa (OH) | - | - | - | - | |
| - | 4 | Bright Shereen (OH) | - | 1 | 2 | 3 | |
| - | 12 | Prendas Maria F. (S) | - | 2 | 4 | 6 | |
| - | 11 | Rodriguez Mariana (MB) | - | 2 | 2 | 4 | |
| Others | | | - | - | - | - | |
| Total Team | | | 8 | 14 | 18 | 40 | 2.67 |



Dig


Avg. by set

Match: 6 **Date:** 20/04/2015 **Spectators:** 870
City: Santo Domingo, D. N.
Hall: Palacio del Voleibol Ricardo Arias
Match duration: Start: 20:00 End: 21:03 Total: 1:03

| Teams | Sets | 1 | 2 | 3 | 4 | 5 | Total |
|---------------------|----------|------|------|------|---|---|-------|
| DOM | 3 | 25 | 25 | 25 | | | 75 |
| CRC | 0 | 7 | 9 | 16 | | | 32 |
| Set duration | | 0:13 | 0:20 | 0:24 | | | 0:57 |




CRC • Costa Rica



Set

Avg. by set

| Rk | No | Name | Running Sets | Faults | Still Sets | Total Attempts | Note |
|-------------------|----|--------------------------------|--------------|--------|------------|----------------|------|
| 1 | 12 | Prendas Maria F. (S) | 2 | 1 | 32 | 35 | 0.67 |
| - | 1 | Quiros Fabiola (OH) | - | - | 1 | 1 | |
| - | 3 | Font Soto Allison (OH) | - | - | 2 | 2 | |
| - | 4 | Bright Shereen (OH) | - | - | 1 | 1 | |
| - | 8 | Carazo Tania (OH) | - | - | 1 | 1 | |
| - | 9 | Monge Valeria (L) | - | - | 4 | 4 | |
| - | 10 | Sayles Tatiana (OP) | - | - | - | - | |
| - | 11 | Rodriguez Mariana (MB) | - | - | 1 | 1 | |
| - | 17 | Alfaro Maria F. (MB) | - | - | - | - | |
| - | 19 | Murillo Gutierre Ana Rosa (OH) | - | - | - | - | |
| - | 6 | Solano Irene (S) | - | 3 | 12 | 15 | |
| - | 16 | Obando Camacho Gianina (MB) | - | 1 | - | 1 | |
| Others | | | - | - | - | - | |
| Total Team | | | 2 | 5 | 54 | 61 | 0.67 |



Reception

Eff. %
Limit: 20.00%

| Rk | No | Name | Excellents | Faults | Serve Receptions | Total Attempts | Note |
|-------------------|----|--------------------------------|------------|--------|------------------|----------------|-------|
| 1 | 8 | Carazo Tania (OH) | 14 | 4 | 19 | 37 | 27.03 |
| - | 3 | Font Soto Allison (OH) | 2 | - | 4 | 6 | |
| - | 4 | Bright Shereen (OH) | - | - | 4 | 4 | |
| - | 1 | Quiros Fabiola (OH) | - | - | 2 | 2 | |
| - | 17 | Alfaro Maria F. (MB) | - | - | 1 | 1 | |
| - | 6 | Solano Irene (S) | - | - | - | - | |
| - | 10 | Sayles Tatiana (OP) | - | - | - | - | |
| - | 11 | Rodriguez Mariana (MB) | - | - | - | - | |
| - | 12 | Prendas Maria F. (S) | - | - | - | - | |
| - | 16 | Obando Camacho Gianina (MB) | - | - | - | - | |
| - | 19 | Murillo Gutierre Ana Rosa (OH) | - | - | - | - | |
| - | 9 | Monge Valeria (L) | 2 | 4 | 5 | 11 | |
| Others | | | - | - | - | - | |
| Total Team | | | 18 | 8 | 35 | 61 | 16.39 |