

U19 Continental Championship 2016



Boletín # 5

27 de Junio del 2016





NOTA CIRCULAR. No. 1

INFORMACIÓN A EQUIPOS PARTICIPANTES EN EL TORNEO NORCECA CONTINENTAL U-19 DE LA HABANA CUBA 2016. / INFORMATION FOR THE PARTICIPATING TEAMS IN THE NORCECA BOYS U-19 CHAMPIONSHIP, HAVANA, 2016.

POR ESTE MEDIO COMUNICAMOS A LAS DELGACIONES PARTICIPANTES EN EL TORNEO NORCECA CONTINENTAL U-19 DE LA HABANA CUBA 2016, QUE A PETICIÓN DEL COMITÉ ORGANIZADOR DEL EVENTO SE APRUEBA LA CELEBRACIÓN DEL PARTIDO NÚMERO 18 ENTRE LOS EQUIPOS DE CUBA Y NICARAGUA A LAS 19.00 HORAS, ESTE CAMBIO SE JUSTIFICA POR LA NECESIDAD DE LA TELEVISIÓN LOCAL PARA TRASMITIR EL PARTIDO EN VIVO. / WE HEREBY NOTIFY THE PARTICIPATING DELEGATIONS IN THE NORCECA BOYS U-19 CHAMPIONSHIP, HAVA, 2016, THAT UPON REQUEST OF THE LOCAL ORGANIZING COMMITTEE IT HAS BEEN AUTHORIZED TO HOLD THE MATCH NO. 18 BETWEEN CUBA AND NICARAGUA AT 19:00. THIS CHANGE IS DUE TO THE LOCAL TELEVISION COMPANY TO BROADCAST THE MATCH LIVE.

EL PARTIDO NÚMERO 17 ENTRE ESTADOS UNIDOS Y MEXICO SE DESARROLLARÁ A LAS 21.00 HORAS, ADECUANDO SUS HORARIOS DE ENTRENAMIENTO, COMO SE DETALLA EN ESTE BOLETÍN, PARA LOS 4 EQUIPOS DE REFERENCIA. / THEREFORE THE MATCH NO. 17 BETWEEN UNITED STATES AND MEXICO WILL BE HELD AT 21:00. THE TRAINING SESSION PROGRAMS FOR THE FOUR (4) ABOVEMENTIONED TEAMS WILL BE ADJUSTED AS DETAILED IN THIS BULLETIN.



MSC. ARIEL SAINZ RODRIGUEZ

PRESIDENTE COMITE DE CONTROL/ CONTROL COMMITTEE PRESIDENT



Calendario y Formato de Competencia / Competition Format and Match Schedule

GROUP-A

No.	Date	Time	Teams		LIVE SCORE	Set	Result per set (points)					POINTS	TOTAL	TIME	FORMS	
							1	2	3	4	5					
2	24-Jun	16:00	UNITED STATES	vs	NICARAGUA	3-0	25-23	25-12	25-23			5-0		1:04	P-2	P-3
4	24-Jun	21:00	COSTA RICA	vs	DOMINICAN REPUBLIC	2-3	25-18	18-25	24-26	26-24	13-15	2-3		1:10	P-2	P-3
6	25-Jun	16:00	DOMINICAN REPUBLIC	vs	NICARAGUA	1-3	25-20	13-25	21-25	23-25		1-4		1:45	P-2	P-3
8	25-Jun	21:00	UNITED STATES	vs	COSTA RICA	3-0	25-9	25-17	25-16			5-0		1:14	P-2	P-3
9	26-Jun	14:00	NICARAGUA	vs	COSTA RICA	3-2	28-26	25-20	13-25	20-25	15-13	3-2		2:06	P-2	P-3
12	26-Jun	21:00	DOMINICAN REPUBLIC	vs	UNITED STATES	0-3	16-25	17-25	21-25			0-5		1:22	P-2	P-3

GROUP-B

No.	Date	Time	Teams		LIVE SCORE	Set	Result per set (points)					POINTS	TOTAL	TIME	FORMS	
							1	2	3	4	5					
1	24-Jun	14:00	MEXICO	vs	JAMAICA	3-0	25-13	25-19	25-8			5-0		1:04	P-2	P-3
3	24-Jun	19:00	CUBA	vs	ANTIGUA & BARBUDA	3-0	25-8	25-7	25-19			5-0		1:31	P-2	P-3
5	25-Jun	14:00	ANTIGUA & BARBUDA	vs	MEXICO	0-3	10-25	19-25	10-25			0-5		1:00	P-2	P-3
7	25-Jun	19:00	CUBA	vs	JAMAICA	3-0	25-15	25-11	25-23			5-0		1:05	P-2	P-3
10	26-Jun	16:00	JAMAICA	vs	ANTIGUA & BARBUDA	3-0	25-11	25-20	25-16			5-0		1:01	P-2	P-3
11	26-Jun	19:00	CUBA	vs	MEXICO	3-1	22-25	25-23	25-20	25-16		4-1		1:46	P-2	P-3

QUARTERFINALS

No.	Date	Time	Teams		LIVE SCORE	Set	Result per set (points)					POINTS	TOTAL	TIME	FORMS	
							1	2	3	4	5					
13	27-Jun	15:00	NCA	vs	JAM	3-0	28-26	25-16	28-26			5-0		1:26	P-2	P-3
14	27-Jun	17:00	MEX	vs	DOM	3-0	25-11	25-12	25-19			5-0		1:09	P-2	P-3

CLASSIFICATION 5/8

No.	Date	Time	Teams		LIVE SCORE	Set	Result per set (points)					POINTS	TOTAL	TIME	FORMS	
							1	2	3	4	5					
15	28-Jun	14:00	CRC	vs	JAM	0-0									P-2	P-3
16	28-Jun	16:00	ANT	vs	DOM	0-0									P-2	P-3

SEMIFINALS

No.	Date	Time	Teams		LIVE SCORE	Set	Result per set (points)					POINTS	TOTAL	TIME	FORMS	
							1	2	3	4	5					
18	28-Jun	19:00	CUB	vs	NCA	0-0									P-2	P-3
17	28-Jun	21:00	USA	vs	MEX	0-0									P-2	P-3

FINAL CLASSIFICATION 7/8

No.	Date	Time	Teams		LIVE SCORE	Set	Result per set (points)					POINTS	TOTAL	TIME	FORMS	
							1	2	3	4	5					
19	29-Jun	14:00	Loser of M15	vs	Loser of M16	0-0									P-2	P-3

FINAL CLASSIFICATION 5/6

No.	Date	Time	Teams		LIVE SCORE	Set	Result per set (points)					POINTS	TOTAL	TIME	FORMS	
							1	2	3	4	5					
20	29-Jun	16:00	Winner of M15	vs	Winner of M16	0-0									P-2	P-3

FINALS

No.	Date	Time	Teams		LIVE SCORE	Set	Result per set (points)					POINTS	TOTAL	TIME	FORMS	
							1	2	3	4	5					
21	29-Jun	19:00	Loser of M17	vs	Loser of M18	0-0									P-2	P-3
22	29-Jun	21:00	Winner of M17	vs	Winner of M18	0-0									P-2	P-3

*NOTE1: For the Classification, Quarterfinal and Semifinal Rounds, according to the FIVB General Competition Regulations, it must be avoided that teams from the same group play each other.

*NOTE2: According to the established competition format and the FIVB General Regulations, for the Classification, Quarterfinal and Semifinal Rounds, if three teams from the same group qualify, the match between highest ranked team and lowest ranked team of their Preliminary Round will be repeated.

*NOTE3: Loser of M14 = Loser of Match #14, etc.



Día / Day	Hora / Time	Competition Venue - Ciudad Deportiva	Training Court 1 - <u>Escuela Nacional de Voleibol</u>
28-jun-16	7:00	CRC (14:00)	JAM (14:00)
	8:30	ANT (16:00)	DOM (16:00)
	10:00	CUB (19:00)	NCA (19:00)
	11:30	USA (21:00)	MEX (21:00)
	14:00	CRC vs JAM	
	16:00	ANT vs DOM	
	19:00	CUB vs NCA	
	21:00	USA vs MEX	
29-jun-16	7:00	Loser of M15 (14:00)	Loser of M16 (14:00)
	8:30	Winner of M16 (16:00)	Winner of M15 (16:00)
	10:00	Loser of M17 (18:00)	Loser of M18 (18:00)
	11:30	Winner of M18 (20:00)	Winner of M17 (20:00)
	14:00	Loser of M15 vs Loser of M16	
	16:00	Winner of M15 of Winner of M16	
	19:00	Loser of M17 vs Loser of M18	
	21:00	Winner of M17 of Winner of M18	



FEDERATION
INTERNATIONALE
DE VOLLEYBALL



O-1 UNIFORM COLOURS
Couleur de l'uniforme

CITY:
Ville:

DATE: TIME:
Heure:

REGISTERED COLOURS / Couleurs enregistrées :
(ONLY SHIRT COLOUR - seulement la couleur du maillot)

CRC ▼	ANT ▼	JAM ▼	DOM ▼	▼	▼
-------	-------	-------	-------	---	---

POOL/PHASE:
Groupe/Phase:

1	WHITE	RED	WHITE	BLUE		
2	BLUE	YELLOW	YELLOW	RED		
3	RED	WHITE	BLACK	WHITE		

MATCH SCHEDULE
Calendrier des matches

DATE:	No. Match	Team Equipe	
		A	B
28/jun/2016	15	CRC	JAM
28/jun/2016	16	ANT	DOM

TEAMS CHOICE (1-2 OR 3)
Choix des équipes (1-2 ou 3)

1st CHOICE 1er Choix		LIBERO	
A	B	A	B
		WHITE	WHITE
		WHITE	RED

FIVB DECISION
Décision de la FIVB

A	B
BLUE	YELLOW
RED	WHITE



FEDERATION
INTERNATIONALE
DE VOLLEYBALL



O-1 UNIFORM COLOURS
Couleur de l'uniforme

CITY:
Ville:

DATE: TIME:
Heure:

REGISTERED COLOURS / Couleurs enregistrées :
(ONLY SHIRT COLOUR - seulement la couleur du maillot)

USA ▼	CUB ▼	NCA ▼	MEX ▼	▼	▼
-------	-------	-------	-------	---	---

POOL/PHASE:
Groupe/Phase:

1	NAVY	RED	BLUE	WHITE		
2	WHITE	YELLOW	WHITE	RED		
3	RED	WHITE	YELLOW	BLACK		

MATCH SCHEDULE
Calendrier des matches

DATE:	No. Match	Team Equipe	
		A	B
28/jun/2016	18	CUB	NCA
28/jun/2016	17	USA	MEX

TEAMS CHOICE (1-2 OR 3)
Choix des équipes (1-2 ou 3)

1st CHOICE 1er Choix		LIBERO	
A	B	A	B
		WHITE	BLUE
		NAVY	WHITE

FIVB DECISION
Décision de la FIVB

A	B
RED	WHITE
WHITE	BLACK

MATCH RESULTS

GROUP A

No	Date	Teams	Set	Result per set (points)					Total Points	Time	Spectators
				1	2	3	4	5			
2	24/06/2016	USA - NCA	3-0	25-23	25-12	25-23			75- 58	1:25	275
4	24/06/2016	CRC - DOM	2-3	25-18	18-25	24-26	26-24	13-15	106-108	2:22	200
6	25/06/2016	DOM - NCA	1-3	25-20	13-25	21-25	23-25		82- 95	1:45	150
8	25/06/2016	USA - CRC	3-0	25- 9	25-17	25-16			75- 42	1:14	200
9	26/06/2016	NCA - CRC	3-2	28-26	25-20	13-25	20-25	15-13	101-109	2:06	100
12	26/06/2016	DOM - USA	0-3	16-25	17-25	21-25			54- 75	1:22	100

GROUP B

No	Date	Teams	Set	Result per set (points)					Total Points	Time	Spectators
				1	2	3	4	5			
1	24/06/2016	MEX - JAM	3-0	25-13	25-19	25- 8			75- 40	1:10	250
3	24/06/2016	CUB - ANT	3-0	25- 8	25- 7	25-19			75- 34	1:01	300
5	25/06/2016	ANT - MEX	0-3	10-25	19-25	10-25			39- 75	1:00	100
7	25/06/2016	CUB - JAM	3-0	25-15	25-11	25-23			75- 49	1:05	275
10	26/06/2016	JAM - ANT	3-0	25-11	25-20	25-16			75- 47	1:01	100
11	26/06/2016	CUB - MEX	3-1	22-25	25-23	25-20	25-16		97- 84	1:46	200

QUARTERFINALS

No	Date	Teams	Set	Result per set (points)					Total Points	Time	Spectators
				1	2	3	4	5			
13	27/06/2016	NCA - JAM	3-0	28-26	25-16	28-26			81- 68	1:26	100
14	27/06/2016	MEX - DOM	3-0	25-11	25-12	25-19			75- 42	1:09	100

TEAM RANKING

GROUP A

Rk	Code	Team	Matches				Results Details						Points			Sets		
			Pts	T	W	L	3-0	3-1	3-2	2-3	1-3	0-3	W	L	Ratio	W	L	Ratio
1	USA	United States	15	3	3	0	3	0	0	0	0	0	225	154	1,461	9	0	MAX
2	NCA	Nicaragua	7	3	2	1	0	1	1	0	0	1	254	266	0,955	6	6	1,000
3	DOM	Dominican Republic	4	3	1	2	0	0	1	0	1	1	244	276	0,884	4	8	0,500
4	CRC	Costa Rica	4	3	0	3	0	0	0	2	0	1	257	284	0,905	4	9	0,444

GROUP B

Rk	Code	Team	Matches				Results Details						Points			Sets		
			Pts	T	W	L	3-0	3-1	3-2	2-3	1-3	0-3	W	L	Ratio	W	L	Ratio
1	CUB	Cuba	14	3	3	0	2	1	0	0	0	0	247	167	1,479	9	1	9,000
2	MEX	Mexico	11	3	2	1	2	0	0	0	1	0	234	176	1,330	7	3	2,333
3	JAM	Jamaica	5	3	1	2	1	0	0	0	0	2	164	197	0,832	3	6	0,500
4	ANT	Antigua and Barbuda	0	3	0	3	0	0	0	0	0	3	120	225	0,533	0	9	



P-2 VOLLEYBALL • Match result



U19 Continental Championship 2016 QUARTERFINALS

Match: 13 **Date:** 27/06/2016 **Spectators:** 100
City: Habana
Hall: Palacio de los Deportes
Match duration: **Start:** 15:00 **End:** 16:26 **Total:** 1:26

Teams	Sets	1	2	3	4	5	Total
NCA	3	28	25	28			81
JAM	0	26	16	26			68
Set duration		0:26	0:21	0:33			1:20

Referees: Roberto Luna (MEX) & Cinthya Hernandez (CRC)

NCA • Nicaragua		1	2	3	4	5	Pts
1	Sandoval (OH) Dowglas						
2	Sandoval (OP) Marcial						
3	Núñez (OP) Novelbis	■	■	■			5
9	Hernández (OH) Byron	■	■	■			16
10	Meynard (S) Hammed						
11	Perez (OH) Yuriadan						
13	Zeledón (OH) Jonny	■	■	■			19
14	Cerda (S) Ronny	■	■	■			
17	Cuadra (MB) Diego	■	■	■			2
18	Reyes (MB) Enmanuel	■	■	■			3
20	Hernandez (MB) Manuel				□		
21	L Amador (L) Luis Edward	L	L	L			

JAM • Jamaica		1	2	3	4	5	Pts
1	James (MB) Javarie	■	■	■			12
2	SMITH (OH) DAUNTAE		□				
3	THOMPSON (MB) NGOZI						
4	BENNETT (MB) DEVOUNTE	■	■	■			5
5	JAMES (OH) SHAVAR	■	■	■			9
6	L CLARKE (L) CLIFTON	L	L	L			
7	THOMAS (OP) JOVAN	■	■	■			13
8	MATTHEWS (OH) JERMAINE		□				
9	DALEY (S) ONEIL	■	■	■			2
10	THOMAS (S) SHAMAR						
11	JONES (OH) ANDREW	■	■	■			4
12	MANNING (OH) SAFON						

Coach: Hernández Ortiz Osma (NCA)
Assistant: Navarrete Vega Bayar (NCA)

Coach: DAVIS, STEVE (JAM)
Assistant: RAMDEEN, ADRIAN (JAM)

TEAMS AND PLAYERS PERFORMANCES

Won Pts	Total Atts	No Name	Scoring Skills	Won Pts	Total Atts	No Name
39	125	Total Team		33	114	Total Team
17	54	13 Zeledón (OH) Jonny	Spike	11	22	7 THOMAS (OP) JOVAN
16	49	9 Hernández (OH) Byron		8	36	5 JAMES (OH) SHAVAR
4	11	3 Núñez (OP) Novelbis		7	20	1 James (MB) Javarie
3	63	Total Team	Block	10	71	Total Team
2	17	18 Reyes (MB) Enmanuel		4	20	1 James (MB) Javarie
1	8	13 Zeledón (OH) Jonny		2	14	7 THOMAS (OP) JOVAN
3	80	Total Team	Serve	2	18	4 BENNETT (MB)
1	13	17 Cuadra (MB) Diego		2	68	Total Team
1	11	13 Zeledón (OH) Jonny		1	9	1 James (MB) Javarie
1	11	3 Núñez (OP) Novelbis		1	12	9 DALEY (S) ONEIL
36		Total Team	Opp. error	23		Total Team
81	268	Total Team	Total	68	253	Total Team
19	73	13 Zeledón (OH) Jonny	Best Scorer	13	47	7 THOMAS (OP) JOVAN

■ Starting line-up Pts = Points scored nn = Captain
□ Substitute Atts = Attempts L = Libero
Opp = Opponent





P-2 VOLLEYBALL • Match result



U19 Continental Championship 2016 QUARTERFINALS

Match: 14 **Date:** 27/06/2016 **Spectators:** 100
City: Habana
Hall: Palacio de los Deportes
Match duration: **Start:** 17:07 **End:** 18:16 **Total:** 1:09

Teams	Sets	1	2	3	4	5	Total
MEX	3	25	25	25			75
DOM	0	11	12	19			42
Set duration		0:19	0:20	0:24			1:03

Referees: Norman Largaespada (NCA) & Leighton Cumming (JAM)

MEX • Mexico		1	2	3	4	5	Pts
1	L GARDEA (L) GABRIEL	L	L	L			
2	STEPHENS (OH) RAYMOND	■	■	■			6
3	BALTAZAR (OP) ALBERTO	□	□	■			6
4	SARABIA (OH) MIGUEL	■	■	■			9
5	CABRERA (S) JONATHAN	□	□	■			1
7	GONZÁLEZ (OP) DIEGO	■	■				2
8	RAMIREZ (OH) SEBASTIAN		□	□			1
9	Tellez (MB) Axel Manuel		■				1
10	KRAUSS (MB) EDUARDO DAHLI	■	■	■			10
11	FLORES (S) JESÚS	■	■				
13	CARRERA (OH) JORGE	□	□	□			
15	VALENZUELA (MB) JESÚS	■	■				5

DOM • Dominican Republic		1	2	3	4	5	Pts
1	Gonzalez (S) Adalberto			□			
2	Collado (OH) Oliver Antonio	■	□	■			1
4	Valdez (OH) Bayron	■	■	■			10
5	Guzman (OH) Aris Luis	■	■	□			2
7	L Gervacio (L) Francisco Antonio	L	L	L			
8	Guerrero (MB) Jonphy Alberto						
12	Capellan (S) Jhoan Jesus	■		□			
13	Mendez (MB) Dawilin Ramill		■	■	■		2
14	Perez (OP) Jairo Junior	■	■	■			
15	Marte (S) Miguel Angel Hipolito	□	□	■			1
16	Paniagua (S) Franyi Alberto	□	■	■			
18	Edouard (OP) Fuhit Evens	■	■	□			2

Coach: ALARCON GOMEZ, Gabri (MEX)
Assistant: HERRERA ORTIZ, José (MEX)

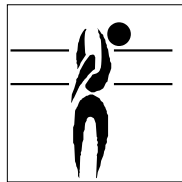
Coach: Vicente Andres (DOM)
Assistant: Jose Dante (DOM)

TEAMS AND PLAYERS PERFORMANCES

Won Pts	Total Atts	No Name	Scoring Skills	Won Pts	Total Atts	No Name
26	68	Total Team		16	70	Total Team
6	12	3 BALTAZAR (OP) ALBERTO	Spike	10	29	4 Valdez (OH) Bayron
5	11	4 SARABIA (OH) MIGUEL		2	15	18 Edouard (OP) Fuhit Evens
5	10	10 KRAUSS (MB) EDUARDO		2	8	5 Guzman (OH) Aris Luis
9	34	Total Team		1	37	Total Team
4	13	10 KRAUSS (MB) EDUARDO	Block	1	8	13 Mendez (MB) Dawilin Ramill
2	3	2 STEPHENS (OH)				
1	1	5 CABRERA (S) JONATHAN				
6	72	Total Team		1	44	Total Team
3	13	4 SARABIA (OH) MIGUEL	Serve	1	4	13 Mendez (MB) Dawilin Ramill
1	3	8 RAMIREZ (OH)				
1	9	10 KRAUSS (MB) EDUARDO				
34		Total Team	Opp. error	24		Total Team
75	174	Total Team	Total	42	151	Total Team
10	32	10 KRAUSS (MB) EDUARDO	Best Scorer	10	43	4 Valdez (OH) Bayron


■ Starting line-up Pts = Points scored nn = Captain
□ Substitute Atts = Attempts L = Libero
Opp = Opponent





Best Scorers

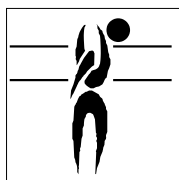
Rk	No	Name	Team	Spike	Block	Serve	Total
1	13	Zeledón (OH) Jonny	NCA	70	5	3	78
2	4	Valdez (OH) Bayron	DOM	69	4	0	73
3	9	Hernández (OH) Byron	NCA	57	0	2	59
4	2	STEPHENS (OH) RAYMOND	MEX	34	3	10	47
5	13	Romero (OP) Jose Carlos	CUB	28	2	16	46
6	4	SARABIA (OH) MIGUEL	MEX	35	4	6	45
7	18	Edouard (OP) Fuhit Evens	DOM	35	4	3	42
8	7	Rojas (OH) Cristian Arsenio	CUB	29	3	8	40
9	5	ORTIZ (OH) JOSE ANDRES	CRC	36	2	1	39
10	5	JAMES (OH) SHAVAR	JAM	28	4	1	33
11	8	Flores (OH) Rey Issac	CUB	25	3	4	32
12	5	Jasper (OP) Jaylen	USA	20	9	2	31
13	4	CARAZO (OH) MANRIQUE	CRC	29	1	0	30
13	10	KRAUSS (MB) EDUARDO DAHLI	MEX	16	11	3	30
15	7	THOMAS (OP) JOVAN	JAM	23	5	0	28
16	1	James (MB) Javarie	JAM	19	6	2	27
17	7	Lewis (MB) Samuel	USA	16	1	8	25
18	17	SALAS (OP) MARIANO	CRC	21	1	2	24
19	11	JONES (OH) ANDREW	JAM	16	3	2	21
20	15	VALENZUELA (MB) JESÚS	MEX	14	3	2	19
21	4	FRANCIS (MB) NAZYR	ANT	11	7	0	18
22	22	Schneidmiller (OH) Joel	USA	11	1	5	17
22	18	Presho (MB) Kyler	USA	9	2	6	17
22	7	GONZÁLEZ (OP) DIEGO	MEX	16	1	0	17
22	18	Reyes (MB) Enmanuel	NCA	4	10	3	17
26	9	Davis (MB) Cairon	ANT	6	7	3	16
26	5	Pelayo (MB) Henry Jose	CUB	8	6	2	16
28	19	Reilly (OH) John	USA	13	1	1	15
28	18	VELLUTI (MB) NICOLAS	CRC	8	5	2	15
28	3	BALTAZAR (OP) ALBERTO	MEX	12	1	2	15
31	1	Browning (OH) Brandon	USA	13	0	1	14
31	2	Collado (OH) Oliver Antonio	DOM	10	2	2	14
33	4	Altunaga (MB) Raiko	CUB	8	3	2	13
33	3	Núñez (OP) Novelbis	NCA	11	1	1	13
35	17	Cuadra (MB) Diego	NCA	6	2	3	11
36	3	Hall (S) Christopher	USA	2	4	4	10
36	5	Guzman (OH) Aris Luis	DOM	8	0	2	10
38	1	Seaman (OH) T'Mar	ANT	7	1	1	9
38	7	HOPKINS (OH) BRENDAN	ANT	7	1	1	9
38	4	BENNETT (MB) DEVOUNTE	JAM	5	4	0	9
41	2	LEE (OP) AMOY	ANT	5	2	0	7
41	6	Camejo (S) Jorge Alain	CUB	1	3	3	7
41	9	DALEY (S) ONEIL	JAM	3	0	4	7
44	16	ARRIETA (MB) JUAN DIEGO	CRC	3	3	0	6
44	13	Mendez (MB) Dawilin Ramill	DOM	3	2	1	6
44	12	Capellan (S) Jhoan Jesus	DOM	3	1	2	6
44	14	Perez (OP) Jairo Junior	DOM	2	4	0	6
44	14	Cerda (S) Ronny	NCA	2	4	0	6
49	20	Ryan (OP) Sean	USA	2	0	3	5
49	2	QUIROS (MB) ELDER	CRC	4	1	0	5
Total tournament				846	158	138	1.142



Best Spikers

Limit: 15.00%

Rk	No	Name	Team	Spikes	Faults	Shots	Total Attempts	Succ. %
1	7	Rojas (OH) Cristian Arsenio	CUB	29	8	19	56	51.79
2	8	Flores (OH) Rey Issac	CUB	25	7	22	54	46.30
3	4	SARABIA (OH) MIGUEL	MEX	35	5	37	77	45.45
4	5	Jasper (OP) Jaylen	USA	20	10	14	44	45.45
5	2	STEPHENS (OH) RAYMOND	MEX	34	8	36	78	43.59
6	13	Romero (OP) Jose Carlos	CUB	28	11	32	71	39.44
7	13	Zeledón (OH) Jonny	NCA	70	24	89	183	38.25
8	4	FRANCIS (MB) NAZYR	ANT	11	3	15	29	37.93
9	4	Valdez (OH) Bayron	DOM	69	30	83	182	37.91
10	5	ORTIZ (OH) JOSE ANDRES	CRC	36	9	51	96	37.50
Total Tournament				846	415	1.265	2.526	33.49




Best Blockers

Rk	No	Name	Team	Kill Blocks	Faults	Rebounds	Total Attempts	Avg. by set
1	5	Jasper (OP) Jaylen	USA	9	8	6	23	1.00
2	10	KRAUSS (MB) EDUARDO DAHLI	MEX	11	15	18	44	0.85
3	9	Davis (MB) Cairon	ANT	7	12	29	48	0.78
4	4	FRANCIS (MB) NAZYR	ANT	7	12	13	32	0.78
5	18	Reyes (MB) Enmanuel	NCA	10	29	57	96	0.67
6	5	Pelayo (MB) Henry Jose	CUB	6	10	16	32	0.60
7	1	James (MB) Javarie	JAM	6	18	22	46	0.50
8	3	Hall (S) Christopher	USA	4	2	1	7	0.44
9	7	THOMAS (OP) JOVAN	JAM	5	11	10	26	0.42
10	18	VELLUTI (MB) NICOLAS	CRC	5	10	17	32	0.38
Total Tournament				158	479	671	1.308	3.29



Best Servers

Rk	No	Name	Team	Aces	Faults	Serve Hits	Total Attempts	Avg. by set
1	13	Romero (OP) Jose Carlos	CUB	16	5	27	48	1.60
2	7	Lewis (MB) Samuel	USA	8	7	18	33	0.89
3	7	Rojas (OH) Cristian Arsenio	CUB	8	6	40	54	0.80
4	2	STEPHENS (OH) RAYMOND	MEX	10	7	39	56	0.77
5	18	Presho (MB) Kyler	USA	6	8	21	35	0.67
6	22	Schneidmiller (OH) Joel	USA	5	6	14	25	0.56
7	4	SARABIA (OH) MIGUEL	MEX	6	3	33	42	0.46
8	3	Hall (S) Christopher	USA	4	5	29	38	0.44
9	8	Flores (OH) Rey Issac	CUB	4	5	27	36	0.40
10	9	DALEY (S) ONEIL	JAM	4	8	37	49	0.33
Total Tournament				138	310	1.560	2.008	2.88



Best Diggers

Rk	No	Name	Team	Digs	Faults	Receptions	Total Attempts	Avg. by set
1	21	Amador (L) Luis Edward	NCA	56	27	13	96	3.73
2	2	Arrechea (L) Lazaro Yudiel	CUB	32	13	11	56	3.20
3	1	GARDEA (L) GABRIEL	MEX	35	14	15	64	2.69
4	6	CLARKE (L) CLIFTON	JAM	28	18	15	61	2.33
5	16	Paxson (L) Cole	USA	18	4	9	31	2.00
6	9	Hernández (OH) Byron	NCA	28	8	9	45	1.87
7	7	Gervacio (L) Francisco Antonio	DOM	28	22	32	82	1.87
8	13	Zeledón (OH) Jonny	NCA	21	17	13	51	1.40
9	4	SARABIA (OH) MIGUEL	MEX	16	9	11	36	1.23
10	7	Rojas (OH) Cristian Arsenio	CUB	12	3	6	21	1.20
Total Tournament				508	513	663	1.684	10.58



Best Setters

Rk	No	Name	Team	Running Sets	Faults	Still Sets	Total Attempts	Avg. by set
1	6	Camejo (S) Jorge Alain	CUB	45	6	132	183	4.50
2	3	Hall (S) Christopher	USA	32	4	104	140	3.56
3	11	FLORES (S) JESÚS	MEX	33	5	164	202	2.54
4	12	Capellan (S) Jhoan Jesus	DOM	29	9	211	249	1.93
5	14	Cerda (S) Ronny	NCA	17	17	351	385	1.13
6	5	CABRERA (S) JONATHAN	MEX	14	-	64	78	1.08
7	10	CORDERO (OP) LUIS ENRIQUE	CRC	13	7	170	190	1.00
8	9	DALEY (S) ONEIL	JAM	10	14	259	283	0.83
9	15	Gomez (S) Julio Alberto	CUB	5	-	8	13	0.50
10	6	GUERRERO (S) ALONSO	CRC	6	6	87	99	0.46
Total Tournament				212	141	2.203	2.556	4.42



Best Receivers


Limit: 20.00%

Rk	No	Name	Team	Excellents	Faults	Serve Receptions	Total Attempts	Eff. %
1	1	Browning (OH) Brandon	USA	16	-	14	30	53.33
1	16	Paxson (L) Cole	USA	24	-	21	45	53.33
3	7	Gervacio (L) Francisco Antonio	DOM	40	-	43	83	48.19
4	2	STEPHENS (OH) RAYMOND	MEX	30	2	31	63	44.44
5	7	Rojas (OH) Cristian Arsenio	CUB	26	3	24	53	43.40
6	2	Arrechea (L) Lazaro Yudiel	CUB	28	5	22	55	41.82
7	1	GARDEA (L) GABRIEL	MEX	28	1	36	65	41.54
8	21	Amador (L) Luis Edward	NCA	32	4	50	86	32.56
9	3	Nuñez (OP) Novelbis	NCA	17	2	45	64	23.44
10	8	Flores (OH) Rey Issac	CUB	8	2	25	35	17.14
Total Tournament				507	148	1.042	1.697	21.15



P-5 VOLLEYBALL • Players ranking by skills

U19 Continental Championship 2016



Best Liberos

Rk	No	Name	Team	Excellents	Faults	In play	Total attempts	Avg. by set
1	2	Arrechea (L) Lazaro Yudiel	CUB	60	18	33	111	6.00
2	21	Amador (L) Luis Edward	NCA	88	31	63	182	5.87
3	1	GARDEA (L) GABRIEL	MEX	63	15	51	129	4.85
4	16	Paxson (L) Cole	USA	42	4	30	76	4.67
5	7	Gervacio (L) Francisco Antonio	DOM	68	22	75	165	4.53
6	6	CLARKE (L) CLIFTON	JAM	45	27	66	138	3.75
7	1	ARGUEDAS (L) GERALD	CRC	35	33	90	158	2.69
8	5	SMITH (L) DANIEL	ANT	3	9	20	32	0.33

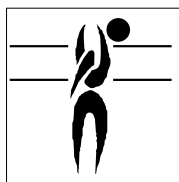




Best Spikers

Limit: 15.00%

Rk	Team	Spikes	Faults	Shots	Total Attempts	Succ. %
1	USA United States	90	36	75	201	44.78
2	CUB Cuba	100	33	100	233	42.92
3	MEX Mexico	135	55	144	334	40.42
4	NCA Nicaragua	151	79	233	463	32.61
5	DOM Dominican Republic	135	71	223	429	31.47
6	CRC Costa Rica	105	43	195	343	30.61
7	JAM Jamaica	94	58	180	332	28.31
8	ANT Antigua and Barbuda	36	40	115	191	18.85
Total Tournament		846	415	1.265	2.526	33.49




Best Blockers

Rk	Team	Kill Blocks	Faults	Rebounds	Total Attempts	Avg. by set
1	USA United States	19	29	49	97	2.11
2	ANT Antigua and Barbuda	18	50	65	133	2.00
2	CUB Cuba	20	42	47	109	2.00
4	MEX Mexico	24	41	63	128	1.85
5	JAM Jamaica	22	75	74	171	1.83
6	NCA Nicaragua	22	81	175	278	1.47
7	CRC Costa Rica	16	61	84	161	1.23
8	DOM Dominican Republic	17	100	114	231	1.13
Total Tournament		158	479	671	1.308	3.29



Best Servers

Rk	Team	Aces	Faults	Serve Hits	Total Attempts	Avg. by set
1	CUB Cuba	35	30	178	243	3.50
2	USA United States	31	57	130	218	3.44
3	MEX Mexico	31	56	216	303	2.38
4	NCA Nicaragua	12	50	273	335	0.80
5	JAM Jamaica	9	31	193	233	0.75
6	DOM Dominican Republic	10	31	251	292	0.67
7	ANT Antigua and Barbuda	5	18	101	124	0.56
8	CRC Costa Rica	5	37	218	260	0.38
Total Tournament		138	310	1.560	2.008	2.88



Best Diggers

Rk	Team	Digs	Faults	Receptions	Total Attempts	Avg. by set
1	NCA Nicaragua	134	81	95	310	8.93
2	MEX Mexico	84	49	89	222	6.46
3	CUB Cuba	61	39	49	149	6.10
4	JAM Jamaica	63	69	91	223	5.25
5	DOM Dominican Republic	75	99	118	292	5.00
6	USA United States	42	22	49	113	4.67
7	CRC Costa Rica	31	96	122	249	2.38
8	ANT Antigua and Barbuda	18	58	50	126	2.00
Total Tournament		508	513	663	1.684	10.58



Best Setters

Rk	Team	Running Sets	Faults	Still Sets	Total Attempts	Avg. by set
1	CUB Cuba	50	12	172	234	5.00
2	USA United States	35	7	153	195	3.89
3	MEX Mexico	47	10	274	331	3.62
4	DOM Dominican Republic	30	26	377	433	2.00
5	CRC Costa Rica	19	21	303	343	1.46
6	NCA Nicaragua	17	25	434	476	1.13
7	JAM Jamaica	11	19	308	338	0.92
8	ANT Antigua and Barbuda	3	21	182	206	0.33
Total Tournament		212	141	2.203	2.556	4.42



Best Receivers

Limit: 20.00%

Rk	Team	Excellents	Faults	Serve Receptions	Total Attempts	Eff. %
1	USA United States	58	3	58	119	46.22
2	MEX Mexico	85	6	95	186	42.47
3	CUB Cuba	63	10	71	144	36.81
4	DOM Dominican Republic	92	24	182	298	22.82
5	NCA Nicaragua	79	18	190	287	21.25
6	CRC Costa Rica	53	25	158	236	11.86
7	JAM Jamaica	49	25	161	235	10.21
8	ANT Antigua and Barbuda	28	37	127	192	
Total Tournament		507	148	1.042	1.697	21.15