



Thursday, July 7th 2016

Bulletin No 4

July 8 Team Transport & Meals

Friday July 8	6:30-7:30	Hotel	Breakfast	USA, VIN , & CAN	Breakfast
	7:30-8:30	Hotel	Breakfast	CUB, BAR, GUA	Breakfast
	8:30-9:30	Hotel	Breakfast	TTO	Breakfast
	9:10	Hotel	Centre Sportif Gatineau	USA	9:30-11:00 training
	9:10	Hotel	Polyvalente Le Carrefour	VIN	9:30-11:00 training
	10:40	Hotel	Centre Sportif Gatineau	CUB	11:00-12:30 training
	10:40	Hotel	Polyvalente Le Carrefour	GUA & BAR	11:00-12:30 training
	11:00	Centre Sportif Gatineau	Hotel	USA	Return from training
	11:00	Polyvalente Le Carrefour	Hotel	VIN	Return from training
	12:00-12:30	Hotel	Lunch	VIN, USA, CAN	Lunch
	12:10	Hotel	Polyvalente Le Carrefour	TTO	12:30-14:00 training
	13:00-13:30	Hotel	Lunch	CUB, GUA, BAR	Lunch
	12:30	Centre Sportif Gatineau	Hotel	CUB	Return from training
	12:30	Polyvalente Le Carrefour	Hotel	GUA & BAR	Return from training
	14:00	Polyvalente Le Carrefour	Hotel	TTO	Return from training
	14:30-15:00	Hotel	Lunch	TTO	Lunch
	16:30	Hotel	Centre Sportif Gatineau	VIN	Match 18:00
	18:00-19:00	Hotel	Dinner	USA, CUB	Dinner
	18:40	Hotel	Centre Sportif Gatineau	BAR & GUA	Match 20:00
	19:30-20:00	Centre Sportif Gatineau	Hotel	VIN	Return time pending duration of 18:00 match
	20:30-21:30	Hotel	Dinner	VIN & TTO & CAN	Dinner
	21:30-22:00	Centre Sportif Gatineau	Hotel	BAR & GUA	Return time pending duration of 20:00 match
22:00-23:00	Hotel	Dinner	BAR & GUA	Dinner	



Calendario y Formato de Competencia / Competition Format and Match Schedule

GROUP-A												
No.	Date	Time	Teams		Set	Result per set (points)						
						1	2	3	4	5	POINTS	TOTAL
1	5-Jul	16:00	UNITED STATES	vs	BARBADOS	3-0	25-15	25-15	25-16			
4	6-Jul	16:00	BARBADOS	vs	ST. VINCENT	3-0	25-23	25-19	25-17			
7	7-Jul	16:00	ST. VINCENT	vs	UNITED STATES	0-3	11-25	12-25	10-25			

GROUP-B												
No.	Date	Time	Teams		Set	Result per set (points)						
						1	2	3	4	5	POINTS	TOTAL
2	5-Jul	18:00	TRINIDAD & TOBAGO	vs	CUBA	0-3	15-25	6-25	16-25			
3	5-Jul	20:00	CANADA	vs	GUATEMALA	3-0	25-12	25-18	25-15			
5	6-Jul	18:00	CUBA	vs	GUATEMALA	3-0	25-17	25-17	25-10			
6	6-Jul	20:00	CANADA	vs	TRINIDAD & TOBAGO	3-0	25-19	25-9	25-18			
8	7-Jul	18:00	GUATEMALA	vs	TRINIDAD & TOBAGO	3-0	25-21	25-12	25-17			
9	7-Jul	20:00	CANADA	vs	CUBA	0-3	17-25	18-25	16-25			

QUATERFINALS												
No.	Date	Time	Teams		Set	Result per set (points)						
						1	2	3	4	5	POINTS	TOTAL
10	8-Jul	18:00	2nd B (CANADA)	vs	3rd A (ST. VINCENT)	0-0						
11	8-Jul	20:00	2nd A (BARBADOS)	vs	3rd B (GUATEMALA)	0-0						

FINAL CLASSIFICATION 5												
No.	Date	Time	Teams		Set	Result per set (points)						
						1	2	3	4	5	POINTS	TOTAL
12	9-Jul	16:00	Loser of M10	vs	Loser of M11	0-0						

SEMIFINALS												
No.	Date	Time	Teams		Set	Result per set (points)						
						1	2	3	4	5	POINTS	TOTAL
13	9-Jul	18:00	1st B (CUBA)	vs	Winner of M11* (or M10)	0-0						
14	9-Jul	20:00	1st A (UNITED STATES)	vs	Winner of M10* (or M11)	0-0						

FINAL CLASSIFICATION 6/7												
No.	Date	Time	Teams		Set	Result per set (points)						
						1	2	3	4	5	POINTS	TOTAL
15	10-Jul	16:00	4th B (TRINIDAD & TOBAGO)	vs	Loser of M12	0-0						

FINALS												
No.	Date	Time	Teams		Set	Result per set (points)						
						1	2	3	4	5	POINTS	TOTAL
16	10-Jul	18:00	Loser of M13	vs	Loser of M14	0-0						
17	10-Jul	20:00	Winner of M13	vs	Winner of M14	0-0						

*NOTE1: For the Classification, Quarterfinal and Semifinal Rounds, according to the FIVB General Competition Regulations, it must be avoided that teams from the same group play each other.

*NOTE2: According to the established competition format and the FIVB General Regulations, for the Classification, Quarterfinal and Semifinal Rounds, if three teams from the same group qualify, the match between highest ranked team and lowest ranked team of their Preliminary Round will be repeated.

*NOTE3: Loser of M14 = Loser of Match #14, etc.



CHAMPIONNAT CONTINENTAL CHAMPIONSHIPS

JULY 5-10 JUILLET GATINEAU CANADA



Dia / Day	Hora / Time	Centre Sportif Gatineau (Competition Court)	Training Court #1 (Centre Sportif)	Training Court #3 (Centre Sportif)	Ecole le Carrefour Court #1	Ecole le Carrefour Court #2
08-jul-15	8:00					
	9:30	1st A (off) (USA)			3rd A (18:00) (VIN)	2nd B (18:00) (CAN)
	11:00	1st B (off) (CUB)			2nd A (20:00) (BAR)	3rd B (20:00) (GUA)
	12:30				4th B (off) (TRI)	
	14:00					
	16:00					
09-jul-15	18:00	(CAN) 2nd B vs 3rd A (VIN)				
	20:00	(BAR) 2nd A vs 3rd B (GUA)				
	8:00				Loser of M10 (16:00) (CUB)	Loser of M11 (16:00)
	9:30				1st B (18:00) (USA)	Winner of M11* (or M10) (18:00)
	11:00				1st A (20:00) (TRI)	Winner of M10* (or M11) (20:00)
	12:30				4th B (off)	
10-jul-15	14:00	Loser of M10 vs Loser of M11				
	16:00	1st B (CUB) vs Winner of M11* (or M10)				
	18:00	1st A (USA) vs Winner of M10* (or M11)				
	20:00					
	8:00				Loser of M12 (16:00)	4th B (16:00) (TRI)
	9:30				Loser of M13 (18:00)	Loser of M14 (18:00)
10-jul-15	11:00				Winner of M13 (20:00)	Winner of M14 (20:00)
	14:00	4th B (TRI) vs Loser of M12				
	16:00	Loser of M13 vs Loser of M14				
	18:00	Winner M13 vs Winner M14				
	20:00					



2016 Men U21 Continental Championship

P-4 Collated results & ranking

Results of 7 July 2016



MATCHES RESULTS

Pool A

No	Date	Teams	Set	Result per set (points)					Total Points	Time	Spectators
				1	2	3	4	5			
1	2016-07-05	USA - BAR	3-0	25-15	25-15	25-16			75-46	1:00	100
4	2016-07-06	BAR - VIN	3-0	25-23	25-19	25-17			75-59	1:05	100
7	2016-07-07	VIN - USA	0-3	11-25	12-25	10-25			33-75	0:54	100

Pool B

No	Date	Teams	Set	Result per set (points)					Total Points	Time	Spectators
				1	2	3	4	5			
2	2016-07-05	TRI - CUB	0-3	15-25	6-25	16-25			37-75	1:05	200
3	2016-07-05	CAN - GUA	3-0	25-12	25-18	25-15			75-45	1:04	300
5	2016-07-06	CUB - GUA	3-0	25-17	25-17	25-10			75-44	1:01	100
6	2016-07-06	CAN - TRI	3-0	25-19	25-9	25-18			75-46	1:07	500
8	2016-07-07	GUA - TRI	3-0	25-21	25-12	25-17			75-50	1:08	200
9	2016-07-07	CAN - CUB	0-3	17-25	18-25	16-25			51-75	1:07	350

TEAM RANKING

Pool A

Rk	Code	Team	Matches				Pts	Results details							Sets			Points		
			W	L	T			3-0	3-1	3-2	2-3	1-3	0-3	W	L	Ratio	W	L	Ratio	
1	USA	USA	2	0	2	10	2	0	0	0	0	0	6	0	MAX	150	79	1.898		
2	BAR	Barbados	1	1	2	5	1	0	0	0	0	1	3	3	1.000	121	134	0.902		
3	VIN	Saint Vincent and the Grenadin	0	2	2	0	0	0	0	0	2	0	6	0.000	92	150	0.613			

Pool B

Rk	Code	Team	Matches				Pts	Results details							Sets			Points		
			W	L	T			3-0	3-1	3-2	2-3	1-3	0-3	W	L	Ratio	W	L	Ratio	
1	CUB	Cuba	3	0	3	15	3	0	0	0	0	0	9	0	MAX	225	132	1.704		
2	CAN	Canada	2	1	3	10	2	0	0	0	0	1	6	3	2.000	201	166	1.210		
3	GUA	Guatemala	1	2	3	5	1	0	0	0	2	3	6	0.500	164	200	0.820			
4	TRI	Trinidad and Tobago	0	3	3	0	0	0	0	0	3	0	9	0.000	133	225	0.591			





P-2 VOLLEYBALL • Match result



2016 Men U21 NORCECA Continental Championship

Pool A

Match: 7 **Date:** 07/07/2016 **Spectators:** 100
City: Gatineau, QC
Hall: Centre Sportif de Gatineau
Match duration: Start: 16:00 End: 17:00 Total: 1:00

Teams	Sets	1	2	3	4	5	Total
VIN	0	11	12	10			33
USA	3	25	25	25			75
Set duration		0:16	0:18	0:20			0:54

Referees: VAN RAALTE, Matthew (CAN) & YEARWOOD, Sherry (BAR)

VIN • Saint Vincent		1	2	3	4	5	Pts
1	Henry Bevin(OP)					□	
2	Franklyn Asmond(OH)	■	■	■			3
3	Welcome Delshun(OH)	■	■	■			2
4	Harvey Jerry(S)						
5	Thomas Marcus(MB)	■	■	■			5
6	Franklyn Leonardo(OP)						
7	Caine Shevron(S)	■	■	■			
8	L Martin Jad(L)	L	L	L			
9	Quashie Deandre(MB)	■	■	■			1
10	Franklyn Ronaldo(OP)	■	■	■			4
11	Dublin Maxian(OH)						
12	Smart Vivian(MB)						
Coach: Vance Andrews							
Assistant: Marlon Williams							

USA • USA		1	2	3	4	5	Pts
2	Ensing Kyle(OP)	■	■				4
4	Devilbiss Reese(OH)					■	9
5	Cole Jack(MB)	■	■	■			10
6	Huhmann George(MB)	■	■				6
9	Stadick Scott(MB)			□	■		1
10	Tuaniga Joshua(S)			□	■		
12	Matautia Austin(OH)	■			□		2
13	Wexter Michael(OP)			□	■		6
17	Worsley Joseph(S)	■	■				2
18	L Douglas Matthew(L)	L	L	L			
19	Ewert Jordan(OH)			■	■		4
20	Missry Dylan(OH)	■	■				7
Coach: Hosack, Jay (USA)							
Assistant: Carson, Jonah (USA)							

TEAMS AND PLAYERS PERFORMANCES

Won Pts	Total Atts	No Name	Scoring Skills	Won Pts	Total Atts	No Name
9	43	Total Team		34	44	Total Team
4	8	5 Thomas Marcus(MB)	Spike	6	6	20 Missry Dylan(OH)
3	15	10 Franklyn Ronaldo(OP)		6	7	5 Cole Jack(MB)
3	25	Total Team	Block	6	22	Total Team
1	3	3 Welcome Delshun(OH)		2	4	6 Huhmann George(MB)
1	3	5 Thomas Marcus(MB)		1	2	17 Worsley Joseph(S)
3	33	Total Team	Serve	11	74	Total Team
1	8	2 Franklyn Asmond(OH)		4	19	5 Cole Jack(MB)
1	6	10 Franklyn Ronaldo(OP)		4	8	4 Devilbiss Reese(OH)
18		Total Team	Opp. error	24		Total Team
33	101	Total Team	Total	75	140	Total Team
5	15	5 Thomas Marcus(MB)	Best Scorer	10	28	5 Cole Jack(MB)
Excellent	Total Atts	No Name	Non scoring Skills	Excellent	Total Atts	No Name
0	25	Total Team		12	28	Total Team
18	48	Total Team	Dig	5	6	18 Douglas Matthew(L)
17	41	7 Caine Shevron(S)		2	3	5 Cole Jack(MB)
20	65	Total Team	Set	23	39	Total Team
5	15	2 Franklyn Asmond(OH)		13	20	10 Tuaniga Joshua(S)
9	23	8 Martin Jad(L)	Reception	10	23	Total Team
			Success - Faults	8	13	18 Douglas Matthew(L)
			# Attempts	1	5	19 Ewert Jordan(OH)

■ Starting line-up Pts = Points scored [nn] = Captain
 □ Substitute Atts = Attempts L = Libero
 Opp = Opponent





P-2 VOLLEYBALL • Match result



2016 Men U21 NORCECA Continental Championship

Pool B

Match: 8 **Date:** 07/07/2016 **Spectators:** 200
City: Gatineau, QC
Hall: Centre Sportif de Gatineau
Match duration: Start: 18:00 End: 19:14 Total: 1:14

Teams	Sets	1	2	3	4	5	Total
GUA	3	25	25	25			75
TRI	0	21	12	17			50
Set duration		0:23	0:21	0:24			1:08

Referees: MEDINA, Frank (CUB) & DUANE, Daniel (VIN)

GUA • Guatemala		1	2	3	4	5	Pts
1	Paz Vicente Jonatan (OH)	<input type="checkbox"/>		<input type="checkbox"/>			
2	Lopez Santiago Carlos(OH)	<input checked="" type="checkbox"/>	<input checked="" type="checkbox"/>	<input checked="" type="checkbox"/>			11
3	Chacon Pelaez Wagner(OH)	<input checked="" type="checkbox"/>	<input checked="" type="checkbox"/>	<input checked="" type="checkbox"/>			9
4	L Santa Cruz Molina Luis(L)	L	L	L			
5	Flores Diaz Erik (OP)	<input checked="" type="checkbox"/>	<input checked="" type="checkbox"/>	<input checked="" type="checkbox"/>			13
6	Pineda Fuentes Edras (MB)	<input checked="" type="checkbox"/>	<input checked="" type="checkbox"/>	<input checked="" type="checkbox"/>			3
7	Ruano Poron Adan(S)	<input checked="" type="checkbox"/>	<input checked="" type="checkbox"/>	<input checked="" type="checkbox"/>			3
8	Rodriguez Saldaña Sergy (OP)						
9	Maldonado Espina Edgar (S)			<input type="checkbox"/>	<input type="checkbox"/>		
10	De Los Angeles Mazari Cristian (MB)			<input type="checkbox"/>			
11	Mendoza Villatoro Ricardo (MB)	<input checked="" type="checkbox"/>	<input checked="" type="checkbox"/>	<input checked="" type="checkbox"/>			6
16	L Quiñonez Lorenzana Gabriel (L)				L		

Coach: Reider LUCAS (CUB)
Assistant: Kenneth GRANT (GUA)

TRI • Trinidad and Tobago		1	2	3	4	5	Pts
2	Pounder Evlon(MB)	<input checked="" type="checkbox"/>	<input checked="" type="checkbox"/>	<input checked="" type="checkbox"/>			1
3	L Davidson Marley(L)	L	L	L			
5	Martin De Vaughn(OH)						
6	Nicholas Tyrique(OP)						
7	Phillip Marlon(OH)	<input checked="" type="checkbox"/>	<input checked="" type="checkbox"/>	<input checked="" type="checkbox"/>			13
8	Donald Kameron(S)	<input checked="" type="checkbox"/>	<input checked="" type="checkbox"/>	<input checked="" type="checkbox"/>			2
9	Wright Rashaun(MB)				<input checked="" type="checkbox"/>		
11	L Beckles Tyrique(L)	L	L	L			
12	Noriega Nathanael(OH)	<input checked="" type="checkbox"/>	<input checked="" type="checkbox"/>	<input type="checkbox"/>			1
14	Roberts Adriel (OH)	<input checked="" type="checkbox"/>	<input checked="" type="checkbox"/>	<input checked="" type="checkbox"/>			13
17	Moore Marcus(S)	<input checked="" type="checkbox"/>	<input checked="" type="checkbox"/>	<input checked="" type="checkbox"/>			2
18	Stewart Daynte(OH)	<input type="checkbox"/>	<input type="checkbox"/>	<input type="checkbox"/>			

Coach: GIDEON DICKSON (TTO)
Assistant:

TEAMS AND PLAYERS PERFORMANCES

Won Pts	Total Atts	No Name	Scoring Skills	Won Pts	Total Atts	No Name
35	80	Total Team		23	84	Total Team
10	25	2 Lopez Santiago Carlos(OH)	Spike	12	50	7 Phillip Marlon(OH)
9	24	5 Flores Diaz Erik (OP)		10	16	14 Roberts Adriel (OH)
6	36	Total Team	Block	7	41	Total Team
3	6	5 Flores Diaz Erik (OP)		2	8	17 Moore Marcus(S)
1	5	2 Lopez Santiago Carlos(OH)	Serve	2	51	14 Roberts Adriel (OH)
4	74	Total Team		1	10	Total Team
1	10	3 Chacon Pelaez	Opp. error	1	10	8 Donald Kameron(S)
1	14	11 Mendoza Villatoro Ricardo	Total	18		14 Roberts Adriel (OH)
30		Total Team		50	176	Total Team
75	190	Total Team				Total Team

13	45	5 Flores Diaz Erik (OP)	Best Scorer	13	63	7 Phillip Marlon(OH)
----	----	-------------------------	--------------------	----	----	----------------------

Excellent	Total Atts	No Name	Non scoring Skills	Excellent	Total Atts	No Name
8	63	Total Team		7	62	Total Team
4	17	4 Santa Cruz Molina Luis(L)	Dig	3	6	11 Beckles Tyrique(L)
1	5	3 Chacon Pelaez		2	10	7 Phillip Marlon(OH)
19	78	Total Team	Set	26	87	Total Team
19	58	7 Ruano Poron Adan(S)		26	80	8 Donald Kameron(S)
14	45	Total Team	Reception	14	65	Total Team
10	19	4 Santa Cruz Molina Luis(L)	Success - Faults	11	33	7 Phillip Marlon(OH)
1	14	3 Chacon Pelaez	# Attempts	1	14	12 Noriega Nathanael(OH)

■ Starting line-up Pts = Points scored [nn] = Captain
 Substitute Atts = Attempts L = Libero
 Opp = Opponent





P-2 VOLLEYBALL • Match result



2016 Men U21 NORCECA Continental Championship

Pool B

Match: 9 **Date:** 07/07/2016 **Spectators:** 350
City: Gatineau, QC
Hall: Centre Sportif de Gatineau
Match duration: Start: 20:00 End: 21:13 Total: 1:13

Teams	Sets	1	2	3	4	5	Total
CAN	0	17	18	16			51
CUB	3	25	25	25			75
Set duration		0:22	0:22	0:23			1:07

Referees: MAHAVEN, Nathan (USA) & TASH, Nolan (TTO)

CAN • Canada		1	2	3	4	5	Pts
1	Risso Elijah(OH)	□	□	□			
2	Vernon-Evans Sharone(OH)	■	■	■			9
4	Sani Taryq(OH)						
5	Loeppky Eric(OH)	■	■	■			8
7	L Pereira Jordan(L)	L	L	L			
9	Mawdsley Matthew(MB)				□		
10	Eshenko Pearson(MB)	■	■	■			5
11	Gavlas Christopher Jay(S)	■	■	■			1
13	Passalent Matthew(MB)	■	■	■			3
14	Epp Derek(S)						
15	Kern Jacob(OH)						
16	Gyimah Deanan(MB)	■	■	■			6

Coach: Brousseau, Gino
Assistant: Chung, Jeff

CUB • Cuba		1	2	3	4	5	Pts
1	Masso Alvarez José Israel(MB)	■	■	■			5
2	Lopez Castro Miguel Angel(OH)	■	■	■			12
4	Taboada Diaz Livan (S)	■	■	■			2
6	Camejo Pedroso Jorge Alain(S)				□		
10	Gutierrez Suarez Miguel David(OH)	■	■	■			17
12	Herrera Cabrera Raciél Orlando(OH)						
13	Romero Gonzalez Jose Carlos(OP)	■	■	■			11
15	Flores Quesada Rey Issac(MB)						
16	Alonso Arce Roamy Raul(MB)	■	■	■			9
19	L Salazar Rubiera Lionnis(L)	L	L	L			

Coach: JESUS ANGEL CRUZ LOP (CUB)
Assistant: VICTOR ANDRES GARCIA (CUB)

TEAMS AND PLAYERS PERFORMANCES

Won Pts	Total Atts	No Name
28	69	Total Team
8	24	2 Vernon-Evans Sharone(OH)
7	14	5 Loeppky Eric(OH)
4	34	Total Team
2	6	16 Gyimah Deanan(MB)
1	7	5 Loeppky Eric(OH)
0	52	Total Team
19		Total Team
51	155	Total Team

Scoring Skills
Spike
Block
Serve
Opp. error
Total

Won Pts	Total Atts	No Name
41	67	Total Team
13	17	10 Gutierrez Suarez Miguel
10	19	2 Lopez Castro Miguel
6	38	Total Team
3	14	16 Alonso Arce Roamy
1	5	10 Gutierrez Suarez Miguel
9	74	Total Team
3	16	10 Gutierrez Suarez Miguel
2	15	16 Alonso Arce Roamy
19		Total Team
75	179	Total Team

9	42	2 Vernon-Evans Sharone(OH)
---	----	----------------------------

Best Scorer

17	38	10 Gutierrez Suarez Miguel
----	----	----------------------------

Excellent	Total Atts	No Name
14	44	Total Team
7	12	7 Pereira Jordan(L)
2	3	11 Gavlas Christopher Jay(S)
35	69	Total Team
32	58	11 Gavlas Christopher Jay(S)
29	63	Total Team
9	18	7 Pereira Jordan(L)
7	16	2 Vernon-Evans Sharone(OH)

Non scoring Skills
Dig
Set
Reception
Success - Faults
Attempts

Excellent	Total Atts	No Name
14	51	Total Team
5	5	16 Alonso Arce Roamy
4	13	19 Salazar Rubiera Lionnis(L)
36	69	Total Team
33	56	4 Taboada Diaz Livan (S)
21	41	Total Team
9	15	2 Lopez Castro Miguel
7	13	19 Salazar Rubiera Lionnis(L)

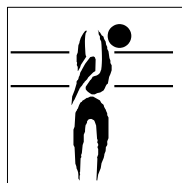
■ Starting line-up Pts = Points scored [nn] = Captain
□ Substitute Atts = Attempts L = Libero
Opp = Opponent





P-5 VOLLEYBALL • Players ranking by skills

2016 Men U21 NORCECA Continental Championship



Best Scorers

Rk	No	Name	Team	Spike	Block	Serve	Total
1	2	Lopez Castro Miguel Angel(OH)	CUB	30	3	9	42
2	7	Phillip Marlon(OH)	TRI	34	2	0	36
2	10	Gutierrez Suarez Miguel David(OH)	CUB	22	3	11	36
4	5	Loeppky Eric(OH)	CAN	23	4	7	34
5	13	Romero Gonzalez Jose Carlos(OP)	CUB	22	1	9	32
6	5	Flores Diaz Erik (OP)	GUA	24	3	1	28
7	2	Vernon-Evans Sharone(OH)	CAN	22	2	3	27
8	14	Roberts Adriel (OH)	TRI	22	3	1	26
9	16	Alonso Arce Roamy Raul(MB)	CUB	16	6	2	24
10	2	Lopez Santiago Carlos(OH)	GUA	21	1	0	22
11	8	Stapleton Andriy(OH)	BAR	17	0	2	19
11	3	Cyrus Carlos(OP)	BAR	15	4	0	19
11	3	Chacon Pelaez Wagner(OH)	GUA	17	1	1	19
11	1	Masso Alvarez José Israel(MB)	CUB	16	3	0	19
15	4	Devilbiss Reese(OH)	USA	12	0	5	17
15	16	Gyimah Deanan(MB)	CAN	13	3	1	17
17	10	Eshenko Pearson(MB)	CAN	13	2	0	15
18	4	Sani Taryq(OH)	CAN	12	1	1	14
19	10	Franklyn Ronaldo(OP)	VIN	12	0	1	13
19	2	Franklyn Asmond(OH)	VIN	8	0	5	13
21	5	Thomas Marcus(MB)	VIN	7	3	2	12
22	13	Wexter Michael(OP)	USA	9	1	1	11
22	20	Missry Dylan(OH)	USA	8	3	0	11
22	5	Cole Jack(MB)	USA	6	1	4	11
22	9	Mawdsley Matthew(MB)	CAN	8	3	0	11
22	11	Mendoza Villatoro Ricardo (MB)	GUA	8	1	2	11
27	12	Matautia Austin(OH)	USA	9	1	0	10
27	13	Mayers Ahkeem(S)	BAR	8	0	2	10
27	6	Huhmann George(MB)	USA	7	2	1	10
30	5	Niles Adam(OH)	BAR	7	1	0	8
31	19	Ewert Jordan(OH)	USA	6	0	1	7
32	2	Ensing Kyle(OP)	USA	4	2	0	6
32	17	Worsley Joseph(S)	USA	2	4	0	6
32	13	Passalent Matthew(MB)	CAN	5	0	1	6
32	12	Noriega Nathanael(OH)	TRI	5	0	1	6
32	6	Pineda Fuentes Edras (MB)	GUA	4	2	0	6
32	4	Taboada Diaz Livan (S)	CUB	1	5	0	6
38	8	Donald Kameron(S)	TRI	1	3	1	5
39	12	Bishop Shamar(MB)	BAR	1	2	1	4
39	15	Kern Jacob(OH)	CAN	4	0	0	4
39	14	Epp Derek(S)	CAN	3	0	1	4
39	17	Moore Marcus(S)	TRI	0	3	1	4
43	16	Doughty Paul(S)	BAR	2	1	0	3
43	11	Gavlas Christopher Jay(S)	CAN	3	0	0	3
43	7	Ruano Poron Adan(S)	GUA	2	0	1	3
46	9	Stadick Scott(MB)	USA	2	0	0	2
46	3	Welcome Delshun(OH)	VIN	0	1	1	2
46	9	Quashie Deandre(MB)	VIN	0	1	1	2
46	1	Risso Elijah(OH)	CAN	0	0	2	2
50	7	Morris Kadeem (MB)	BAR	1	0	0	1
Total tournament				496	83	83	662





P-5 VOLLEYBALL • Players ranking by skills

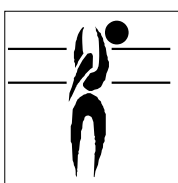
2016 Men U21 NORCECA Continental Championship



Best Spikers

Limit: 15.00%

Rk	No	Name	Team	Spikes	Faults	Shots	Total Attempts	Succ. %
1	14	Roberts Adriel (OH)	TRI	22	8	6	36	61.11
2	2	Lopez Castro Miguel Angel(OH)	CUB	30	5	16	51	58.82
3	10	Gutierrez Suarez Miguel David(OH)	CUB	22	6	10	38	57.89
4	13	Romero Gonzalez Jose Carlos(OP)	CUB	22	2	16	40	55.00
5	5	Loeppky Eric(OH)	CAN	23	5	14	42	54.76
6	13	Wexter Michael(OP)	USA	9	3	7	19	47.37
7	2	Vernon-Evans Sharone(OH)	CAN	22	6	19	47	46.81
8	3	Cyrus Carlos(OP)	BAR	15	7	12	34	44.12
9	8	Stapleton Andriy(OH)	BAR	17	8	15	40	42.50
10	5	Flores Diaz Erik (OP)	GUA	24	12	21	57	42.11
Total Tournament				496	189	446	1,131	43.85



Best Blockers

Rk	No	Name	Team	Kill Blocks	Faults	Rebounds	Total Attempts	Avg. by set
1	17	Worsley Joseph(S)	USA	4	1	1	6	0.67
2	16	Alonso Arce Roamy Raul(MB)	CUB	6	8	14	28	0.67
3	3	Cyrus Carlos(OP)	BAR	4	4	1	9	0.67
4	4	Taboada Diaz Livan (S)	CUB	5	5	2	12	0.56
5	20	Missry Dylan(OH)	USA	3	1	-	4	0.50
6	5	Thomas Marcus(MB)	VIN	3	4	3	10	0.50
7	5	Loeppky Eric(OH)	CAN	4	6	5	15	0.44
8	5	Flores Diaz Erik (OP)	GUA	3	2	6	11	0.33
9	6	Huhmann George(MB)	USA	2	2	6	10	0.33
9	17	Moore Marcus(S)	TRI	3	2	5	10	0.33
Total Tournament				83	246	174	503	3.07



Best Servers


Rk	No	Name	Team	Aces	Faults	Serve Hits	Total Attempts	Avg. by set
1	10	Gutierrez Suarez Miguel David(OH)	CUB	11	7	28	46	1.22
2	2	Lopez Castro Miguel Angel(OH)	CUB	9	6	23	38	1.00
3	13	Romero Gonzalez Jose Carlos(OP)	CUB	9	7	27	43	1.00
4	2	Franklyn Asmond(OH)	VIN	5	2	18	25	0.83
5	4	Devilbiss Reese(OH)	USA	5	2	7	14	0.83
6	5	Loeppky Eric(OH)	CAN	7	7	12	26	0.78
7	5	Cole Jack(MB)	USA	4	1	26	31	0.67
8	2	Vernon-Evans Sharone(OH)	CAN	3	3	30	36	0.33
9	8	Stapleton Andriy(OH)	BAR	2	5	17	24	0.33
10	13	Mayers Ahkeem(S)	BAR	2	6	17	25	0.33
Total Tournament				83	172	831	1,086	3.07





P-5 VOLLEYBALL • Players ranking by skills

2016 Men U21 NORCECA Continental Championship




Best Diggers

Rk	No	Name	Team	Digs	Faults	Receptions	Total Attempts	Avg. by set
1	7	Pereira Jordan(L)	CAN	15	7	10	32	1.67
2	19	Salazar Rubiera Lionnis(L)	CUB	10	7	14	31	1.11
3	18	Douglas Matthew(L)	USA	6	3	7	16	1.00
4	4	Santa Cruz Molina Luis(L)	GUA	8	10	20	38	0.89
5	4	Packer Stephen(L)	BAR	5	6	11	22	0.83
6	3	Cyrus Carlos(OP)	BAR	4	4	5	13	0.67
7	16	Alonso Arce Roamy Raul(MB)	CUB	5	2	1	8	0.56
8	3	Chacon Pelaez Wagner(OH)	GUA	5	6	11	22	0.56
9	11	Gavlas Christopher Jay(S)	CAN	4	1	2	7	0.44
10	1	Masso Alvarez José Israel(MB)	CUB	4	2	3	9	0.44
Total Tournament				137	336	342	815	5.07



Best Setters

Rk	No	Name	Team	Running Sets	Faults	Still Sets	Total Attempts	Avg. by set
1	11	Gavlas Christopher Jay(S)	CAN	77	-	46	123	8.56
2	4	Taboada Diaz Livan (S)	CUB	77	1	62	140	8.56
3	16	Doughty Paul(S)	BAR	40	2	60	102	6.67
4	7	Ruano Poron Adan(S)	GUA	54	2	92	148	6.00
5	8	Donald Kameron(S)	TRI	52	6	126	184	5.78
6	7	Caine Shevron(S)	VIN	30	6	62	98	5.00
7	14	Epp Derek(S)	CAN	32	2	13	47	3.56
8	10	Tuaniga Joshua(S)	USA	17	-	22	39	2.83
8	17	Worsley Joseph(S)	USA	17	-	22	39	2.83
10	6	Camejo Pedroso Jorge Alain(S)	CUB	4	-	5	9	0.44
Total Tournament				424	39	634	1,097	15.70



Best Receivers

Limit: 20.00%


Rk	No	Name	Team	Excellents	Faults	Serve Receptions	Total Attempts	Eff. %
1	7	Pereira Jordan(L)	CAN	33	3	14	50	60.00
2	2	Lopez Castro Miguel Angel(OH)	CUB	23	-	19	42	54.76
3	19	Salazar Rubiera Lionnis(L)	CUB	22	3	15	40	47.50
4	2	Vernon-Evans Sharone(OH)	CAN	16	1	15	32	46.88
5	3	Cyrus Carlos(OP)	BAR	9	1	14	24	33.33
6	10	Gutierrez Suarez Miguel David(OH)	CUB	9	-	19	28	32.14
7	4	Santa Cruz Molina Luis(L)	GUA	20	6	18	44	31.82
8	7	Phillip Marlon(OH)	TRI	31	4	63	98	27.55
9	18	Douglas Matthew(L)	USA	8	-	26	34	23.53
10	3	Chacon Pelaez Wagner(OH)	GUA	13	3	27	43	23.26
Total Tournament				318	89	502	909	25.19





P-5 VOLLEYBALL • Players ranking by skills

2016 Men U21 NORCECA Continental Championship



Best Liberos

Rk	No	Name	Team	Excellents	Faults	In play	Total attempts	Avg. by set
1	7	Pereira Jordan(L)	CAN	48	10	24	82	5.33
2	19	Salazar Rubiera Lionnis(L)	CUB	32	10	29	71	3.56
3	4	Santa Cruz Molina Luis(L)	GUA	28	16	38	82	3.11
4	18	Douglas Matthew(L)	USA	14	3	33	50	2.33
5	4	Packer Stephen(L)	BAR	13	7	35	55	2.17
6	8	Martin Jad(L)	VIN	11	14	39	64	1.83
7	16	Quiñonez Lorenzana Gabriel (L)	GUA	10	10	14	34	1.11
8	11	Beckles Tyrique(L)	TRI	9	16	21	46	1.00
9	3	Davidson Marley(L)	TRI	1	3	10	14	0.11





P-6 VOLLEYBALL • Teams ranking by skills

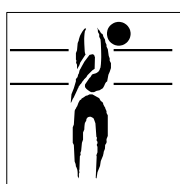
2016 Men U21 NORCECA Continental Championship



Best Spikers

Limit: 15.00%

Rk	Team	Spikes	Faults	Shots	Total Attempts	Succ. %
1	USA USA	65	15	22	102	63.73
2	CUB Cuba	108	14	56	178	60.67
3	CAN Canada	106	25	73	204	51.96
4	BAR Barbados	51	27	48	126	40.48
5	GUA Guatemala	76	29	85	190	40.00
6	TRI Trinidad and Tobago	62	52	101	215	28.84
7	VIN Saint Vincent	28	27	61	116	24.14
Total Tournament		496	189	446	1,131	43.85



Best Blockers

Rk	Team	Kill Blocks	Faults	Rebounds	Total Attempts	Avg. by set
1	USA USA	14	16	17	47	2.33
1	CUB Cuba	21	48	34	103	2.33
3	CAN Canada	15	48	25	88	1.67
4	TRI Trinidad and Tobago	12	34	37	83	1.33
4	BAR Barbados	8	35	16	59	1.33
6	GUA Guatemala	8	29	37	74	0.89
7	VIN Saint Vincent	5	36	8	49	0.83
Total Tournament		83	246	174	503	3.07



Best Servers


Rk	Team	Aces	Faults	Serve Hits	Total Attempts	Avg. by set
1	CUB Cuba	31	27	164	222	3.44
2	USA USA	12	25	114	151	2.00
3	CAN Canada	16	36	146	198	1.78
4	VIN Saint Vincent	10	21	60	91	1.67
5	BAR Barbados	5	27	89	121	0.83
6	GUA Guatemala	5	25	137	167	0.56
7	TRI Trinidad and Tobago	4	11	121	136	0.44
Total Tournament		83	172	831	1,086	3.07





P-6 VOLLEYBALL • Teams ranking by skills

2016 Men U21 NORCECA Continental Championship




Best Diggers

Rk	Team	Digs	Faults	Receptions	Total Attempts	Avg. by set
1	CAN Canada	39	42	39	120	4.33
2	CUB Cuba	31	35	51	117	3.44
3	GUA Guatemala	24	86	73	183	2.67
4	USA USA	15	16	30	61	2.50
5	BAR Barbados	12	29	40	81	2.00
6	VIN Saint Vincent	7	38	34	79	1.17
7	TRI Trinidad and Tobago	9	90	75	174	1.00
Total Tournament		137	336	342	815	5.07



Best Setters

Rk	Team	Running Sets	Faults	Still Sets	Total Attempts	Avg. by set
1	CAN Canada	114	6	70	190	12.67
2	CUB Cuba	85	2	82	169	9.44
3	BAR Barbados	42	5	77	124	7.00
4	GUA Guatemala	62	4	120	186	6.89
5	TRI Trinidad and Tobago	54	11	148	213	6.00
6	USA USA	34	-	59	93	5.67
7	VIN Saint Vincent	33	11	78	122	5.50
Total Tournament		424	39	634	1,097	15.70



Best Receivers

Limit: 20.00%

Rk	Team	Excellents	Faults	Serve Receptions	Total Attempts	Eff. %
1	CAN Canada	83	7	59	149	51.01
2	CUB Cuba	55	4	55	114	44.74
3	USA USA	18	3	37	58	25.86
4	GUA Guatemala	58	26	82	166	19.28
5	BAR Barbados	29	10	66	105	18.10
6	TRI Trinidad and Tobago	48	24	123	195	12.31
7	VIN Saint Vincent	27	15	80	122	9.84
Total Tournament		318	89	502	909	25.19





USA wins Group A at U21 men's championship

GATINEAU, Canada, July 7, 2016 – A focused Team USA sailed through a straight-sets 3-0 (25-11, 25-12, 25-10) victory against Saint Vincent and the Grenadines at the U21 NORCECA Men's Continental Championship on Thursday.

The win sends Team USA (2-0) directly to the second semifinal at 8 p.m. on Saturday at Centre Sportif de Gatineau. Jack Cole had a match-high 10 points (including six kills on seven attacks, plus four aces), while Reese Devilbiss added nine and Jordan Ewert chipped in seven. Marcus Thomas, with five points, was the top shot for Saint Vincent (0-2).

Team USA ran off 10 points in a row to close out the first set. The most impressive sequence involved middle blocker George Huhmann laying out for a dig to sustain a rally that he finished with a kill.

“If you hustle after balls, you are going to inspire your teammates to do the same thing and help you do better overall,” said the six-foot-nine Huhmann. “We know the next game is going to be pretty tough, so if we have the mindset of working hard every day, I think that will help us do better.”

Dylan Missry also had an efficient effort, going 6-for-6 on attacks.

“The focus for us today was about our side of the net and we wanted to control what we could control,” USA coach Jay Hosack said. “I thought our guys did a good job of that. [Saint Vincent] is obviously a team that is getting better and better every year and they have some work to do, but we thought we'd just focus on that.”

Saint Vincent, which was playing USA for the first time at the U21 level, will be in the quarterfinal on Friday against either Canada or Cuba.

“I'm very proud of my guys, for how we fought,” Saint Vincent captain Delshun Welcome said. “It was our first time playing USA. They're very strong, they have top players and very good experience.”

The benefit of being in the three-team pool is that Saint Vincent will have exposure to another higher-strata opponent in the quarter-final, along with playing in the classification games.

“We have come here for the experience,” Saint Vincent coach Vance Andrews said. “Today was a fun time. It was exciting for them to play against USA, they are the top-ranked team.”

Barbados (1-1), as Group A's second-place finisher, will face the Guatemala-Trinidad and Tobago winner Friday's 8 p.m. quarter-final. Their match will determine third place in Group B.



Guatemala earns third in Group B at U21 men's championship

GATINEAU, Canada, July 7, 2016 – Guatemala drew deep for an inspired effort to wrest third place in Group B at the U21 NORCECA Men's Continental Championship, defeating Trinidad and Tobago 3-0 (25-21, 25-12, 25-17).

The result grants Guatemala a quarterfinal matchup against Barbados at 8 p.m. Friday at Centre Sportif de Gatineau. Trinidad and Tobago will play in the 6/7 classification game on Sunday.

Guatemala (1-2) was spurred by a match-high 13 points, including nine kills, from captain Erik Flores, while Carlos Lopez scored 11 and Wagner Chacon contributed nine. For Trinidad and Tobago (0-3), captain Marlon Phillips had 13 points (including 12 kills from a whopping 50 attacks) while Adriel Roberts had 13 (including 10 kills from 16 attacks). The story of the match was composure, as Trinidad and Tobago conceded 30 points on errors while Guatemala allowed 17.

“Just in the beginning, we were nervous,” Guatemala middle blocker Ricardo Mendoza, who had six points, said. “We know how we can play ... Once things started to go our way, we grew more confident.”

The first set was tight, with Guatemala wresting control after leading just 16-15 at the second technical timeout. In the second, a big block on Phillip that led to winning a long rally and going ahead 12-7 seemed to be the point where Guatemala gained separation. For the Central American team, reaching the medal round is an important stepping-stone in their development.

“We are not adapted to this tournament level, but in every game we are getting more comfortable,” Guatemala coach Reider Lucas said. “We are very happy. If we get victory tomorrow, we know that we will be playing in the semifinals.”

Trinidad and Tobago converted on only 23 of 84 attacks, which was far less efficient than Guatemala's 35-of-80.

“We didn't play at all today,” Trinidad coach Gideon Dickson said. “I think we were overconfident and complacent. Congratulations to Team Guatemala on their win.”

Once the first set slipped away from Trinidad and Tobago, it was unable to correct its course.

“I'm very disappointed,” Phillip said. “I don't know, but we were just not playing today - we had a bad game. We need better communication on the court and we have to score more points.”

Guatemala's Luis Santa Cruz was credited with a match-high four digs.



Cuba sweeps Canada, wins Group B at U21 men's championship

GATINEAU, Canada, July 7, 2016 – Propelled by a dominant start, Cuba swept host Canada 3-0 (25-17, 25-18, 25-16) on Thursday to win Group B of the U21 NORCECA Men's Continental Championship and advance directly to the semi-final.

Miguel David Gutierrez paced Cuba with a match-high 17 points (including 13 kills from 17 attacks and three aces), while Miguel Lopez Castro tallied 12 (including 10 kills from 19 attacks). Sharone Vernon-Evans had nine points (including eight kills from 24 attacks) for Canada, which will face Saint Vincent and the Grenadines in a quarter-final on Friday at Centre Sportif de Gatineau. Eric Loeppky added eight points for Canada (including seven kills on 14 attacks).

“The team was very enthusiastic and very strong tonight – we were playing the way we do it in the practice – very fine,” Lopez Castro said. “We had a very good teamwork.”

Cuba was a proficient 41-of-67 on attacks. Canada was 28-of-70. Cuba used an array of spin serves to rack up a 9-0 edge in aces.

“It was big to win this game, giving us first in the group,” Cuba’s coach Jesus Angel Cruz said. “They stayed with the form that we have in our competition in Cuba, the Nacional.”

Canada libero Jordan Pereira was credited with seven digs on what was a tough night for the host team.

“We've got to be a little more intense throughout the game – we kind of lost it at points in sets,” Canada setter C.J. Gavlas said. “We know what level we have to be at now against Cuba and we have to play like it. Their spin servers put us in a lot of trouble.”

Canada went with Pearson Eshenko and Matthew Passalent as middle blockers, as captain Matt Mawdsley was rested.

“It was our first big match of the summer - I'm not disappointed, we're going to learn from this,” Canada’s coach Gino Brousseau said. “We're going to learn from it and stay positive.”

One thing we will work on is our blocking. We were not very disciplined tonight, we were floating too much, which makes it difficult for the guys who play defence in the back row. We're going to work on that.”

The result means that Canada will likely be on the same side of the playoff bracket as Team USA, which won Group A with a 2-0 record.