




**NORCECA Men's Pan American Cup**  
July 23-31 • Gatineau, Canada

**COUPE Pan Am CUP**  
MEN - SENIOR - MASCULIN  
GATINEAU - JULY 25-30 JUILLET 2017

**NORCECA**  
Volleyball Confederation

FIVB  
CONFERENCIÓN PANAMERICANA DE VOLEIBOL  
Union Panamericana Voleibol

inter pipeline molten Canada Québec Gatineau Volleyball Canada

**COPA PANAMERICANA VOLEIBOL VARONIL**

\$13.00 USD  
\$130.00 MDN  
CANADA 25 AL 30 DE JULIO

ITV NORCECA TV

Bulletin No 5  
Friday, July 28<sup>th</sup>.

Flags of participating countries: Argentina, Canada, Cuba, Dominican Republic, Mexico, Puerto Rico, United States, and Venezuela.



**Calendario y Formato de Competencia / Competition Format and Match Schedule**

GROUP-A											
No.	Date	Time	Teams		Set	Result per set (points)					
						1	2	3	4	5	
2	25-Jul	16:00	CUBA	vs	DOMINICAN REPUBLIC	3-1	25-17	25-22	21-25	25-22	
3	25-Jul	18:00	USA	vs	MEXICO	3-1	25-18	25-23	22-25	25-18	
5	26-Jul	14:00	DOMINICAN REPUBLIC	vs	USA	3-0	25-14	25-12	25-19		
7	26-Jul	18:00	CUBA	vs	MEXICO	3-0	25-15	25-18	25-15		
9	27-Jul	14:00	MEXICO	vs	DOMINICAN REPUBLIC	1-3	23-25	25-17	17-25	18-25	
11	27-Jul	18:00	USA	vs	CUBA	2-3	26-24	21-25	21-25	25-19	11-15

GROUP-B											
No.	Date	Time	Teams		Set	Result per set (points)					
						1	2	3	4	5	
1	25-Jul	14:00	ARGENTINA	vs	PUERTO RICO	3-0	25-20	25-14	25-22		
4	25-Jul	20:00	CANADA	vs	VENEZUELA	3-1	25-17	25-27	25-15	25-22	
6	26-Jul	16:00	ARGENTINA	vs	VENEZUELA	3-0	25-17	25-18	28-26		
8	26-Jul	20:00	CANADA	vs	PUERTO RICO	0-3	21-25	16-25	22-25		
10	27-Jul	16:00	PUERTO RICO	vs	VENEZUELA	3-2	25-19	17-25	25-17	25-27	16-14
12	27-Jul	20:00	CANADA	vs	ARGENTINA	0-3	25-27	23-25	11-25		

QUARTERFINALS											
No.	Date	Time	Teams		Set	Result per set (points)					
						1	2	3	4	5	
13	28-Jul	17:00	(DOM)2nd A	vs	3rd B(CAN)	1-3	20-25	25-16	21-25	23-25	
14	28-Jul	19:00	(PUR)2nd B	vs	3rd A(USA)	3-1	21-25	22-25	25-20	14-25	

CLASSIFICATIONS 5/8											
No.	Date	Time	Teams		Set	Result per set (points)					
						1	2	3	4	5	
15	29-Jul	14:00	(MEX)4th A	vs	Loser of M13* (DOM)	0-0					
16	29-Jul	16:00	(VEN)4th B	vs	Loser of M14* (USA)						

SEMI FINALS											
No.	Date	Time	Teams		Set	Result per set (points)					
						1	2	3	4	5	
17	29-Jul	20:00	(CUB)1st A	vs	Winner of M14 (PUR)	0-0					
18	29-Jul	18:00	(ARG)1st B	vs	Winner of M13 (CAN)						

FINAL CLASSIFICATION 7/8											
No.	Date	Time	Teams		Set	Result per set (points)					
						1	2	3	4	5	
19	30-Jul	11:00	Loser of M15	vs	Loser of M16	0-0					

FINAL CLASSIFICATION 5/6											
No.	Date	Time	Teams		Set	Result per set (points)					
						1	2	3	4	5	
20	30-Jul	13:00	Winner of M15	vs	Winner of M16	0-0					

FINALS											
No.	Date	Time	Teams		Set	Result per set (points)					
						1	2	3	4	5	
21	30-Jul	15:00	Loser of M17	vs	Loser of M18	0-0					
22	30-Jul	17:00	Winner of M17	vs	Winner of M18						

\*NOTE1: For the Classification, Quarterfinal and Semifinal Rounds, according to the FIVB General Competition Regulations, it must be avoided that teams from the same group play each other.

\*NOTE2: Loser of M14 = Loser of Match #14, etc.



26-jul-17	7:30		7:30	DOM(14:00)	USA(14:00)
	9:00		9:00	ARG(16:00)	VEN(16:00)
	10:30		11:30	CUB(18:00)	MEX(18:00)
	12:00		12:00	CAN(20:00)	PUR(20:00)
	14:00	DOM vs USA			
	16:00	ARG vs VEN			
	18:00	CUB vs MEX			
20:00	CAN vs PUR				
27-jul-17	7:30		7:30	MEX(14:00)	DOM(14:00)
	9:00		9:00	PUR(16:00)	VEN(16:00)
	10:30		10:30	USA(18:00)	CUB(18:00)
	12:00		12:00	CAN(20:00)	ARG(20:00)
	14:00	MEX vs DOM			
	16:00	PUR vs VEN			
	18:00	USA vs CUB			
20:00	CAN vs ARG				
28-jul-17	8:00		8:00	(DOM) 2nd A	(CAN) 3rd B
	9:30	(CUB) 1st A	9:30	(PUR) 2nd B	(USA) 3rd A
	11:00	(ARG) 1st B	11:00	(MEX) 4th A	(VEN) 4th B
	12:30		12:30		
	14:00		14:00		
	17:00	(DOM) 2nd A vs 3rd B (CAN)			
	19:00	(PUR) 2nd B vs 3rd A (USA)			
20:00					
29-jul-17	7:30		7:30	(MEX) 4th A	Loser M13*(DOM)
	9:00		9:00	(VEN) 4th B	Loser M14* (USA)
	10:30		10:30	(ARG) 1st B	Winner M13*(CAN)
	12:00		12:00	(CUB) 1st A	Winner M14* (PUR)
	14:00	(MEX) 4th A vs Loser M13*(DOM)			
	16:00	(VEN) 4th B vs Loser M14*(USA)			
	18:00	(ARG) 1B vs Winner M13* (CAN)			
20:00	(CUB) 1A vs Winner M14* (PUR)				
30-jul-17	8:00		8:00	Loser M17	Loser M18
	9:30		9:30	Winner M17	Winner M18
	11:00	Loser M15 - M16			
	13:00	Winner M15- M16			
	15:00	Loser M17 - M18			
	17:00	Winner M17- M18			



FEDERATION INTERNATIONALE DE VOLLEYBALL



0-1

UNIFORM COLOURS  
Couleur de l'uniforme

CITY : Ville : **GATINEAU - CANADA**

REGISTERED COLOURS / Couleurs enregistrées :

(ONLY SHIRT COLOUR - seulement la couleur du maillot)

DATE : 28 / 07 / 2017 TIME: 2 : 1 0 : 0

TEAMS : Equipes : MEX , USA , DOM , VEN , ,

POOL/PHASE : Groupe/Phase : CLASSIFICATIONS 5/8

1	RED	BLUE	BLUE	RED		
2	WHITE	WHITE	RED	BLUE		
3	GREEN	RED	WHITE	WHITE		

MATCH SCHEDULE - Calendrier des matches

TEAMS CHOICE - Choix des équipes ( 1 - 2 OR/ou 3)

FIVB DECISION  
Décision de la FIVB

DATE :	No.	Team Equipe		1st CHOICE 1er Choix			FIVB DESICION LIBERO			FIVB DECISION	
		A	B	A		B	A		B	A	B
29-07-2017	15	MEX	DOM				RED		WHITE	WHITE	BLUE
29-07-2017	16	VEN	USA				WHITE		BLUE	RED	WHITE

APPROVAL - Approbation : FIVB Technical Delegate :   
Délégué technique FIVB :



FEDERATION INTERNATIONALE DE VOLLEYBALL



**0-1**

UNIFORM COLOURS  
Couleur de l'uniforme

CITY :   
Ville :

REGISTERED COLOURS / Couleurs enregistrées :  
(ONLY SHIRT COLOUR - seulement la couleur du maillot)

DATE :  TIME:  Heure: 2, 1 0, 0

TEAMS :

POOL/PHASE :   
Groupe/Phase :

1	RED	BLACK	BLUE	L.BLUE		
2	WHITE	RED	RED	BLUE		
3	BLUE	WHITE	WHITE	WHITE		

MATCH SCHEDULE - Calendrier des matches

TEAMS CHOICE - Choix des équipes ( 1 - 2 OR/ou 3)

FIVB DECISION  
Décision de la FIVB

DATE :	No.	Team Equipe		1st CHOICE 1er Choix			FIVB DECISION LIBERO			FIVB DECISION	
		A	B	A	B		A	B		A	B
29-07-2017	17	CUB	PUR				BLUE		WHITE	RED	BLUE
29-07-2017	18	ARG	CAN				WHITE		BLACK	L.BLUE	RED

APPROVAL - Approbation : FIVB Technical Delegate :   
Délégué technique FIVB :



# 2017 Senior Men's Panamerican Cup

P-4 Collated results & ranking

Results as of 28 July 2017



## MATCHES RESULTS

### Pool A

No	Date	Teams	Set	Result per set (points)					Total Points	Duration	Spectators
				1	2	3	4	5			
2	25-Jul-2017	CUB - DOM	3-1	25-17	25-22	21-25	25-22		96-86	21:50	200
3	25-Jul-2017	USA - MEX	3-1	25-18	25-23	22-25	25-18		97-84	22:37	400
5	26-Jul-2017	DOM - USA	3-0	25-14	25-12	25-19			75-45	21:13	100
7	26-Jul-2017	CUB - MEX	3-0	25-15	25-18	25-15			75-48	21:23	400
9	27-Jul-2017	MEX - DOM	1-3	23-25	25-17	17-25	18-25		83-92	21:51	100
11	27-Jul-2017	USA - CUB	2-3	26-24	21-25	21-25	25-19	11-15	104-108	23:36	500

### Pool B

No	Date	Teams	Set	Result per set (points)					Total Points	Duration	Spectators
				1	2	3	4	5			
1	25-Jul-2017	ARG - PUR	3-0	25-20	25-14	25-17			75-51	9:15	100
4	25-Jul-2017	CAN - VEN	3-1	25-17	25-27	25-15	25-22		100-81	23:18	500
6	26-Jul-2017	ARG - VEN	3-0	25-17	25-18	28-26			78-61	21:25	200
8	26-Jul-2017	CAN - PUR	0-3	21-25	16-25	22-25			59-75	21:33	600
10	27-Jul-2017	PUR - VEN	3-2	25-19	17-25	25-17	25-27	16-14	108-102	22:47	400
12	27-Jul-2017	CAN - ARG	0-3	25-27	23-25	11-25			59-77	0:00	

### Quarterfinals

No	Date	Teams	Set	Result per set (points)					Total Points	Duration	Spectators
				1	2	3	4	5			
13	28-Jul-2017	DOM - CAN	1-3	20-25	25-16	21-25	23-25		89-91	21:50	300
14	28-Jul-2017	PUR - USA	3-1	25-21	25-22	20-25	25-14		95-82	22:32	300

### Classification 5-8

No	Date	Teams	Set	Result per set (points)					Total Points	Duration	Spectators
				1	2	3	4	5			
15	29-Jul-2017	MEX - DOM									
16	29-Jul-2017	VEN - USA									

### Semifinals

No	Date	Teams	Set	Result per set (points)					Total Points	Duration	Spectators
				1	2	3	4	5			
17	29-Jul-2017	CUB - PUR									
18	29-Jul-2017	ARG - CAN									





## 2017 Senior Men's Panamerican Cup

P-4 Collated results & ranking

Results as of 28 July 2017



### TEAM RANKING

#### Pool A

Rk	Code	Team	Matches				Pts	Results details							Sets			Points		
			W	L	T			3-0	3-1	3-2	2-3	1-3	0-3	0	W	L	Ratio	W	L	Ratio
1	CUB	Cuba	3	0	3	12	1	1	1	0	0	0	9	3	3.000	279	238	1.172		
2	DOM	Dominican Republic	2	1	3	10	1	1	0	0	1	0	7	4	1.750	253	224	1.129		
3	USA	United States	1	2	3	6	0	1	0	1	0	1	5	7	0.714	246	267	0.921		
4	MEX	Mexico	0	3	3	2	0	0	0	0	2	1	2	9	0.222	215	264	0.814		

#### Pool B

Rk	Code	Team	Matches				Pts	Results details							Sets			Points		
			W	L	T			3-0	3-1	3-2	2-3	1-3	0-3	0	W	L	Ratio	W	L	Ratio
1	ARG	Argentina	3	0	3	15	3	0	0	0	0	0	9	0	MAX	230	171	1.345		
2	PUR	Puerto Rico	2	1	3	8	1	0	1	0	0	1	6	5	1.200	234	236	0.991		
3	CAN	Canada	1	2	3	4	0	1	0	0	0	2	3	7	0.428	218	233	0.935		
4	VEN	Venezuela	0	3	3	3	0	0	0	1	1	1	3	9	0.333	244	286	0.853		





# P-2 VOLLEYBALL • Match result



## 2017 Senior Men's Panamerican Cup Quarterfinals

**Match:** 13 **Date:** 28/07/2017 **Spectators:** 300  
**City:** Gatineau, QC  
**Hall:** Guertin arena  
**Match duration:** Start: 17:00 End: 18:50 Total: 1:50

Teams	Sets	1	2	3	4	5	Total
<b>DOM</b>	<b>1</b>	20	25	21	23		89
<b>CAN</b>	<b>3</b>	25	16	25	25		91
<b>Set duration</b>		0:24	0:24	0:26	0:27		1:41

**Referees:** CHUNCO, Cristian (ARG) & GONZALEZ, Daniel (MEX)

DOM • DOMINICAN REPUBLIC		1	2	3	4	5	Pts
3	Contrera Elvis (WS)	■	■	■	■		15
4	Hernandez Wilfrido (WS)	■	■	■	■		9
5	L Mieses Enger (L)	L	L	L	L		
6	Garcia Pedro (OP)	■	■	■	■		9
7	Frias Mario (MB)		□	□			
8	Lopez Henry (WS)	□		□	□		1
10	Abreu Francisco (S)	■	■	■	■		2
11	Caceres Jose (OP)	■	■	■	■		15
12	Arredondo Francisco (S)						
13	Mercedes Jonathan (MB)					□	
15	Paulino Richi (MB)	■	■	■	■		4
16	Diaz Cesar (WS)						

**Coach:** Gladston Orlando Sam (CUB)  
**Assistant:** Jose Dante Mañon (DOM)

CAN • CANADA		1	2	3	4	5	Pts
1	Chancy Gabriel (S)						
2	Wojcik Robert (OP)						
3	Schouten Casey (OP)	■	■	■	■		16
6	L Riopel Olivier (L)						
7	Demyanenko Jimenez Danny (MB)	■	■	■	■		9
11	Scheerhoorn Blake (WS)						
12	Keturakis Byron (S)	■	■	■	■		7
14	Burt Max (MB)	■	■	■	■		6
15	L Duquette Bryan (L)	L	L	L	L		
17	Epp Tyler (MB)						
20	Sclater Ryan (WS)	■	■	■	■		15
22	Koppers Brandon (WS)	■	■	■	■		11
23	McConkey Jordan (MB)						
24	Brar Irvan (WS)					□ □	

**Coach:** Larry McKay (CAN)  
**Assistant:** Jason Haldane (CAN)

### TEAMS AND PLAYERS PERFORMANCES

Won Pts	Total Atts	No Name
<b>46</b>	<b>88</b>	<b>Total Team</b>
15	29	3 Contrera Elvis (WS)
11	14	11 Caceres Jose (OP)
<b>5</b>	<b>22</b>	<b>Total Team</b>
3	6	11 Caceres Jose (OP)
1	1	8 Lopez Henry (WS)
<b>4</b>	<b>89</b>	<b>Total Team</b>
2	20	4 Hernandez Wilfrido (WS)
1	11	15 Paulino Richi (MB)
<b>34</b>		<b>Total Team</b>
<b>89</b>	<b>199</b>	<b>Total Team</b>

15	42	3 Contrera Elvis (WS)
----	----	-----------------------

Excellent	Total Atts	No Name
<b>13</b>	<b>72</b>	<b>Total Team</b>
4	9	5 Mieses Enger (L)
4	14	6 Garcia Pedro (OP)
<b>39</b>	<b>90</b>	<b>Total Team</b>
38	74	10 Abreu Francisco (S)
<b>30</b>	<b>70</b>	<b>Total Team</b>
13	20	5 Mieses Enger (L)
10	26	4 Hernandez Wilfrido (WS)

■ Starting line-up    Pts = Points scored    [nn] = Captain  
□ Substitute         Atts = Attempts         L = Libero  
Opp = Opponent

Scoring Skills	Won Pts	Total Atts	No Name
<b>Spike</b>	<b>45</b>	<b>88</b>	<b>Total Team</b>
	14	27	3 Schouten Casey (OP)
	13	27	20 Sclater Ryan (WS)
<b>Block</b>	<b>13</b>	<b>31</b>	<b>Total Team</b>
	6	8	22 Koppers Brandon (WS)
	3	7	7 Demyanenko Jimenez
<b>Serve</b>	<b>6</b>	<b>90</b>	<b>Total Team</b>
	3	21	12 Keturakis Byron (S)
	1	13	20 Sclater Ryan (WS)
<b>Opp. error</b>	<b>27</b>		<b>Total Team</b>
<b>Total</b>	<b>91</b>	<b>209</b>	<b>Total Team</b>

<b>Best Scorer</b>	16	40	3 Schouten Casey (OP)
--------------------	----	----	-----------------------

Non scoring Skills	Excellent	Total Atts	No Name
<b>Dig</b>	<b>8</b>	<b>70</b>	<b>Total Team</b>
	5	21	15 Duquette Bryan (L)
	2	11	3 Schouten Casey (OP)
<b>Set</b>	<b>27</b>	<b>78</b>	<b>Total Team</b>
	26	69	12 Keturakis Byron (S)
<b>Reception</b>	<b>37</b>	<b>71</b>	<b>Total Team</b>
Success - Faults	14	18	15 Duquette Bryan (L)
# Attempts	14	33	22 Koppers Brandon (WS)







# P-2 VOLLEYBALL • Match result



## 2017 Senior Men's Panamerican Cup Quarterfinals

**Match:** 14 **Date:** 28/07/2017 **Spectators:** 300  
**City:** Gatineau, QC  
**Hall:** Guertin arena  
**Match duration:** Start: 19:35 End: 21:32 Total: 1:57

Teams	Sets	1	2	3	4	5	Total
PUR	3	25	25	20	25		95
USA	1	21	22	25	14		82
<b>Set duration</b>		0:25	0:30	0:29	0:24		1:48

**Referees:** BELTRE, Jose (DOM) & VASQUEZ, Juan Infante (CUB)

PUR • PUERTO RICO		1	2	3	4	5	Pts
1	Morales Steven (MB)	■	■	■	■		6
2	Goas Edgardo (S)	■	■	■	■		18
3	Guzman Pablo (WS)	■	■	■	■		18
4	L Del Valle Dennis (L)	L	L	L	L		
6	Burgos Ramon (MB)	□	□				
7	Iglesias Arturo (S)						
9	Maldonado Ulises (OP)		□	□			
11	Torres Maurice (OP)	■	■	■	■		18
12	Lopez Kevin (WS)						
13	Sánchez Sequiel (WS)	■	■	■	■		16
14	Roman Mannix (MB)	■	■	■	■		5
16	Rodriguez Jonathan (MB)						
21	Vargas Pelegrin (WS)						
24	L Cabrera Rivera Arnel (L)	□					

**Coach:** Ramón Hernandez (PUR)  
**Assistant:** Carlos Rivera (PUR)

USA • UNITED STATES OF AMERICA		1	2	3	4	5	Pts
2	Jarman Price (MB)						
3	Stahl Mitchell (MB)	■	■	■	■		4
4	Jendryk II Jeffrey (MB)	■	■	■	■		10
7	Greene Jr. Arvis (OP)						
8	Sander Brenden (WS)	■	■	■	■		13
9	Langlois Jake (WS)	■	■	□			6
11	Seif Jonah (S)	■	■	■	■		1
13	Arnitz Jacob (WS)						
14	Ensing Kyle (OP)	■	■	■	■		16
15	Wieczorek David (WS)		□	■	■		4
20	Stadick Scott (MB)						
21	Saeta Michael (S)		□	□	□		
23	L Tuileta Jr. Larry (L)	L	L	L	L		
25	L Enriques Evan (L)						

**Coach:** Neilson, Robert (USA)  
**Assistant:** Acosta De La Rosa, J (PUR)

### TEAMS AND PLAYERS PERFORMANCES

Won Pts	Total Atts	No Name	Scoring Skills	Won Pts	Total Atts	No Name
50	96	<b>Total Team</b>		44	97	<b>Total Team</b>
15	27	11 Torres Maurice (OP)	<b>Spike</b>	14	27	14 Ensing Kyle (OP)
14	21	3 Guzman Pablo (WS)		9	27	8 Sander Brenden (WS)
5	38	<b>Total Team</b>	<b>Block</b>	8	42	<b>Total Team</b>
2	2	3 Guzman Pablo (WS)		4	12	8 Sander Brenden (WS)
2	7	14 Roman Mannix (MB)		2	6	4 Jendryk II Jeffrey (MB)
8	94	<b>Total Team</b>	<b>Serve</b>	2	83	<b>Total Team</b>
3	19	11 Torres Maurice (OP)		1	11	4 Jendryk II Jeffrey (MB)
2	15	3 Guzman Pablo (WS)		1	15	14 Ensing Kyle (OP)
32		<b>Total Team</b>	<b>Opp. error</b>	28		<b>Total Team</b>
95	228	<b>Total Team</b>	<b>Total</b>	82	222	<b>Total Team</b>
18	38	3 Guzman Pablo (WS)	<b>Best Scorer</b>	16	45	14 Ensing Kyle (OP)
Excellent	Total Atts	No Name	Non scoring Skills	Excellent	Total Atts	No Name
21	85	<b>Total Team</b>		12	65	<b>Total Team</b>
5	17	4 Del Valle Dennis (L)	<b>Dig</b>	3	9	11 Seif Jonah (S)
4	14	13 Sánchez Sequiel (WS)		3	10	8 Sander Brenden (WS)
40	90	<b>Total Team</b>	<b>Set</b>	38	89	<b>Total Team</b>
38	80	2 Goas Edgardo (S)		33	70	11 Seif Jonah (S)
33	68	<b>Total Team</b>	<b>Reception</b>	37	80	<b>Total Team</b>
13	22	4 Del Valle Dennis (L)	Success - Faults	11	18	23 Tuileta Jr. Larry (L)
10	21	13 Sánchez Sequiel (WS)	# Attempts	12	23	9 Langlois Jake (WS)

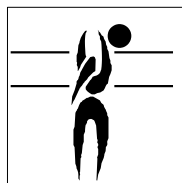
■ Starting line-up    Pts = Points scored    [nn] = Captain  
□ Substitute    Atts = Attempts    L = Libero  
Opp = Opponent





# P-5 VOLLEYBALL • Players ranking by skills

## 2017 Senior Men's Panamerican Cup



### Best Scorers

Rk	No	Name	Team	Spike	Block	Serve	Total
1	10	Gutierrez Miguel David (OP)	CUB	49	7	7	63
2	5	Rodriguez Emerson (OP)	VEN	57	1	3	61
3	11	Torres Maurice (OP)	PUR	49	2	8	59
4	3	Contrera Elvis (WS)	DOM	53	2	3	58
5	18	Lopez Miguel Angel (WS)	CUB	41	3	7	51
6	13	Sánchez Sequiel (WS)	PUR	43	1	6	50
7	11	Caceres Jose (OP)	DOM	40	5	2	47
8	3	Schouten Casey (OP)	CAN	35	2	6	43
8	6	Garcia Pedro (OP)	DOM	38	1	4	43
10	20	Sclater Ryan (WS)	CAN	37	2	2	41
11	3	Guzman Pablo (WS)	PUR	33	3	4	40
11	4	Hernandez Wilfrido (WS)	DOM	28	7	5	40
13	9	Langlois Jake (WS)	USA	29	3	1	33
13	3	Stahl Mitchell (MB)	USA	16	10	7	33
15	7	Valencia Edson (MB)	VEN	21	2	9	32
16	3	Gonzalez Fernando (WS)	VEN	27	2	2	31
17	1	Morales Steven (MB)	PUR	24	6	0	30
17	14	Roman Mannix (MB)	PUR	18	7	5	30
19	3	Garay Ridl (OP)	MEX	27	0	1	28
20	22	Koppers Brandon (WS)	CAN	15	10	2	27
20	8	Sander Brenden (WS)	USA	22	4	1	27
22	7	Demyanenko Jimenez Danny (MB)	CAN	14	11	1	26
22	14	Ensing Kyle (OP)	USA	24	1	1	26
24	12	Lima Bruno (OP)	ARG	23	2	0	25
25	11	Solé Sebastian (MB)	ARG	21	3	0	24
25	11	Barajas Jorge (WS)	MEX	24	0	0	24
27	14	Crer Pablo (MB)	ARG	13	7	3	23
27	4	Jendryk II Jeffrey (MB)	USA	20	2	1	23
29	11	Verdi José (MB)	VEN	18	4	0	22
30	4	Jimenez Javier Ernesto (WS)	CUB	12	5	4	21
30	12	Keturakis Byron (S)	CAN	8	8	5	21
32	6	Poglajen Cristian (WS)	ARG	14	1	5	20
33	14	Burt Max (MB)	CAN	15	4	0	19
33	7	Greene Jr. Arvis (OP)	USA	18	1	0	19
33	11	Seif Jonah (S)	USA	8	8	3	19
36	17	Orellana Nestor(OP)	MEX	15	0	3	18
36	5	Concepcion Javier Octavio (MB)	CUB	15	3	0	18
36	9	Osoria Livan (MB)	CUB	10	5	3	18
39	8	Lopez Henry (WS)	DOM	11	2	4	17
40	18	Ramos Martin (MB)	ARG	14	2	0	16
40	16	Chávez Miguel(MB)	MEX	11	3	2	16
40	17	Fayola Ronald (WS)	VEN	12	2	2	16
43	15	Wieczorek David (WS)	USA	13	1	1	15
44	20	Duarte Julian (WS)	MEX	14	0	0	14
44	4	Ruiz Gonzalo (WS)	MEX	12	1	1	14
44	24	Brar Irvan (WS)	CAN	13	1	0	14
47	12	Martinez Jose (MB)	MEX	9	4	0	13
48	15	Paulino Richi (MB)	DOM	9	0	1	10
49	13	Darraidou Santiago (OP)	ARG	8	0	1	9
50	10	Bruno Nicolas (WS)	ARG	8	0	0	8
<b>Total tournament</b>				<b>1,198</b>	<b>187</b>	<b>147</b>	<b>1,532</b>





# P-5 VOLLEYBALL • Players ranking by skills

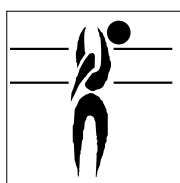
## 2017 Senior Men's Panamerican Cup



### Best Spikers

Limit: 15.00%

Rk	No	Name	Team	Spikes	Faults	Shots	Total Attempts	Succ. %
1	11	Barajas Jorge (WS)	MEX	24	7	10	41	58.54
2	11	Torres Maurice (OP)	PUR	49	13	22	84	58.33
3	10	Gutierrez Miguel David (OP)	CUB	49	13	23	85	57.65
4	5	Rodriguez Emerson (OP)	VEN	57	18	24	99	57.58
5	11	Caceres Jose (OP)	DOM	40	11	19	70	57.14
6	6	Garcia Pedro (OP)	DOM	38	18	15	71	53.52
7	3	Guzman Pablo (WS)	PUR	33	11	19	63	52.38
8	18	Lopez Miguel Angel (WS)	CUB	41	17	21	79	51.90
9	3	Schouten Casey (OP)	CAN	35	8	28	71	49.30
10	4	Hernandez Wilfrido (WS)	DOM	28	12	18	58	48.28
<b>Total Tournament</b>				1,198	392	897	2,487	48.17



### Best Blockers

Rk	No	Name	Team	Kill Blocks	Faults	Rebounds	Total Attempts	Avg. by set
1	7	Demyanenko Jimenez Danny (MB)	CAN	11	6	10	27	0.79
2	14	Crer Pablo (MB)	ARG	7	3	6	16	0.78
3	22	Koppers Brandon (WS)	CAN	10	4	4	18	0.71
4	3	Stahl Mitchell (MB)	USA	10	13	11	34	0.63
5	10	Gutierrez Miguel David (OP)	CUB	7	4	3	14	0.58
6	12	Keturakis Byron (S)	CAN	8	6	6	20	0.57
7	11	Seif Jonah (S)	USA	8	14	8	30	0.50
8	14	Roman Mannix (MB)	PUR	7	9	6	22	0.47
9	4	Hernandez Wilfrido (WS)	DOM	7	8	2	17	0.47
10	4	Jimenez Javier Ernesto (WS)	CUB	5	3	4	12	0.42
<b>Total Tournament</b>				187	429	318	934	3.60



### Best Servers


Rk	No	Name	Team	Aces	Faults	Serve Hits	Total Attempts	Avg. by set
1	7	Valencia Edson (MB)	VEN	9	13	26	48	0.75
2	10	Gutierrez Miguel David (OP)	CUB	7	9	27	43	0.58
3	18	Lopez Miguel Angel (WS)	CUB	7	13	24	44	0.58
4	6	Poglajen Cristian (WS)	ARG	5	4	16	25	0.56
5	11	Torres Maurice (OP)	PUR	8	13	35	56	0.53
6	3	Stahl Mitchell (MB)	USA	7	13	28	48	0.44
7	3	Schouten Casey (OP)	CAN	6	8	28	42	0.43
8	13	Sánchez Sequiel (WS)	PUR	6	9	41	56	0.40
9	12	Keturakis Byron (S)	CAN	5	12	30	47	0.36
10	14	Crer Pablo (MB)	ARG	3	1	33	37	0.33
<b>Total Tournament</b>				147	395	1,732	2,274	2.83





# P-5 VOLLEYBALL • Players ranking by skills

## 2017 Senior Men's Panamerican Cup



### Best Diggers

Rk	No	Name	Team	Digs	Faults	Receptions	Total Attempts	Avg. by set
1	15	Duquette Bryan (L)	CAN	24	21	19	64	1.71
2	5	Mieses Enger (L)	DOM	13	10	19	42	0.87
3	4	Del Valle Dennis (L)	PUR	13	20	13	46	0.87
4	7	Garcia Yonder (L)	CUB	10	15	17	42	0.83
5	23	Tuileta Jr. Larry (L)	USA	12	15	18	45	0.75
6	5	Rangel Jesus (L)	MEX	8	5	14	27	0.73
7	10	Bruno Nicolas (WS)	ARG	6	6	6	18	0.67
7	12	Lima Bruno (OP)	ARG	6	6	6	18	0.67
9	4	Mata Héctor(L)	VEN	8	13	14	35	0.67
10	13	Sánchez Sequiel (WS)	PUR	9	13	21	43	0.60
<b>Total Tournament</b>				300	853	822	1,975	5.77



### Best Setters

Rk	No	Name	Team	Running Sets	Faults	Still Sets	Total Attempts	Avg. by set
1	2	Goas Edgardo (S)	PUR	109	4	144	257	7.27
2	14	Goide Adrian (S)	CUB	87	3	136	226	7.25
3	10	Abreu Francisco (S)	DOM	106	2	172	280	7.07
4	12	Keturakis Byron (S)	CAN	90	6	133	229	6.43
5	11	Seif Jonah (S)	USA	94	1	171	266	5.88
6	22	Velazquet Armando (S)	VEN	65	3	118	186	5.42
7	15	De Cecco Luciano (S)	ARG	47	1	101	149	5.22
8	10	Rangel Pedro (S)	MEX	47	5	72	124	4.27
9	6	Perales Jesus (S)	MEX	32	1	51	84	2.91
10	4	Cavanna Maximiliano (S)	ARG	17	-	21	38	1.89
<b>Total Tournament</b>				780	40	1,526	2,346	15.00



### Best Receivers

Limit: 20.00%



Rk	No	Name	Team	Excellents	Faults	Serve Receptions	Total Attempts	Eff. %
1	16	González Alexis (L)	ARG	25	-	20	45	55.56
2	10	Bruno Nicolas (WS)	ARG	19	1	15	35	51.43
3	5	Mieses Enger (L)	DOM	35	6	19	60	48.33
4	4	Mata Héctor(L)	VEN	31	4	22	57	47.37
5	23	Tuileta Jr. Larry (L)	USA	33	4	25	62	46.77
6	4	Del Valle Dennis (L)	PUR	32	6	22	60	43.33
7	18	Lopez Miguel Angel (WS)	CUB	28	1	36	65	41.54
8	22	Koppers Brandon (WS)	CAN	32	3	39	74	39.19
9	15	Duquette Bryan (L)	CAN	25	3	29	57	38.60
10	20	Sclater Ryan (WS)	CAN	33	3	42	78	38.46
<b>Total Tournament</b>				738	155	982	1,875	31.09





# P-5 VOLLEYBALL • Players ranking by skills

## 2017 Senior Men's Panamerican Cup



### Best Liberos

Rk	No	Name	Team	Excellents	Faults	In play	Total attempts	Avg. by set
1	15	Duquette Bryan (L)	CAN	49	24	48	121	3.50
2	7	Garcia Yonder (L)	CUB	42	24	46	112	3.50
3	5	Rangel Jesus (L)	MEX	37	9	51	97	3.36
4	4	Mata Héctor(L)	VEN	39	17	36	92	3.25
5	5	Mieses Enger (L)	DOM	48	16	38	102	3.20
6	4	Del Valle Dennis (L)	PUR	45	26	35	106	3.00
7	16	González Alexis (L)	ARG	26		23	49	2.89
8	23	Tuileta Jr. Larry (L)	USA	45	19	43	107	2.81
9	6	Riopel Olivier (L)	CAN	8	5	5	18	0.57
10	25	Enriques Evan (L)	USA	9	2	6	17	0.56



**BREAKING NEWS**





# P-6 VOLLEYBALL • Teams ranking by skills

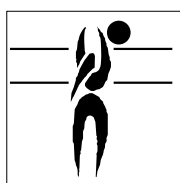
## 2017 Senior Men's Panamerican Cup



### Best Spikers

Limit: 15.00%

Rk	Team	Spikes	Faults	Shots	Total Attempts	Succ. %
1	PUR PUERTO RICO	179	49	113	341	52.49
2	CUB CUBA	138	45	80	263	52.47
3	ARG ARGENTINA	117	29	85	231	50.65
4	DOM DOMINICAN REPUBLIC	184	66	114	364	50.55
5	VEN VENEZUELA	143	54	106	303	47.19
6	MEX MEXICO	118	49	89	256	46.09
7	CAN CANADA	160	43	148	351	45.58
8	USA UNITED STATES OF AMERICA	159	57	162	378	42.06
<b>Total Tournament</b>		1,198	392	897	2,487	48.17



### Best Blockers

Rk	Team	Kill Blocks	Faults	Rebounds	Total Attempts	Avg. by set
1	CAN CANADA	39	56	46	141	2.79
2	CUB CUBA	32	38	21	91	2.67
3	USA UNITED STATES OF AMERICA	32	81	60	173	2.00
4	ARG ARGENTINA	16	37	46	99	1.78
5	PUR PUERTO RICO	23	56	34	113	1.53
6	DOM DOMINICAN REPUBLIC	22	65	30	117	1.47
7	MEX MEXICO	12	44	49	105	1.09
8	VEN VENEZUELA	11	52	32	95	0.92
<b>Total Tournament</b>		187	429	318	934	3.60



### Best Servers


Rk	Team	Aces	Faults	Serve Hits	Total Attempts	Avg. by set
1	CUB CUBA	25	43	207	275	2.08
2	PUR PUERTO RICO	24	49	254	327	1.60
3	DOM DOMINICAN REPUBLIC	22	52	266	340	1.47
4	VEN VENEZUELA	17	50	180	247	1.42
5	ARG ARGENTINA	12	33	182	227	1.33
6	USA UNITED STATES OF AMERICA	20	66	243	329	1.25
7	CAN CANADA	16	64	230	310	1.14
8	MEX MEXICO	11	38	170	219	1.00
<b>Total Tournament</b>		147	395	1,732	2,274	2.83





# P-6 VOLLEYBALL • Teams ranking by skills

## 2017 Senior Men's Pan American Cup



### Best Diggers

Rk	Team	Digs	Faults	Receptions	Total Attempts	Avg. by set
1	CAN CANADA	55	133	113	301	3.93
2	ARG ARGENTINA	33	61	83	177	3.67
3	VEN VENEZUELA	39	105	93	237	3.25
4	PUR PUERTO RICO	43	133	109	285	2.87
5	DOM DOMINICAN REPUBLIC	40	107	145	292	2.67
6	USA UNITED STATES OF AMERICA	39	127	100	266	2.44
7	CUB CUBA	29	90	94	213	2.42
8	MEX MEXICO	22	97	85	204	2.00
<b>Total Tournament</b>		300	853	822	1,975	5.77



### Best Setters

Rk	Team	Running Sets	Faults	Still Sets	Total Attempts	Avg. by set
1	CAN CANADA	114	8	209	331	8.14
2	PUR PUERTO RICO	116	6	191	313	7.73
3	MEX MEXICO	84	6	162	252	7.64
4	DOM DOMINICAN REPUBLIC	113	5	230	348	7.53
5	VEN VENEZUELA	90	6	196	292	7.50
6	ARG ARGENTINA	66	1	146	213	7.33
6	CUB CUBA	88	3	159	250	7.33
8	USA UNITED STATES OF AMERICA	109	5	233	347	6.81
<b>Total Tournament</b>		780	40	1,526	2,346	15.00



### Best Receivers

Limit: 20.00%

Rk	Team	Excellents	Faults	Serve Receptions	Total Attempts	Eff. %
1	ARG ARGENTINA	66	4	68	138	44.93
2	CAN CANADA	114	17	133	264	36.74
3	CUB CUBA	78	16	104	198	31.31
4	USA UNITED STATES OF AMERICA	119	25	159	303	31.02
5	PUR PUERTO RICO	100	24	133	257	29.57
6	DOM DOMINICAN REPUBLIC	93	19	144	256	28.91
7	VEN VENEZUELA	89	20	133	242	28.51
8	MEX MEXICO	79	30	108	217	22.58
<b>Total Tournament</b>		738	155	982	1,875	31.09





Canada beats Dominican Republic 3-1 and advances to Men's Pan American Cup semifinal .



Gatineau, Canada, July 28.- Canada advanced to the 12<sup>th</sup> Men's Pan American Cup semifinal after they defeated the Dominican Republic 3-1 (25-20, 16-25, 25-21 and 25-23) in almost two hours at Gatineau's Robert Guertin Arena.

In front of their home crowd, Canada started out well and built a

narrow lead over their Caribbean rivals 16-14. Dominican Republic managed to tie at 18, but Brandon Koppers and captain Max Burt were two towers blocking their rivals. Setter Byron Keturakis made a difference from the service line as Canada took the opening set 25-20.

The Caribbean squad bounced back early in the second period, taking advantage of their rivals' hitting and serving errors, to move 8-4 in front. The Dominicans kept the pressure and Elvis Contreras produced two solid spikes to increase the lead 16-7. Canada had some good moments but could not stop their rivals who equalled the match with a 25-16.

The host team regrouped and showed a more aggressive and efficient play to lead 8-4 at the first technical timeout in the third set. Casey Schouten led the Canucks with a strong hitting and serve. The Dominican Republic reacted and Elvis Contrera continued to find room in the Canadian defense to close the gap to 14-16.

With solid block by Schouten, Demyanenko and Max Burt, combined with a hard serve by setter Byron Keturakis, Canada regained momentum and finished the set 25-21 thanks to Danny Demyanenko's attack from the middle.

The fourth set started more erratic with each team making three mistakes from the service line. Jose Caceres, standing 2.10m tall, kept the pressure from the Dominicans with strong spikes, but setter Keturakis found spaces in their opponents' defense to lead 8-7. Their block performed and Ryan Sclater hit hard from the left angle to put the country of the





Maple Leaf 16-12 in front. The Caribbean side never gave up and moved within one point (23-24), but Ryan Sclater sealed the victory with another lethal spike from the left angle. Casey Schouten led the Canadian production with 16 points, one more than Ryan Sclater. Brandon Koppers also contributed with 11. Elvis Contreras and Jose Caceres each scored 15 for the Caribbean squad.

Canada, the bronze medallist at last's year edition, will play defending champions Cuba on Saturday. The Dominican Republic will play against the loser of the Puerto Rico-United States match for a place between fifth and eighth.

Max Burt, captain of Canada: "We came out really good in the first set, we put a lot of service pressure on them, but we let them back in the second and they get a lot of confidence when you start giving them free points like that – they're scrappy and they have got a lot of physicality. But we were able to settle it down in the third set and take control of the match again, which is really nice."

Larry McKay, coach of Canada: "It's a developmental team, and what happened in the second set is part of these young guys trying to be international players and fortunately they found their good game again and I'm pleased for them. The Dominican team has one of the best coaches in the world, and today they just weren't as good. And our guys had three good sets. We've played all our guys through this tournament because I want to showcase everybody; and in this match I tried to stay with one group and not make too many switches for consistency. We haven't played a lot as a team, so that's why this tournament is important."

Orlando Samuel, head coach of Dominican Republic: "Our men have played a good tournament. We have lost two games, but they have been close. We had ups and downs. We have been training for two months and did not play any tune-up match. We have had to make some changes. Our men fight until the end, but we have our limitations. Despite our limited resources, our men have shown a lot of dedication and I am proud of this team."



Puerto Rico stuns the USA 3-1 to reach Final Four in Men's Pan American Cup.



Gatineau, Canada, July 28.- Puerto Rico kept their winning campaign at the 12th Men's Pan American Cup as they defeated the United States 3-1 (25-21, 25-22, 20-25 and 25-14) at Gatineau's Robert Guertin Arena.

Both teams started out well. Puerto Rican libero Dennis Del Valle made an

almost impossible save, before Maurice Torres and Steven Morales blocked the USA attack to keep the match even at eight points. Both Morales and Torres were also crucial to move the Islanders ahead 16-15 at the second technical timeout. The gap stayed close, but Torres hit hard again and Sequiel Sanchez followed with an ace and strong attack to win the opening set 25-21.

The Puerto Ricans kept the momentum in the second set as they led 8-4 at the first technical timeout. Kyle Ersing kept the Americans in contention from the hitting zone, as they trailed 13-16. Roman Mannix's ace advanced the Islanders 20-15, but the Americans closed the gap to 19-20 with Brendan Sander and Ersing leading the way. Captain and setter Edgardo Goas and Mannix Roman closed the set for Puerto Rico with a double block to win 25-22.

The tallest and youngest team in the tournament, the USA showed their higher block as Jeffrey Jendryk II, Brenden Sander and Jonah Seif stopped their rivals in the net to lead 7-4, but Puerto Rico bounced back and score four consecutive points to move ahead 8-7 at the first technical timeout. Reception and hitting errors ensued as the Americans came back on top and 11-8 and led leading for the first time in the match after a technical timeout (16-14).

The Americans did not slow down. Led by Mitchell Stahl, Sander, Ensing and David Wieczorek, the went on to take the third set 25-20.



Puerto Ricans came back on fire early in the fourth set. Setter Edgardo Goas paved the way for six consecutive points as they reached the first technical timeout comfortably 8-1 ahead. Sequiel Sanchez, Maurice Torres and Pablo Guzman responded in the serve and attack as Goas and Mannix Roman did by blocking their rivals to extend the lead to 16-4. That gap proved to be unsurmountable as the Islanders maintained their composure and sealed the historic win with Sequiel Sanchez's spike from the left angle.

Winner of two medals in the 11-year history of the event, Puerto Rico aims to return the podium for the first time in seven years. They last claimed the bronze in 2010.

Pablo Guzman and Maurice Torres were Puerto Rico's top scorers with 18 points, two more than Sequiel Sánchez. Kyle Ensing led the USA output with 14 points. Sander Brenden (13) and Jeffrey Jendryk II (10) also totaled double digits.

Ramon Hernandez, coach of Puerto Rico: "We knew it would be a difficult match against a talented team. But our team came out focused and with a well-defined plan. They played well in every aspect of the game and that's why we achieved this performance. This is only our fourth game this summer and our team is growing, building our game progressively. This is a very important step. We will prepare to play well and have our best possible showing."

Robert Neilson, head coach of the USA: "We weren't good enough in serve and receive, and we weren't good out of system. Puerto Rico did a nice job taking advantage of that. I thought we competed hard; we just didn't execute at a high enough level."

Jonah Seif, captain of the US team, "I thought we fought hard, we just didn't execute and Puerto Rico did. Obviously, I'm disappointed with the result, but we still have two matches that we need to prepare for (places fifth to eight)."

End