


**Match:** 2    **Date:** 17/06/2017    **Spectators:** 300  
**City:** Lima  
**Hall:** Coliseo Eduardo Dibos  
**Match duration:** Start: 15:10 End: 16:32 Total: 1:22

| Teams               | Sets     | 1    | 2    | 3    | 4 | 5 | Total |
|---------------------|----------|------|------|------|---|---|-------|
| <b>TTO</b>          | <b>0</b> | 22   | 21   | 20   |   |   | 63    |
| <b>DOM</b>          | <b>3</b> | 25   | 25   | 25   |   |   | 75    |
| <b>Set duration</b> |          | 0:24 | 0:25 | 0:27 |   |   | 1:16  |


### TTO • Trinidad and Tobago



**Spike**

Succ. %  
Limit: 15.00%

| Rk                | No | Name                     | Spikes | Faults | Shots | Total Attempts | Note  |
|-------------------|----|--------------------------|--------|--------|-------|----------------|-------|
| 1                 | 16 | Esdelle Krystle (OP)     | 8      | 2      | 10    | 20             | 40.00 |
| 2                 | 3  | Thompson Channon (WS)    | 7      | 7      | 13    | 27             | 25.93 |
| -                 | 4  | Pierre Delicia (WS)      | 5      | 2      | 7     | 14             |       |
| -                 | 6  | Jack Sinead (MB)         | 7      | 1      | 3     | 11             |       |
| -                 | 2  | Ross Jاليا (MB)          | 4      | 2      | 5     | 11             |       |
| -                 | 8  | Ramdin Darlene (WS)      | 3      | 4      | -     | 7              |       |
| -                 | 12 | Forde Renele (S)         | 1      | 1      | 4     | 6              |       |
| -                 | 1  | Floyd Hannah (OP)        | -      | -      | -     | -              |       |
| -                 | 7  | Davidson Malika (L)      | -      | -      | -     | -              |       |
| -                 | 11 | Olton Afesha (L)         | -      | -      | -     | -              |       |
| -                 | 14 | Wallace Rejeanne (WS)    | -      | -      | -     | -              |       |
| -                 | 19 | Sutherland Kerdisha (MB) | -      | -      | -     | -              |       |
| <b>Others</b>     |    |                          | -      | -      | -     | -              |       |
| <b>Total Team</b> |    |                          | 35     | 19     | 42    | 96             | 36.46 |



**Block**

Avg. by set

| Rk                | No | Name                     | Kill Blocks | Faults | Rebounds | Total Attempts | Note |
|-------------------|----|--------------------------|-------------|--------|----------|----------------|------|
| 1                 | 6  | Jack Sinead (MB)         | 3           | 5      | 7        | 15             | 1.00 |
| 2                 | 16 | Esdelle Krystle (OP)     | 2           | 1      | 3        | 6              | 0.67 |
| 2                 | 3  | Thompson Channon (WS)    | 2           | 4      | 4        | 10             | 0.67 |
| 4                 | 8  | Ramdin Darlene (WS)      | 1           | 1      | 1        | 3              | 0.33 |
| -                 | 1  | Floyd Hannah (OP)        | -           | -      | -        | -              |      |
| -                 | 4  | Pierre Delicia (WS)      | -           | -      | -        | -              |      |
| -                 | 7  | Davidson Malika (L)      | -           | -      | -        | -              |      |
| -                 | 11 | Olton Afesha (L)         | -           | -      | -        | -              |      |
| -                 | 14 | Wallace Rejeanne (WS)    | -           | -      | -        | -              |      |
| -                 | 19 | Sutherland Kerdisha (MB) | -           | -      | -        | -              |      |
| -                 | 2  | Ross Jاليا (MB)          | -           | 2      | 7        | 9              |      |
| -                 | 12 | Forde Renele (S)         | -           | 4      | 1        | 5              |      |
| <b>Others</b>     |    |                          | -           | -      | -        | -              |      |
| <b>Total Team</b> |    |                          | 8           | 17     | 23       | 48             | 2.67 |

**Match:** 2    **Date:** 17/06/2017    **Spectators:** 300  
**City:** Lima  
**Hall:** Coliseo Eduardo Dibos  
**Match duration:** Start: 15:10 End: 16:32 Total: 1:22

| Teams               | Sets     | 1    | 2    | 3    | 4 | 5 | Total |
|---------------------|----------|------|------|------|---|---|-------|
| <b>TTO</b>          | <b>0</b> | 22   | 21   | 20   |   |   | 63    |
| <b>DOM</b>          | <b>3</b> | 25   | 25   | 25   |   |   | 75    |
| <b>Set duration</b> |          | 0:24 | 0:25 | 0:27 |   |   | 1:16  |

### TTO • Trinidad and Tobago

| Rk                | No | Name                     | Aces | Faults | Serve Hits | Total Attempts | Note |
|-------------------|----|--------------------------|------|--------|------------|----------------|------|
| 1                 | 3  | Thompson Channon (WS)    | 2    | 2      | 5          | 9              | 0.67 |
| -                 | 1  | Floyd Hannah (OP)        | -    | -      | -          | -              |      |
| -                 | 7  | Davidson Malika (L)      | -    | -      | -          | -              |      |
| -                 | 8  | Ramdin Darlene (WS)      | -    | -      | 6          | 6              |      |
| -                 | 11 | Olton Afesha (L)         | -    | -      | -          | -              |      |
| -                 | 14 | Wallace Rejeanne (WS)    | -    | -      | -          | -              |      |
| -                 | 19 | Sutherland Kerdisha (MB) | -    | -      | -          | -              |      |
| -                 | 6  | Jack Sinead (MB)         | -    | 1      | 7          | 8              |      |
| -                 | 12 | Forde Renele (S)         | -    | 2      | 10         | 12             |      |
| -                 | 4  | Pierre Delicia (WS)      | -    | 1      | 4          | 5              |      |
| -                 | 2  | Ross Jalicia (MB)        | -    | 4      | 10         | 14             |      |
| -                 | 16 | Esdelle Krystle (OP)     | -    | 3      | 7          | 10             |      |
| <b>Others</b>     |    |                          | -    | -      | -          | -              |      |
| <b>Total Team</b> |    |                          | 2    | 13     | 49         | 64             | 0.67 |


|             |                               |    |   |  |    |  |
|-------------|-------------------------------|----|---|--|----|--|
| <b>Team</b> | Opponent errors & Team faults | 18 | - |  | 18 |  |
|-------------|-------------------------------|----|---|--|----|--|

| Rk                | No | Name                     | Digs | Faults | Receptions | Total Attempts | Note |
|-------------------|----|--------------------------|------|--------|------------|----------------|------|
| 1                 | 11 | Olton Afesha (L)         | 6    | 8      | 10         | 24             | 2.00 |
| 2                 | 3  | Thompson Channon (WS)    | 2    | 4      | 9          | 15             | 0.67 |
| 3                 | 4  | Pierre Delicia (WS)      | 1    | -      | 6          | 7              | 0.33 |
| 3                 | 8  | Ramdin Darlene (WS)      | 1    | 4      | 5          | 10             | 0.33 |
| -                 | 1  | Floyd Hannah (OP)        | -    | -      | -          | -              |      |
| -                 | 2  | Ross Jalicia (MB)        | -    | -      | 5          | 5              |      |
| -                 | 6  | Jack Sinead (MB)         | -    | -      | 4          | 4              |      |
| -                 | 7  | Davidson Malika (L)      | -    | -      | -          | -              |      |
| -                 | 14 | Wallace Rejeanne (WS)    | -    | -      | -          | -              |      |
| -                 | 19 | Sutherland Kerdisha (MB) | -    | -      | -          | -              |      |
| -                 | 16 | Esdelle Krystle (OP)     | -    | 1      | 6          | 7              |      |
| -                 | 12 | Forde Renele (S)         | -    | 4      | 9          | 13             |      |
| <b>Others</b>     |    |                          | -    | -      | -          | -              |      |
| <b>Total Team</b> |    |                          | 10   | 21     | 54         | 85             | 3.33 |


**Match:** 2   **Date:** 17/06/2017   **Spectators:** 300  
**City:** Lima  
**Hall:** Coliseo Eduardo Dibos  
**Match duration:** Start: 15:10 End: 16:32 Total: 1:22

| Teams               | Sets     | 1    | 2    | 3    | 4 | 5 | Total |
|---------------------|----------|------|------|------|---|---|-------|
| <b>TTO</b>          | <b>0</b> | 22   | 21   | 20   |   |   | 63    |
| <b>DOM</b>          | <b>3</b> | 25   | 25   | 25   |   |   | 75    |
| <b>Set duration</b> |          | 0:24 | 0:25 | 0:27 |   |   | 1:16  |

### TTO • Trinidad and Tobago

| <br><b>Set</b> | Rk | No                       | Name                  | Running Sets | Faults | Still Sets | Total Attempts | Note |
|---|----|--------------------------|-----------------------|--------------|--------|------------|----------------|------|
|   | 1  | 12                       | Forde Renele (S)      | 3            | 1      | 69         | 73             | 1.00 |
|   | -  | 1                        | Floyd Hannah (OP)     | -            | -      | -          | -              |      |
|   | -  | 2                        | Ross Jاليا (MB)       | -            | -      | 1          | 1              |      |
|   | -  | 3                        | Thompson Channon (WS) | -            | -      | 5          | 5              |      |
|   | -  | 4                        | Pierre Delicia (WS)   | -            | -      | -          | -              |      |
|   | -  | 6                        | Jack Sinead (MB)      | -            | -      | 1          | 1              |      |
|   | -  | 7                        | Davidson Malika (L)   | -            | -      | -          | -              |      |
|   | -  | 8                        | Ramdin Darlene (WS)   | -            | -      | 1          | 1              |      |
|   | -  | 11                       | Olton Afesha (L)      | -            | -      | 3          | 3              |      |
|   | -  | 14                       | Wallace Rejeanne (WS) | -            | -      | -          | -              |      |
|   | -  | 16                       | Esdelle Krystle (OP)  | -            | -      | -          | -              |      |
| -   | 19 | Sutherland Kerdisha (MB) | -                     | -            | -      | -          |                |      |
| <b>Others</b>   |    |                          |                       | -            | -      | -          | -              |      |
| <b>Total Team</b>   |    |                          |                       | 3            | 1      | 80         | 84             | 1.00 |

Avg. by set


| <br><b>Reception</b> | Rk | No                       | Name                  | Excellents | Faults | Serve Receptions | Total Attempts | Note  |
|--|----|--------------------------|-----------------------|------------|--------|------------------|----------------|-------|
|  | 1  | 11                       | Olton Afesha (L)      | 7          | 1      | 20               | 28             | 21.43 |
|  | 2  | 3                        | Thompson Channon (WS) | 3          | 2      | 9                | 14             | 7.14  |
|  | 3  | 8                        | Ramdin Darlene (WS)   | 1          | 1      | 12               | 14             | 0.00  |
|  | -  | 4                        | Pierre Delicia (WS)   | -          | -      | 6                | 6              |       |
|  | -  | 7                        | Davidson Malika (L)   | -          | -      | 1                | 1              |       |
|  | -  | 1                        | Floyd Hannah (OP)     | -          | -      | -                | -              |       |
|  | -  | 2                        | Ross Jاليا (MB)       | -          | -      | -                | -              |       |
|  | -  | 6                        | Jack Sinead (MB)      | -          | -      | -                | -              |       |
|  | -  | 12                       | Forde Renele (S)      | -          | -      | -                | -              |       |
|  | -  | 14                       | Wallace Rejeanne (WS) | -          | -      | -                | -              |       |
|  | -  | 16                       | Esdelle Krystle (OP)  | -          | -      | -                | -              |       |
| -  | 19 | Sutherland Kerdisha (MB) | -                     | -          | -      | -                |                |       |
| <b>Others</b>  |    |                          |                       | -          | -      | -                | -              |       |
| <b>Total Team</b>  |    |                          |                       | 11         | 4      | 48               | 63             | 11.11 |

Eff. %  
Limit: 20.00%

**Match:** 2    **Date:** 17/06/2017    **Spectators:** 300  
**City:** Lima  
**Hall:** Coliseo Eduardo Dibos  
**Match duration:** Start: 15:10 End: 16:32 Total: 1:22

| Teams               | Sets     | 1    | 2    | 3    | 4 | 5 | Total |
|---------------------|----------|------|------|------|---|---|-------|
| <b>TTO</b>          | <b>0</b> | 22   | 21   | 20   |   |   | 63    |
| <b>DOM</b>          | <b>3</b> | 25   | 25   | 25   |   |   | 75    |
| <b>Set duration</b> |          | 0:24 | 0:25 | 0:27 |   |   | 1:16  |


### DOM • Dominican Republic



**Spike**

Succ. %  
Limit: 15.00%

| Rk                | No | Name                                    | Spikes | Faults | Shots | Total Attempts | Note  |
|-------------------|----|---|--------|--------|-------|----------------|-------|
| 1                 | 20 | Martinez Brayelin Elizabeth (WS)        | 9      | 2      | 15    | 26             | 34.62 |
| 2                 | 16 | Peña Isabel Yonkaira Paola (WS)         | 6      | 5      | 8     | 19             | 31.58 |
| -                 | 17 | Mambru Casilla Gina Altagracia (OP)     | 6      | 3      | 4     | 13             |       |
| -                 | 11 | Rodriguez Santos Jeoselyna (OP)         | 3      | 2      | 7     | 12             |       |
| -                 | 21 | Martinez Jineiry (MB)                   | 7      | -      | 3     | 10             |       |
| -                 | 1  | Vargas Valdez Annerys Victoria (MB)     | 3      | -      | 5     | 8              |       |
| -                 | 6  | Dominguez Martinez Camil Inmaculada (S) | -      | -      | 2     | 2              |       |
| -                 | 7  | Marte Frica Niverka Dharlenis (S)       | 1      | 1      | -     | 2              |       |
| -                 | 18 | De La Cruz De Peña Bethania (WS)        | 1      | 1      | -     | 2              |       |
| -                 | 4  | Fersola Norberto Marianne (MB)          | 1      | -      | -     | 1              |       |
| -                 | 5  | Castillo Brenda (L)                     | -      | -      | -     | -              |       |
| -                 | 13 | Moreno Martinez Erasma (WS)             | -      | -      | -     | -              |       |
| -                 | 19 | Binet Stephens Ana Yorkira (L)          | -      | -      | -     | -              |       |
| -                 | 22 | Gonzalez Lopez Gaila Ceneida (OP)       | -      | -      | -     | -              |       |
| <b>Others</b>     |    |   | -      | -      | -     | -              |       |
| <b>Total Team</b> |    |   | 37     | 14     | 44    | 95             | 38.95 |



**Block**

Avg. by set

| Rk                | No | Name                                    | Kill Blocks | Faults | Rebounds | Total Attempts | Note |
|-------------------|----|---|-------------|--------|----------|----------------|------|
| 1                 | 7  | Marte Frica Niverka Dharlenis (S)       | 2           | 2      | -        | 4              | 0.67 |
| 1                 | 20 | Martinez Brayelin Elizabeth (WS)        | 2           | 4      | 2        | 8              | 0.67 |
| 3                 | 1  | Vargas Valdez Annerys Victoria (MB)     | 1           | 2      | 5        | 8              | 0.33 |
| -                 | 4  | Fersola Norberto Marianne (MB)          | -           | -      | 1        | 1              |      |
| -                 | 5  | Castillo Brenda (L)                     | -           | -      | -        | -              |      |
| -                 | 6  | Dominguez Martinez Camil Inmaculada (S) | -           | -      | -        | -              |      |
| -                 | 11 | Rodriguez Santos Jeoselyna (OP)         | -           | -      | 3        | 3              |      |
| -                 | 13 | Moreno Martinez Erasma (WS)             | -           | -      | -        | -              |      |
| -                 | 16 | Peña Isabel Yonkaira Paola (WS)         | -           | -      | 3        | 3              |      |
| -                 | 17 | Mambru Casilla Gina Altagracia (OP)     | -           | -      | 2        | 2              |      |
| -                 | 18 | De La Cruz De Peña Bethania (WS)        | -           | -      | -        | -              |      |
| -                 | 19 | Binet Stephens Ana Yorkira (L)          | -           | -      | -        | -              |      |
| -                 | 22 | Gonzalez Lopez Gaila Ceneida (OP)       | -           | -      | -        | -              |      |
| -                 | 21 | Martinez Jineiry (MB)                   | -           | 3      | 4        | 7              |      |
| <b>Others</b>     |    |   | -           | -      | -        | -              |      |
| <b>Total Team</b> |    |   | 5           | 11     | 20       | 36             | 1.67 |


**Match:** 2   **Date:** 17/06/2017   **Spectators:** 300  
**City:** Lima  
**Hall:** Coliseo Eduardo Dibos  
**Match duration:** Start: 15:10 End: 16:32 Total: 1:22

| Teams        | Sets | 1    | 2    | 3    | 4 | 5 | Total |
|--------------|------|------|------|------|---|---|-------|
| TTO          | 0    | 22   | 21   | 20   |   |   | 63    |
| DOM          | 3    | 25   | 25   | 25   |   |   | 75    |
| Set duration |      | 0:24 | 0:25 | 0:27 |   |   | 1:16  |



### DOM • Dominican Republic

| Rk                | No | Name                                    | Aces | Faults | Serve Hits | Total Attempts | Note |
|-------------------|----|---|------|--------|------------|----------------|------|
| 1                 | 16 | Peña Isabel Yonkaira Paola (WS)         | 1    | 2      | 13         | 16             | 0.33 |
| 1                 | 20 | Martinez Brayelin Elizabeth (WS)        | 1    | 2      | 9          | 12             | 0.33 |
| 1                 | 21 | Martinez Jineiry (MB)                   | 1    | 2      | 5          | 8              | 0.33 |
| -                 | 5  | Castillo Brenda (L)                     | -    | -      | -          | -              |      |
| -                 | 11 | Rodriguez Santos Jeoselyna (OP)         | -    | -      | 5          | 5              |      |
| -                 | 13 | Moreno Martinez Erasma (WS)             | -    | -      | 3          | 3              |      |
| -                 | 17 | Mambro Casilla Gina Altagracia (OP)     | -    | -      | 4          | 4              |      |
| -                 | 18 | De La Cruz De Peña Bethania (WS)        | -    | -      | 1          | 1              |      |
| -                 | 19 | Binet Stephens Ana Yorkira (L)          | -    | -      | -          | -              |      |
| -                 | 22 | Gonzalez Lopez Gaila Ceneida (OP)       | -    | -      | -          | -              |      |
| -                 | 7  | Marte Frisca Niverka Dharlenis (S)      | -    | 1      | 12         | 13             |      |
| -                 | 1  | Vargas Valdez Annerys Victoria (MB)     | -    | 1      | 5          | 6              |      |
| -                 | 4  | Fersola Norberto Marianne (MB)          | -    | 1      | 3          | 4              |      |
| -                 | 6  | Dominguez Martinez Camil Inmaculada (S) | -    | 1      | 1          | 2              |      |
| Others            |    |   | -    | -      | -          | -              |      |
| <b>Total Team</b> |    |   | 3    | 10     | 61         | 74             | 1.00 |




**Serve**

Avg. by set

| Team | Opponent errors & Team faults | Aces | Faults | Serve Hits | Total Attempts | Note |
|------|-------------------------------|------|--------|------------|----------------|------|
|      | Opponent errors & Team faults | 30   | -      |            | 30             |      |

| Rk                | No | Name                                    | Digs | Faults | Receptions | Total Attempts | Note |
|-------------------|----|---|------|--------|------------|----------------|------|
| 1                 | 5  | Castillo Brenda (L)                     | 8    | 5      | 15         | 28             | 2.67 |
| -                 | 4  | Fersola Norberto Marianne (MB)          | -    | -      | 1          | 1              |      |
| -                 | 13 | Moreno Martinez Erasma (WS)             | -    | -      | -          | -              |      |
| -                 | 18 | De La Cruz De Peña Bethania (WS)        | -    | -      | 1          | 1              |      |
| -                 | 19 | Binet Stephens Ana Yorkira (L)          | -    | -      | -          | -              |      |
| -                 | 22 | Gonzalez Lopez Gaila Ceneida (OP)       | -    | -      | -          | -              |      |
| -                 | 1  | Vargas Valdez Annerys Victoria (MB)     | -    | 1      | 5          | 6              |      |
| -                 | 20 | Martinez Brayelin Elizabeth (WS)        | -    | 3      | 9          | 12             |      |
| -                 | 11 | Rodriguez Santos Jeoselyna (OP)         | -    | 3      | 5          | 8              |      |
| -                 | 16 | Peña Isabel Yonkaira Paola (WS)         | -    | 4      | 6          | 10             |      |
| -                 | 17 | Mambro Casilla Gina Altagracia (OP)     | -    | 2      | 3          | 5              |      |
| -                 | 7  | Marte Frisca Niverka Dharlenis (S)      | -    | 5      | 7          | 12             |      |
| -                 | 6  | Dominguez Martinez Camil Inmaculada (S) | -    | 1      | 1          | 2              |      |
| -                 | 21 | Martinez Jineiry (MB)                   | -    | 1      | 1          | 2              |      |
| Others            |    |   | -    | -      | -          | -              |      |
| <b>Total Team</b> |    |   | 8    | 25     | 54         | 87             | 2.67 |




**Dig**

Avg. by set


**Match:** 2   **Date:** 17/06/2017   **Spectators:** 300  
**City:** Lima  
**Hall:** Coliseo Eduardo Dibos  
**Match duration:** Start: 15:10 End: 16:32 Total: 1:22

| Teams        | Sets | 1    | 2    | 3    | 4 | 5 | Total |
|--------------|------|------|------|------|---|---|-------|
| TTO          | 0    | 22   | 21   | 20   |   |   | 63    |
| DOM          | 3    | 25   | 25   | 25   |   |   | 75    |
| Set duration |      | 0:24 | 0:25 | 0:27 |   |   | 1:16  |

### DOM • Dominican Republic

|  | Rk                | No | Name                                    | Running Sets                      | Faults | Still Sets | Total Attempts | Note |
|---|-------------------|----|---|-----------------------------------|--------|------------|----------------|------|
|   |                   | 1  | 7                                       | Marte Frica Niverka Dharlenis (S) | 6      | 1          | 58             | 65   |
|   | -                 | 1  | Vargas Valdez Annerys Victoria (MB)     | -                                 | -      | 2          | 2              |      |
|   | -                 | 4  | Fersola Norberto Marianne (MB)          | -                                 | -      | -          | -              |      |
|   | -                 | 5  | Castillo Brenda (L)                     | -                                 | -      | 7          | 7              |      |
|   | -                 | 6  | Dominguez Martinez Camil Inmaculada (S) | -                                 | -      | 5          | 5              |      |
|   | -                 | 11 | Rodriguez Santos Jeoselyna (OP)         | -                                 | -      | -          | -              |      |
|   | -                 | 13 | Moreno Martinez Erasma (WS)             | -                                 | -      | -          | -              |      |
|   | -                 | 16 | Peña Isabel Yonkaira Paola (WS)         | -                                 | -      | 1          | 1              |      |
|   | -                 | 17 | Mambru Casilla Gina Altagracia (OP)     | -                                 | -      | -          | -              |      |
|   | -                 | 18 | De La Cruz De Peña Bethania (WS)        | -                                 | -      | 1          | 1              |      |
|   | -                 | 19 | Binet Stephens Ana Yorkira (L)          | -                                 | -      | -          | -              |      |
|   | -                 | 20 | Martinez Brayelin Elizabeth (WS)        | -                                 | -      | 2          | 2              |      |
|   | -                 | 21 | Martinez Jineiry (MB)                   | -                                 | -      | -          | -              |      |
|   | -                 | 22 | Gonzalez Lopez Gaila Ceneida (OP)       | -                                 | -      | -          | -              |      |
|   | <b>Others</b>     |    |   | -                                 | -      | -          | -              |      |
|   | <b>Total Team</b> |    |   | 6                                 | 1      | 76         | 83             | 2.00 |

Avg. by set

|  | Rk                | No | Name                                    | Excellents          | Faults | Serve Receptions | Total Attempts | Note |
|--|-------------------|----|---|---------------------|--------|------------------|----------------|------|
|  |                   | 1  | 5                                       | Castillo Brenda (L) | 5      | -                | 14             | 19   |
|  | 2                 | 16 | Peña Isabel Yonkaira Paola (WS)         | 1                   | 1      | 14               | 16             | 0.00 |
|  | -                 | 17 | Mambru Casilla Gina Altagracia (OP)     | -                   | -      | 1                | 1              |      |
|  | -                 | 18 | De La Cruz De Peña Bethania (WS)        | -                   | -      | 1                | 1              |      |
|  | -                 | 1  | Vargas Valdez Annerys Victoria (MB)     | -                   | -      | -                | -              |      |
|  | -                 | 4  | Fersola Norberto Marianne (MB)          | -                   | -      | -                | -              |      |
|  | -                 | 6  | Dominguez Martinez Camil Inmaculada (S) | -                   | -      | -                | -              |      |
|  | -                 | 7  | Marte Frica Niverka Dharlenis (S)       | -                   | -      | -                | -              |      |
|  | -                 | 11 | Rodriguez Santos Jeoselyna (OP)         | -                   | -      | -                | -              |      |
|  | -                 | 13 | Moreno Martinez Erasma (WS)             | -                   | -      | -                | -              |      |
|  | -                 | 19 | Binet Stephens Ana Yorkira (L)          | -                   | -      | -                | -              |      |
|  | -                 | 21 | Martinez Jineiry (MB)                   | -                   | -      | -                | -              |      |
|  | -                 | 22 | Gonzalez Lopez Gaila Ceneida (OP)       | -                   | -      | -                | -              |      |
|  | -                 | 20 | Martinez Brayelin Elizabeth (WS)        | -                   | 1      | 12               | 13             |      |
|  | <b>Others</b>     |    |   | -                   | -      | -                | -              |      |
|  | <b>Total Team</b> |    |   | 6                   | 2      | 42               | 50             | 8.00 |

Eff. %  
Limit: 20.00%