



6 al 15 de Julio 2018

Palacio de Voleibol

Prof. Ricardo Georiber Arias

XVII COPA PANAMERICANA

VOLEIBOL FEMENINO FIESTA AMERICANA

Santo Domingo, República Dominicana



Patrocinador Oficial



Boletín | 6

Santo Domingo • Distrito Nacional • Thursday 12 July 2018





Calendario y Formato de Competencia / Competition Format and Match Schedule

GROUP-A													
No.	Date	Time	Teams		Set	Result per set (points)					POINTS	TIME	
						1	2	3	4	5			
3	08-jul	14:00	CANADA	vs	PERU	3-0	25-21	25-12	25-17			75-50	1:17
6	08-jul	20:00	DOMINICAN REPUBLIC	vs	COSTA RICA	3-0	25-14	25-10	25-16			75-40	1:13
7	09-jul	10:00	COSTA RICA	vs	CANADA	0-3	10-25	10-25	7-25			27-75	1:02
12	09-jul	20:00	DOMINICAN REPUBLIC	vs	PERU	3-0	25-16	25-15	25-14			75-47	1:15
18	10-jul	20:00	DOMINICAN REPUBLIC	vs	CANADA	0-3	23-25	14-25	20-25			57-75	1:23
13	10-jul	22:00	PERU	vs	COSTA RICA	3-0	25-22	25-18	25-15			75-55	1:19
GROUP-B													
No.	Date	Time	Teams		Set	Result per set (points)					POINTS	TIME	
						1	2	3	4	5			
1	08-jul	10:00	TRINIDAD & TOBAGO	vs	UNITED STATES	1-3	25-21	15-25	22-25	15-25		77-96	1:55
5	08-jul	18:00	PUERTO RICO	vs	CUBA	3-0	25-13	25-22	25-23			75-58	1:22
8	09-jul	12:00	TRINIDAD & TOBAGO	vs	PUERTO RICO	2-3	28-30	20-25	25-21	28-26	8-15	109-117	2:30
11	09-jul	18:00	CUBA	vs	UNITED STATES	3-2	18-25	25-22	25-23	13-25	15-13	96-108	2:23
14	10-jul	12:00	CUBA	vs	TRINIDAD & TOBAGO	3-0	25-15	30-28	25-19			80-62	2:07
17	10-jul	18:00	UNITED STATES	vs	PUERTO RICO	3-0	25-22	25-21	25-14			75-57	1:28
GROUP-C													
No.	Date	Time	Teams		Set	Result per set (points)					POINTS	TIME	
						1	2	3	4	5			
2	08-jul	12:00	BRAZIL	vs	MEXICO	3-0	25-21	25-19	25-17			75-57	1:22
4	08-jul	16:00	ARGENTINA	vs	COLOMBIA	2-3	16-25	16-25	25-22	25-18	15-17	97-107	2:18
9	09-jul	14:00	COLOMBIA	vs	BRAZIL	2-3	25-18	26-24	16-25	23-25	13-15	103-113	2:31
10	09-jul	16:00	MEXICO	vs	ARGENTINA	3-0	25-20	25-15	25-20			75-55	1:26
15	10-jul	14:00	COLOMBIA	vs	MEXICO	3-0	25-15	25-22	25-12			75-49	1:34
16	10-jul	16:00	BRAZIL	vs	ARGENTINA	3-2	20-25	25-20	25-15	19-25	15-6	104-91	2:05
CLASSIFICATION 7/10													
No.	Date	Time	Teams		Set	Result per set (points)					POINTS	TIME	
						1	2	3	4	5			
19	11-jul	14:00	CUBA	vs	ARGENTINA	3-2	25-18	21-25	14-25	25-23	15-8	100-99	2:01
20	11-jul	16:00	MEXICO	vs	PERU	1-3	25-16	22-25	29-31	32-34		108-106	2:29
QUATERFINALS													
No.	Date	Time	Teams		Set	Result per set (points)					POINTS	TIME	
						1	2	3	4	5			
22	11-jul	18:00	UNITED STATES	vs	COLOMBIA	3-0	25-12	25-17	25-17			75-46	1:15
21	11-jul	20:00	DOMINICAN REPUBLIC	vs	PUERTO RICO	3-2	25-21	18-25	21-25	25-22	15-10	104-103	2:27
CLASSIFICATION 9/12													
No.	Date	Time	Teams		Set	Result per set (points)					POINTS	TIME	
						1	2	3	4	5			
23	12-jul	14:00	COSTA RICA	vs	ARGENTINA	3-0	25-16	25-13	25-12			75-41	1:06
24	12-jul	16:00	TRINIDAD & TOBAGO	vs	MEXICO	1-3	15-25	15-25	25-19	17-25		72-94	1:47

CLASSIFICATION 5/8

No.	Date	Time	Teams	Set	Result per set (points)						
					1	2	3	4	5	POINTS	TIME
25	12-jul	18:00	CUBA vs COLOMBIA	0-3	20-25	21-25	17-25			58-75	1:23
26	12-jul	20:00	PERU vs PUERTO RICO	0-3	20-25	16-25	20-25			56-75	1:26

FINAL CLASSIFICATION 11/12

No.	Date	Time	Teams	Set	Result per set (points)						
					1	2	3	4	5	POINTS	TIME
27	13-jul	14:00	COSTA RICA vs TRINIDAD & TOBAGO	0-0							

FINAL CLASSIFICATION 9/10

No.	Date	Time	Teams	Set	Result per set (points)						
					1	2	3	4	5	POINTS	TIME
28	13-jul	16:00	ARGENTINA vs MEXICO	0-0							

SEMIFINALS

No.	Date	Time	Teams	Set	Result per set (points)						
					1	2	3	4	5	POINTS	TIME
29	13-jul	20:00	BRAZIL vs DOMINICAN REPUBLIC	0-0							
30	13-jul	18:00	CANADA vs UNITED STATES	0-0							

FINAL CLASSIFICATION 7/8

No.	Date	Time	Teams	Set	Result per set (points)						
					1	2	3	4	5	POINTS	TIME
31	14-jul	12:00	CUBA vs PERU	0-0							

FINAL CLASSIFICATION 5/6

No.	Date	Time	Teams	Set	Result per set (points)						
					1	2	3	4	5	POINTS	TIME
32	14-jul	14:00	COLOMBIA vs PUERTO RICO	0-0							

FINALS

No.	Date	Time	Teams	Set	Result per set (points)						
					1	2	3	4	5	POINTS	TIME
33	14-jul	16:00	Loser of M29 vs Loser of M230	0-0							
34	14-jul	18:00	Winner of M29 vs Winner of M30	0-0							

*NOTE1: For the Classification, Quarterfinal and Semifinal Rounds, according to the FIVB General Competition Regulations, it must be avoided that teams from the same group play each other.

*NOTE2: According to the established competition format and the FIVB General Regulations, for the Classification, Quarter final and Semifinal Rounds, if three teams from the same group qualify, the match between highest ranked team and lowest ranked team of their Preliminary Round will be repeated.

*NOTE3: Loser of M34 = Loser of Match #34, etc.



Training Calendar

Día / Day	Hora / Time	Competition Venue - Palacio del Voleibol "Prof. Ricardo Gioriber Arias"	Hora / Time	Training Court 1 - Pabellón de Voleibol	Training Court 2 - Pabellón de Voleibol
13-Jul-18			7:30	CRC (14:00)	TTO (14:00)
	10:00		9:00	ARG (16:00)	MEX (16:00)
	12:00		10:30	CAN	USA
	14:00	CRC vs TTO	12:00	BRA	DOM
	16:00	ARG vs MEX			
	18:00	CAN vs USA	18:00	COL (OFF)	PUR (OFF)
	20:00	BRA vs DOM	19:30	CUB (OFF)	PER(OFF)
14-Jul-18			7:30	PUR (16:00)	COL (16:00)
			9:00	Loser of M29 (18:00)	Loser of M30 (18:00)
			10:30	Winner of M29 (20:00)	Winner of M30 (20:00)
	12:00	CUB vs PER	12:00		
	14:00	COL vs PUR			
	16:00	Loser of M29 vs Loser of M30			
18:00	Winner of M29 vs Winner of M30				



Warm up Calendar

Día / Day	Hora / Time	Competition Venue - Palacio del Voleibol "Prof. Ricardo Gioriber Arias"	Hora / Time	Training Court 3 - Pabellón de Voleibol	Training Court 4 - Pabellón de Voleibol
13-jul-18			8:30		
	10:00		10:30		
	12:00		12:30	CRC (14:00)	TT0 (14:00)
	14:00	CRC vs TTO	14:30	ARG (16:00)	MEX (16:00)
	16:00	ARG vs MEX	16:30	CAN (18:00)	USA (18:00)
	18:00	CAN vs USA	18:30	BRA (20:00)	DOM (20:00)
14-jul-18	20:00	BRA vs DOM			
			10:30	CUB (12:00)	PER (12:00)
	12:00	CUB vs PER	12:30	COL (14:00)	PUR (14:00)
	14:00	COL vs PUR	14:30	Loser of M29 (16:00)	Loser of M30 (16:00)
	16:00	Loser of M29 vs Loser of M30	16:30	Winner of M29 (18:00)	Winner of M30 (18:00)
18:00	Winner of M29 vs Winner of M30				



FEDERATION
INTERNATIONALE
DE VOLLEYBALL



O-1 UNIFORM COLOURS
Couleur de l'uniforme

CITY: **Santo Domingo**
Ville:

DATE: **12/07/2018** Heure: **18:00**

REGISTERED COLOURS / Couleurs enregistrées :
(ONLY SHIRT COLOUR - seulement la couleur du maillot)

POOL/PHASE: **Final Classification 11/12**
Groupe/Phase:

	CRC ▼	TTO ▼	- ▼	- ▼	- ▼	- ▼
1	Red	Black	-	-	-	-
2	Blue	Red	-	-	-	-
3	White	White	-	-	-	-

MATCH SCHEDULE Calendrier des matches				TEAMS CHOICE (1-2 OR 3) Choix des équipes (1-2 ou 3)				FIVB DECISION Décision de la FIVB	
DATE:	No. Match	Team Equipe		1st CHOICE 1er Choix		LIBERO		A	B
		A	B	A	B	A	B		
13/jul/2018	27	CRC	TTO			White	White	Red	Black

POOL/PHASE: **Final Classification 9/10**
Groupe/Phase:

	ARG ▼	MEX ▼	- ▼	- ▼	- ▼	- ▼
1	Navy	Red	-	-	-	-
2	Royal	White	-	-	-	-
3	White	Black	-	-	-	-

MATCH SCHEDULE Calendrier des matches				TEAMS CHOICE (1-2 OR 3) Choix des équipes (1-2 ou 3)				FIVB DECISION Décision de la FIVB	
DATE:	No. Match	Team Equipe		1st CHOICE 1er Choix		LIBERO		A	B
		A	B	A	B	A	B		
13/jul/2018	28	ARG	MEX			White	Black	Royal	Red



FEDERATION INTERNATIONALE DE VOLLEYBALL		
0-1	UNIFORM COLOURS Couleur de l'uniforme	

CITY: Ville: **Santo Domingo**

DATE: 12/Jul/2018 TIME: Heure: 22:00

REGISTERED COLOURS / Couleurs enregistrées :
(ONLY SHIRT COLOUR - seulement la couleur du maillot)

POOL/PHASE: Groupe/Phase: **Semifinals**

BRA ▼	CAN ▼	DOM ▼	USA ▼	- ▼	- ▼
-------	-------	-------	-------	-----	-----

1	Yellow	Black	Red	Red	-	-
2	Blue	Red	White	White	-	-
3	White	White	Blue	Navy	-	-

MATCH SCHEDULE Calendrier des matches			
DATE:	No. Match	Team Equipe	Team Equipe
		A	B
13/jul/2018	29	BRA	DOM
13/jul/2018	30	CAN	USA

TEAMS CHOICE (1-2 OR 3) Choix des équipes (1-2 ou 3)					
1st CHOICE 1er Choix A		LIBERO CHOICE Libero Choix		FIVB DECISION Décision de la FIVB	
A	B	A	B	A	B
		Blue	Pink	Yellow	Red
		Whirte	Navy	Black	White



P-2 VOLLEYBALL • Match result



2018 Senior Women's NORCECA Panamerican Cup Classification 9/12

Match: 23 **Date:** 12/07/2018 **Spectators:** 500
City: Santo Domingo
Hall: Palacio de Voleibol Ricardo Arias
Match duration: Start: 14:00 End: 15:06 Total: 1:06

Teams	Sets	1	2	3	4	5	Total
CRC	0	16	13	12			41
ARG	3	25	25	25			75
Set duration		0:21	0:19	0:20			1:00

Referees: CASTILLO, Alain (PER) & CASTRO, Omar (COL)

CRC • Costa Rica		1	2	3	4	5	Pts
1	Carazo Martinez Tannia (WS)	■	■	■			8
2	Hernandez Gamboa Joselyn (MB)				□		
4	Gamboa Johanna (MB)	■	■	■			3
5	Espinoza Rojas Edya (WS)	□					
7	Campos Melissa (S)	■	■	□			1
8	L Castro Rueda Maria Jose (L)	L	L	L			
10	Madriz Piedra Valeria (OP)				□		
11	Rodriguez Mariana (OP)	□	□	■			
12	Porras Vargas Ariana (WS)	□					1
14	Fonseca Avila Irene (S)	■	■	■			2
16	Hines Cuza Mijal (MB)	■	■	■			6
17	Gonzalez Alfaro Yuliana (WS)	■	■	■			3

Coach: Cesar Salas Salazar (CRC)
Assistant: Andres Lopez Castro (CRC)

ARG • Argentina		1	2	3	4	5	Pts
3	Nizetich Paula Yamila (WS)						
5	Fresco Lucia (OP)						
6	Rodriguez Elina (WS)						
9	Sagardia Clarisa (S)						
10	Tosi Anahi Florencia (OP)		■	■	■		10
11	Lazcano Julieta Constanza (MB)						
12	L Rizzo Tatiana Soledad (L)						
13	L Granado Virginia (L)	L	L	L			
14	Soria Agostina Denisse (WS)	■	■	■			10
15	Fortuna Antonela (WS)	■	■	■			12
16	Busquets Reyes Florencia Natasha (MB)	■	■	■			6
20	Galiano Valentina (S)	■	■	■			1
21	Graff Brenda (MB)	■	■	■			12
23	Michel Tosi Agnes Victoria (MB)					□	1

Coach: Orduna, Guillermo
Assistant: Muraco, Fabian

TEAMS AND PLAYERS PERFORMANCES

Won Pts	Total Atts	No Name	Scoring Skills	Won Pts	Total Atts	No Name
18	76	Total Team		43	72	Total Team
8	31	1 Carazo Martinez Tannia	Spike	11	23	15 Fortuna Antonela (WS)
5	7	16 Hines Cuza Mijal (MB)		10	14	14 Soria Agostina Denisse
2	24	Total Team	Block	5	28	Total Team
1	4	16 Hines Cuza Mijal (MB)		4	7	21 Graff Brenda (MB)
1	3	4 Gamboa Johanna (MB)		1	4	10 Tosi Anahi Florencia (OP)
4	41	Total Team	Serve	4	74	Total Team
2	11	14 Fonseca Avila Irene (S)		1	10	21 Graff Brenda (MB)
1	8	7 Campos Melissa (S)		1	22	15 Fortuna Antonela (WS)
17		Total Team	Opp. error	23		Total Team
41	141	Total Team	Total	75	174	Total Team

8	40	1 Carazo Martinez Tannia	Best Scorer	12	48	15 Fortuna Antonela (WS)
---	----	--------------------------	--------------------	----	----	--------------------------

Excellent	Total Atts	No Name	Non scoring Skills	Excellent	Total Atts	No Name
6	63	Total Team		14	57	Total Team
2	12	1 Carazo Martinez Tannia	Dig	9	20	13 Granado Virginia (L)
2	17	8 Castro Rueda Maria Jose		2	3	21 Graff Brenda (MB)
9	75	Total Team	Set	9	70	Total Team
5	28	7 Campos Melissa (S)		9	54	20 Galiano Valentina (S)
17	61	Total Team	Reception	9	34	Total Team
9	24	1 Carazo Martinez Tannia	<u>Success - Faults</u>	4	10	13 Granado Virginia (L)
8	27	17 Gonzalez Alfaro Yuliana	<u># Attempts</u>	4	16	14 Soria Agostina Denisse

■ Starting line-up Pts = Points scored [nn] = Captain
□ Substitute Atts = Attempts L = Libero
Opp = Opponent





P-2 VOLLEYBALL • Match result



2018 Senior Women's NORCECA Panamerican Cup Classification 9/12

Match: 24 **Date:** 12/07/2018 **Spectators:** 300
City: Santo Domingo
Hall: Palacio de Voleibol Ricardo Arias
Match duration: Start: 16:00 End: 17:47 Total: 1:47

Teams	Sets	1	2	3	4	5	Total
TTO	1	15	15	25	17		72
MEX	3	25	25	19	25		94
Set duration		0:22	0:25	0:25	0:26		1:38

Referees: PARK, Jung (USA) & MATEO, Nestor (DOM)

TTO • Trinidad & Tobago		1	2	3	4	5	Pts
2	Ross Jalcia (MB)	■	■	■	■		2
3	Thompson Channon (WS)	■	■	■	■		20
4	Billiny Kelly-Anne (S)	■	■	■	■		
6	Jack Sinead (MB)	■	■	■	■		11
7	Fletcher Kiune (WS)	□			□		1
8	Ramdin Darlene (WS)	■	□	■	■		3
10	Thomas TAIJA (OP)	□					
11	L Olton Afesha (L)	L	L	L	L		
12	Forde Renele (S)	□	■		□		2
15	Morain Latisha (WS)						
16	Esdelle Krystle (OP)	■	■	■	■		18
21	Alexander Afiya (MB)						

Coach: Cruz Jimenez, Franci (CUB)
Assistant: Cuffie, Jarad (TTO)

MEX • Mexico		1	2	3	4	5	Pts
2	L Lopez Lizeth (L)	L	L	L	L		
3	Sanay Sashiko (S)	■	■	■	■		4
4	Maldonado Andrea (WS)				□		
5	Rangel Andrea (OP)	■	■	■	■		14
6	L Lopez Olmos Freda Maria (L)		L				
11	Urias Jocelyn (MB)	■	■	■	■		11
12	Bricio Samantha (WS)	■	■	■	■		14
13	Moreno Hernandez Monica (MB)			□			
14	Rios Claudia (WS)						
15	Valle Ana (MB)				■		
16	Parra Quintero Melanie Guadalupe (WS)	■	■	■	■		15
17	Flores Gamez Karina Angelica (MB)	■	■		■		1
19	Vela Jiménez María Celeste (S)						
21	Guereca Parra Uxue Amaya (OP)	□	□				1

Coach: Naranjo Ponce, Ricar (CUB)
Assistant: Torres Garcia, Claud (MEX)

TEAMS AND PLAYERS PERFORMANCES

Won Pts	Total Atts	No Name
44	94	Total Team
17	33	16 Esdelle Krystle (OP)
16	31	3 Thompson Channon (WS)
11	38	Total Team
4	5	3 Thompson Channon (WS)
3	12	6 Jack Sinead (MB)
2	73	Total Team
2	14	6 Jack Sinead (MB)
15		Total Team
72	205	Total Team

20	44	3 Thompson Channon (WS)
----	----	-------------------------

Excellent	Total Atts	No Name
7	71	Total Team
3	12	16 Esdelle Krystle (OP)
1	14	11 Olton Afesha (L)
2	93	Total Team
2	42	12 Forde Renele (S)
13	85	Total Team
6	26	3 Thompson Channon (WS)
5	35	11 Olton Afesha (L)

■ Starting line-up Pts = Points scored [nn] = Captain
□ Substitute Atts = Attempts L = Libero
Opp = Opponent

Scoring Skills
Spike
Block
Serve
Opp. error
Total

Best Scorer

Non scoring Skills
Dig
Set
Reception
Success - Faults
Attempts

Won Pts	Total Atts	No Name
38	90	Total Team
13	19	16 Parra Quintero Melanie
10	26	12 Bricio Samantha (WS)
6	35	Total Team
3	11	11 Urias Jocelyn (MB)
2	8	12 Bricio Samantha (WS)
16	93	Total Team
5	14	11 Urias Jocelyn (MB)
4	12	5 Rangel Andrea (OP)
34		Total Team
94	218	Total Team

15	41	16 Parra Quintero Melanie
----	----	---------------------------

Excellent	Total Atts	No Name
16	78	Total Team
6	14	2 Lopez Lizeth (L)
5	22	5 Rangel Andrea (OP)
4	89	Total Team
4	76	3 Sanay Sashiko (S)
11	56	Total Team
5	21	2 Lopez Lizeth (L)
5	22	12 Bricio Samantha (WS)





P-2 VOLLEYBALL • Match result



2018 Senior Women's NORCECA Panamerican Cup Classification 5/8

Match: 25 **Date:** 12/07/2018 **Spectators:** 300
City: Santo Domingo
Hall: Palacio de Voleibol Ricardo Arias
Match duration: Start: 18:17 End: 19:40 Total: 1:23

Teams	Sets	1	2	3	4	5	Total
CUB	0	20	21	17			58
COL	3	25	25	25			75
Set duration		0:23	0:29	0:25			1:17

Referees: ROBB, Andrew (CAN) & RAMIREZ, Yuri (DOM)

CUB • Cuba		1	2	3	4	5	Pts
1	Hernandez Aguila Claudia (WS)						
2	Gracia Gonzalez Regla Rainierys (WS)	■	■				9
5	Hernandez Santas Yamila (S)	■					
6	Lescay Cajigal Daymara (MB)	■	■	■			8
8	Perez Ramos Diaris (WS)	■	■	■			8
9	L Luis Ruiz Dayessi (L)	L	L	L			
10	L Borrell Cruz Emily (L)	L	L	L			
11	Moreno Borrero Gretell Elena (S)						
12	Cese Montalvo Ailama (WS)			□	■		2
14	Aguilera Carbajal Jessica (MB)			□	□		
17	Medina Torres Kitania (OP)						
18	Matienzo Linares Sulian Caridad (WS)	■	■	■			13
19	Suarez Hernandez Laura Beatriz (MB)	■	■	■			3
22	Sabin Terri Egli (S)	□	■	■			1

Coach: Wilfredo Robinson (CUB)
Assistant: Luis Gabriel Oviedo (CUB)

COL • Colombia		1	2	3	4	5	Pts
2	Soto Yeisy (MB)					□	
3	Segovia Dayana (WS)	■	■	■			19
6	Carabali Valerin (MB)	■	■	■			6
9	L Toro Juliana (WS)	L	L	L			
11	Perez Giselle (WS)			□			
12	Montaño Ivonne(OP)			□			
13	Gomez Camila (L)						
14	Velasquez Angie (S)						
15	Marin Maria Alejandra (S)	■	■	■			2
16	Rangel Melissa (MB)	■	■	■			4
17	L Sarmiento Maria (L)						
18	Martinez Maria Margarita (WS)	■	■	■			15
19	Coneo Amanda (WS)	■	■	■			6
20	Pasos Veronica (OP)						

Coach: Antonio Rizola Neto (BRA)
Assistant: Bryan Silva Grisales (COL)

TEAMS AND PLAYERS PERFORMANCES

Won Pts	Total Atts	No Name
32	90	Total Team
9	20	18 Matienzo Linares Sulian
7	24	8 Perez Ramos Diaris (WS)
5	53	Total Team
2	9	6 Lescay Cajigal Daymara
1	11	22 Sabin Terri Egli (S)
7	61	Total Team
4	16	18 Matienzo Linares Sulian
2	10	2 Gracia Gonzalez Regla
14		Total Team
58	204	Total Team

13	38	18 Matienzo Linares Sulian
----	----	----------------------------

Excellent	Total Atts	No Name
12	80	Total Team
4	17	18 Matienzo Linares Sulian
2	16	8 Perez Ramos Diaris (WS)
5	88	Total Team
3	19	5 Hernandez Santas Yamila
8	67	Total Team
2	18	8 Perez Ramos Diaris (WS)

Scoring Skills
Spike
Block
Serve
Opp. error
Total

Best Scorer
19

Non scoring Skills
Dig
Set
Reception
Success - Faults
Attempts

Won Pts	Total Atts	No Name
36	90	Total Team
15	30	3 Segovia Dayana (WS)
13	24	18 Martinez Maria Margarita
10	37	Total Team
3	12	6 Carabali Valerin (MB)
2	7	16 Rangel Melissa (MB)
6	73	Total Team
3	13	3 Segovia Dayana (WS)
1	12	15 Marin Maria Alejandra (S)
23		Total Team
75	200	Total Team

19	48	3 Segovia Dayana (WS)
----	----	-----------------------

Excellent	Total Atts	No Name
19	68	Total Team
5	13	9 Toro Juliana (WS)
4	13	19 Coneo Amanda (WS)
4	89	Total Team
4	73	15 Marin Maria Alejandra (S)
13	54	Total Team
3	11	9 Toro Juliana (WS)
5	22	18 Martinez Maria Margarita

■ Starting line-up Pts = Points scored [nn] = Captain
□ Substitute Atts = Attempts L = Libero
Opp = Opponent





P-2 VOLLEYBALL • Match result



2018 Senior Women's NORCECA Panamerican Cup Classification 5/8

Match: 26 **Date:** 12/07/2018 **Spectators:** 500
City: Santo Domingo
Hall: Palacio de Voleibol Ricardo Arias
Match duration: Start: 20:09 End: 21:35 Total: 1:26

Teams	Sets	1	2	3	4	5	Total
PER	0	20	16	20			56
PUR	3	25	25	25			75
Set duration		0:25	0:25	0:30			1:20

Referees: CAMPOS, Flavio (BRA) & MACIAS, Luis (MEX)

PER • Peru		1	2	3	4	5	Pts
1	Aquino Angelica (WS)	<input type="checkbox"/>					
2	Mosquera Yujhamy (MB)	<input checked="" type="checkbox"/>	<input checked="" type="checkbox"/>	<input checked="" type="checkbox"/>			6
3	Uribe Brenda Daniela (OP)		<input type="checkbox"/>	<input checked="" type="checkbox"/>			6
4	Lobaton Brenda (WS)	<input type="checkbox"/>	<input checked="" type="checkbox"/>	<input checked="" type="checkbox"/>			9
5	L Palacios Vanessa (L)	L	L	L			
6	Montes Kiara (OP)	<input checked="" type="checkbox"/>	<input checked="" type="checkbox"/>	<input checked="" type="checkbox"/>			9
7	Almeida Shiamara (S)		<input type="checkbox"/>	<input type="checkbox"/>			
10	La Rosa Zoila (S)	<input checked="" type="checkbox"/>	<input checked="" type="checkbox"/>	<input checked="" type="checkbox"/>			
<input checked="" type="checkbox"/>	Yllescas Clarivett (MB)	<input checked="" type="checkbox"/>	<input checked="" type="checkbox"/>	<input checked="" type="checkbox"/>			4
13	Olema Katerinne Mabel (WS)	<input checked="" type="checkbox"/>					
15	Ortiz Karla (WS)	<input checked="" type="checkbox"/>	<input checked="" type="checkbox"/>	<input type="checkbox"/>			5
19	De La Peña Diana (MB)						
21	L Sanchez Esmeralda (L)	L	L	L			

Coach: Carlos Aparicio (PER)
Assistant: Martín Escudero (PER)

PUR • Puerto Rico		1	2	3	4	5	Pts
1	Santana Daly (WS)	<input checked="" type="checkbox"/>	<input checked="" type="checkbox"/>	<input checked="" type="checkbox"/>			9
2	L Venegas Shara (L)	L	L	L			
3	L Leon Valeria A. (L)	L	L	L			
4	Santos Raymariely (S)						
8	Nogueras Jennifer (S)	<input type="checkbox"/>	<input type="checkbox"/>				
9	Otero Perez Julymar Lorelys (OP)	<input type="checkbox"/>					
11	Victoria Sofia (WS)	<input type="checkbox"/>	<input type="checkbox"/>				
12	Ortiz Neira (MB)	<input checked="" type="checkbox"/>	<input checked="" type="checkbox"/>	<input checked="" type="checkbox"/>			10
13	Ferrer Shirley (OP)	<input checked="" type="checkbox"/>	<input checked="" type="checkbox"/>	<input checked="" type="checkbox"/>			13
<input checked="" type="checkbox"/>	Valentin Natalia (S)	<input checked="" type="checkbox"/>	<input checked="" type="checkbox"/>	<input checked="" type="checkbox"/>			3
17	Santos Naomi (WS)	<input checked="" type="checkbox"/>	<input checked="" type="checkbox"/>				6
18	Hernandez Alba (MB)	<input checked="" type="checkbox"/>	<input checked="" type="checkbox"/>	<input checked="" type="checkbox"/>			14
19	Jusino Ana Sofia (MB)						
21	Victoria Pilar Marie (WS)	<input type="checkbox"/>	<input checked="" type="checkbox"/>				4

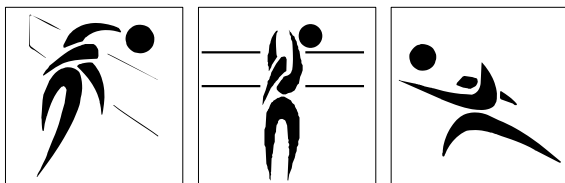
Coach: Javier Gaspar (PUR)
Assistant: Abdell Otero (PUR)

TEAMS AND PLAYERS PERFORMANCES

Won Pts	Total Atts	No Name	Scoring Skills	Won Pts	Total Atts	No Name
32	91	Total Team		41	90	Total Team
9	23	6 Montes Kiara (OP)	Spike	11	22	13 Ferrer Shirley (OP)
9	22	4 Lobaton Brenda (WS)		9	24	1 Santana Daly (WS)
4	31	Total Team	Block	9	40	Total Team
2	10	2 Mosquera Yujhamy (MB)		6	16	18 Hernandez Alba (MB)
1	4	3 Uribe Brenda Daniela (OP)	Serve	2	12	13 Ferrer Shirley (OP)
3	58	Total Team		9	73	Total Team
3	10	2 Mosquera Yujhamy (MB)	Opp. error	3	22	14 Valentin Natalia (S)
17		Total Team	Total	2	7	12 Ortiz Neira (MB)
56	180	Total Team		16		Total Team
				75	203	Total Team
9	27	4 Lobaton Brenda (WS)	Best Scorer	14	38	18 Hernandez Alba (MB)
Excellent	Total Atts	No Name	Non scoring Skills	Excellent	Total Atts	No Name
16	89	Total Team		24	78	Total Team
5	12	5 Palacios Vanessa (L)	Dig	8	15	2 Venegas Shara (L)
4	17	6 Montes Kiara (OP)		4	10	3 Leon Valeria A. (L)
8	91	Total Team	Set	11	87	Total Team
8	65	10 La Rosa Zoila (S)		11	75	14 Valentin Natalia (S)
10	66	Total Team	Reception	21	50	Total Team
4	18	4 Lobaton Brenda (WS)	Success - Faults	8	18	3 Leon Valeria A. (L)
			# Attempts	6	17	1 Santana Daly (WS)

■ Starting line-up Pts = Points scored [nn] = Captain
 Substitute Atts = Attempts L = Libero
 Opp = Opponent





Best Scorers

Rk	No	Name	Team	Spike	Block	Serve	Total
1	16	Esdelle Krystle (OP)	TTO	65	3	4	72
1	3	Segovia Dayana (WS)	COL	58	8	6	72
3	12	Bricio Samantha (WS)	MEX	56	2	11	69
4	18	Matienzo Linares Sulian Caridad (WS)	CUB	43	4	20	67
5	3	Nizetich Paula Yamila (WS)	ARG	54	2	6	62
6	5	Rangel Andrea (OP)	MEX	52	4	5	61
7	13	Ferrer Shirley (OP)	PUR	53	5	2	60
8	19	Coneo Amanda (WS)	COL	52	5	1	58
9	18	Martinez Maria Margarita (WS)	COL	53	2	2	57
10	18	Abukusumo-Whitney Aiyana (OP)	USA	37	7	10	54
10	2	Gracia Gonzalez Regla Rainierys (WS)	CUB	46	4	4	54
12	6	Montes Kiara (OP)	PER	47	1	5	53
12	6	Rodriguez Elina (WS)	ARG	48	2	3	53
14	4	Lobaton Brenda (WS)	PER	48	3	1	52
14	17	Santos Noami (WS)	PUR	35	4	13	52
16	16	Marques Bruna Honorio (OP)	BRA	36	6	7	49
16	8	Perez Ramos Diaris (WS)	CUB	35	5	9	49
18	3	Thompson Channon (WS)	TTO	39	6	3	48
19	6	Jack Sinead (MB)	TTO	23	14	10	47
20	25	Van Ryk Kiera (WS)	CAN	22	1	23	46
20	10	Lee Simone (WS)	USA	38	4	4	46
22	20	Martinez Brayelin (WS)	DOM	40	2	1	43
22	15	Washington Haleigh (MB)	USA	27	10	6	43
24	6	Daher de Menezes Thaisa (MB)	BRA	30	8	4	42
24	12	Ortiz Neira (MB)	PUR	31	6	5	42
26	19	Suarez Hernandez Laura Beatriz (MB)	CUB	29	10	1	40
27	16	Peña Isabel Yonkaira (WS)	DOM	30	5	4	39
28	21	Victoria Pilar Marie (WS)	PUR	35	1	1	37
29	11	Urias Jocelyn (MB)	MEX	17	14	5	36
29	5	Fresco Lucia (OP)	ARG	30	4	2	36
31	16	Rangel Melissa (MB)	COL	19	15	1	35
32	13	Jacintho Francynne (MB)	BRA	21	11	2	34
32	17	Mambro Casilla Gina (OP)	DOM	28	3	3	34
32	25	Ogbogu Chiaka (MB)	USA	17	14	3	34
32	15	Ortiz Karla (WS)	PER	27	5	2	34
32	16	Parra Quintero Melanie Guadalupe (WS)	MEX	30	1	3	34
37	1	Santana Daly (WS)	PUR	31	1	1	33
38	9	Gray Alexa Lea (WS)	CAN	29	1	2	32
38	18	Hernandez Alba (MB)	PUR	14	12	6	32
40	20	Tomé Fernanda (WS)	BRA	22	5	4	31
41	11	Lazcano Julieta Constanza (MB)	ARG	25	1	4	30
42	1	Carazo Martinez Tannia (WS)	CRC	27	2	0	29
43	6	Lescay Cajigal Daymara (MB)	CUB	17	10	1	28
43	6	Carabali Valerín (MB)	COL	16	9	3	28
45	23	Claro Maira Cipriano (WS)	BRA	19	4	3	26
45	14	Anae Adora (WS)	USA	24	1	1	26
45	13	Wilhite Sarah (WS)	USA	15	7	4	26
45	11	Yllescas Clarivett (MB)	PER	16	6	4	26
49	23	Maglio Emily (MB)	CAN	17	7	1	25
49	3	Uribe Brenda Daniela (OP)	PER	23	1	1	25
Total tournament				2,069	409	315	2,793



Best Spikers

Limit: 15.00%

Rk	No	Name	Team	Spikes	Faults	Shots	Total Attempts	Succ. %
1	6	Daher de Menezes Thaisa (MB)	BRA	30	8	19	57	52.63
2	10	Lee Simone (WS)	USA	38	13	23	74	51.35
3	20	Martinez Brayelin (WS)	DOM	40	11	37	88	45.45
4	16	Peña Isabel Yonkaira (WS)	DOM	30	5	33	68	44.12
5	18	Abukusumo-Whitney Aiyana (OP)	USA	37	5	42	84	44.05
6	17	Mambro Casilla Gina (OP)	DOM	28	11	25	64	43.75
7	6	Rodriguez Elina (WS)	ARG	48	18	46	112	42.86
8	16	Esdelle Krystle (OP)	TTO	65	22	66	153	42.48
9	9	Gray Alexa Lea (WS)	CAN	29	12	28	69	42.03
10	3	Segovia Dayana (WS)	COL	58	17	64	139	41.73
Total Tournament				2,069	782	2,652	5,503	37.60




Best Blockers

Rk	No	Name	Team	Kill Blocks	Faults	Rebounds	Total Attempts	Avg. by set
1	25	Ogbogu Chiaka (MB)	USA	14	10	14	38	0.93
2	6	Jack Sinead (MB)	TTO	14	13	37	64	0.88
3	13	Jacintho Francynne (MB)	BRA	11	11	9	31	0.85
4	11	Urias Jocelyn (MB)	MEX	14	13	37	64	0.82
5	16	Rangel Melissa (MB)	COL	15	19	40	74	0.79
6	23	Maglio Emily (MB)	CAN	7	5	18	30	0.78
7	15	Washington Haleigh (MB)	USA	10	8	24	42	0.67
8	18	Hernandez Alba (MB)	PUR	12	12	26	50	0.63
9	6	Daher de Menezes Thaisa (MB)	BRA	8	12	23	43	0.62
10	2	Ross Jalicia (MB)	TTO	9	16	16	41	0.56
Total Tournament				409	705	1,198	2,312	4.31



Best Servers

Rk	No	Name	Team	Aces	Faults	Serve Hits	Total Attempts	Avg. by set
1	25	Van Ryk Kiera (WS)	CAN	23	6	24	53	2.56
2	18	Matienzo Linares Sulian Caridad (WS)	CUB	20	11	68	99	1.05
3	17	Santos Noami (WS)	PUR	13	8	59	80	0.68
4	18	Abukusumo-Whitney Aiyana (OP)	USA	10	10	29	49	0.67
5	12	Bricio Samantha (WS)	MEX	11	18	33	62	0.65
6	6	Jack Sinead (MB)	TTO	10	16	34	60	0.63
7	16	Marques Bruna Honorio (OP)	BRA	7	6	36	49	0.54
8	2	Mosquera Yujhamy (MB)	PER	8	13	36	57	0.50
9	8	Perez Ramos Diaris (WS)	CUB	9	10	35	54	0.47
10	15	Washington Haleigh (MB)	USA	6	6	32	44	0.40
Total Tournament				315	575	3,124	4,014	3.32



Best Diggers

Rk	No	Name	Team	Digs	Faults	Receptions	Total Attempts	Avg. by set
1	5	Castillo Brenda (L)	DOM	51	20	32	103	3.64
2	2	Lopez Lizeth (L)	MEX	38	16	36	90	2.24
3	14	Teodoro Silva Tássia (L)	BRA	26	13	28	67	2.00
4	2	Venegas Shara (L)	PUR	34	22	40	96	1.79
5	1	Niles Jessica (L)	CAN	16	5	10	31	1.78
6	20	Benson Amanda (L)	USA	25	9	26	60	1.67
7	5	Rangel Andrea (OP)	MEX	28	21	45	94	1.65
8	21	Sanchez Esmeralda (L)	PER	24	23	52	99	1.50
9	19	Coneo Amanda (WS)	COL	26	17	51	94	1.37
10	6	Montes Kiara (OP)	PER	21	15	36	72	1.31
Total Tournament				951	1,029	2,309	4,289	10.01



Best Setters

Rk	No	Name	Team	Running Sets	Faults	Still Sets	Total Attempts	Avg. by set
1	3	Lins Danielle (S)	BRA	38	2	201	241	2.92
2	22	Cyr Megan (S)	CAN	25	1	145	171	2.78
3	9	Sagardia Clarisa (S)	ARG	50	7	301	358	2.38
4	7	Carlini Lauren (S)	USA	34	1	262	297	2.27
5	10	La Rosa Zoila (S)	PER	35	5	357	397	2.19
6	15	Marin Maria Alejandra (S)	COL	39	7	392	438	2.05
7	3	Sanay Sashiko (S)	MEX	34	6	406	446	2.00
8	7	Marte Frica Niverka (S)	DOM	24	6	198	228	1.71
9	5	Hernandez Santas Yamila (S)	CUB	22	3	205	230	1.16
10	14	Fonseca Avila Irene (S)	CRC	13	6	166	185	1.08
Total Tournament				406	89	4,779	5,274	4.27



Best Receivers



Limit: 20.00%

Rk	No	Name	Team	Excellents	Faults	Serve Receptions	Total Attempts	Eff. %
1	5	Castillo Brenda (L)	DOM	30	4	21	55	47.27
2	14	Teodoro Silva Tássia (L)	BRA	27	5	29	61	36.07
3	12	Bricio Samantha (WS)	MEX	59	7	87	153	33.99
4	17	Santos Noami (WS)	PUR	41	8	54	103	32.04
5	12	Rizzo Tatiana Soledad (L)	ARG	38	6	56	100	32.00
6	10	Borrell Cruz Emily (L)	CUB	35	4	59	98	31.63
7	2	Lopez Lizeth (L)	MEX	34	6	54	94	29.79
8	9	Toro Juliana (WS)	COL	38	6	64	108	29.63
9	1	Niles Jessica (L)	CAN	11	3	13	27	29.63
10	2	Bailey Autumn (WS)	CAN	16	3	25	44	29.55
Total Tournament				1,051	320	2,060	3,431	21.31



P-5 VOLLEYBALL • Players ranking by skills

2018 Senior Women's NORCECA Panamerican Cup



Best Liberos

Rk	No	Name	Team	Excellents	Faults	In play	Total attempts	Avg. by set
1	5	Castillo Brenda (L)	DOM	81	24	53	158	5.79
2	2	Lopez Lizeth (L)	MEX	72	22	90	184	4.24
3	14	Teodoro Silva Tássia (L)	BRA	53	18	57	128	4.08
4	11	Olton Afesha (L)	TTO	52	34	107	193	3.25
5	9	Toro Juliana (WS)	COL	61	26	93	180	3.21
6	2	Venegas Shara (L)	PUR	60	25	75	160	3.16
7	1	Niles Jessica (L)	CAN	27	8	23	58	3.00
8	12	Rizzo Tatiana Soledad (L)	ARG	60	26	89	175	2.86
9	21	Sanchez Esmeralda (L)	PER	44	29	86	159	2.75
10	20	Benson Amanda (L)	USA	40	15	52	107	2.67





Best Spikers

Limit: 15.00%

Rk	Team	Spikes	Faults	Shots	Total Attempts	Succ. %
1	CAN Canada	106	26	108	240	44.17
2	USA United States	177	53	178	408	43.38
3	DOM Dominican Republic	170	49	175	394	43.15
4	ARG Argentina	240	83	261	584	41.10
5	BRA Brazil	147	44	177	368	39.95
6	PUR Puerto Rico	219	87	254	560	39.11
7	COL Colombia	215	68	286	569	37.79
8	TTO Trinidad & Tobago	165	78	197	440	37.50
9	CUB Cuba	190	78	251	519	36.61
10	MEX Mexico	197	85	280	562	35.05
11	PER Peru	177	69	303	549	32.24
12	CRC Costa Rica	66	62	182	310	21.29
Total Tournament		2,069	782	2,652	5,503	37.60




Best Blockers

Rk	Team	Kill Blocks	Faults	Rebounds	Total Attempts	Avg. by set
1	USA United States	53	48	100	201	3.53
2	BRA Brazil	40	56	79	175	3.08
3	TTO Trinidad & Tobago	45	62	90	197	2.81
4	COL Colombia	45	81	151	277	2.37
5	CUB Cuba	44	87	117	248	2.32
6	DOM Dominican Republic	31	44	81	156	2.21
7	CAN Canada	19	16	58	93	2.11
8	PUR Puerto Rico	39	74	108	221	2.05
9	MEX Mexico	31	68	141	240	1.82
10	PER Peru	23	65	111	199	1.44
11	ARG Argentina	28	66	112	206	1.33
12	CRC Costa Rica	11	38	50	99	0.92
Total Tournament		409	705	1,198	2,312	4.31



Best Servers

Rk	Team	Aces	Faults	Serve Hits	Total Attempts	Avg. by set
1	CAN Canada	38	34	149	221	4.22
2	USA United States	35	51	267	353	2.33
3	MEX Mexico	34	53	296	383	2.00
4	CUB Cuba	37	57	301	395	1.95
5	PUR Puerto Rico	34	56	331	421	1.79
6	BRA Brazil	22	42	221	285	1.69
7	DOM Dominican Republic	21	38	248	307	1.50
8	PER Peru	22	57	259	338	1.38
9	TTO Trinidad & Tobago	21	65	238	324	1.31
10	ARG Argentina	26	61	330	417	1.24
11	COL Colombia	16	34	354	404	0.84
12	CRC Costa Rica	9	27	130	166	0.75
Total Tournament		315	575	3,124	4,014	3.32



Best Diggers

Rk	Team	Digs	Faults	Receptions	Total Attempts	Avg. by set
1	CAN Canada	62	38	102	202	6.89
2	PER Peru	101	101	257	459	6.31
3	MEX Mexico	106	96	224	426	6.24
4	DOM Dominican Republic	87	66	164	317	6.21
5	COL Colombia	102	114	249	465	5.37
6	USA United States	79	68	177	324	5.27
7	ARG Argentina	102	112	240	454	4.86
8	PUR Puerto Rico	92	107	215	414	4.84
9	BRA Brazil	54	58	148	260	4.15
10	CUB Cuba	76	94	225	395	4.00
11	TTO Trinidad & Tobago	53	96	184	333	3.31
12	CRC Costa Rica	37	79	124	240	3.08
Total Tournament		951	1,029	2,309	4,289	10.01



Best Setters

Rk	Team	Running Sets	Faults	Still Sets	Total Attempts	Avg. by set
1	BRA Brazil	43	2	300	345	3.31
2	ARG Argentina	62	11	489	562	2.95
3	CAN Canada	26	1	200	227	2.89
4	USA United States	37	2	347	386	2.47
5	PER Peru	37	6	489	532	2.31
6	COL Colombia	41	8	501	550	2.16
7	DOM Dominican Republic	29	12	339	380	2.07
8	MEX Mexico	35	6	490	531	2.06
9	PUR Puerto Rico	32	6	491	529	1.68
10	CRC Costa Rica	19	8	272	299	1.58
11	CUB Cuba	29	15	464	508	1.53
12	TTO Trinidad & Tobago	16	12	397	425	1.00
Total Tournament		406	89	4,779	5,274	4.27



Best Receivers

Limit: 20.00%

Rk	Team	Excellents	Faults	Serve Receptions	Total Attempts	Eff. %
1	BRA Brazil	79	14	127	220	29.55
2	MEX Mexico	112	19	195	326	28.53
3	PUR Puerto Rico	118	24	213	355	26.48
4	CAN Canada	36	9	71	116	23.28
5	COL Colombia	101	26	199	326	23.01
6	CRC Costa Rica	85	35	127	247	20.24
7	ARG Argentina	111	40	213	364	19.51
8	USA United States	67	23	139	229	19.21
9	DOM Dominican Republic	61	21	139	221	18.10
10	CUB Cuba	101	38	220	359	17.55
11	PER Peru	89	33	212	334	16.77
12	TTO Trinidad & Tobago	91	38	205	334	15.87
Total Tournament		1,051	320	2,060	3,431	21.31