


[P-3] Match players ranking


Match: 5 **Date:** 27/11/2021 **Spectators:** 235
City: Cali
Hall: Evangelista Mora
Match duration: **Start:** 12:00 **End:** 13:40 **Total:** 1:40


| Teams | Sets | 1 | 2 | 3 | 4 | 5 | Total |
|------------------|------|------|------|------|---|---|-------|
| BRA | 3 | 25 | 25 | 25 | | | 75 |
| CHI | 0 | 20 | 22 | 23 | | | 65 |
| Duration: | | 0:31 | 0:32 | 0:31 | | | 1:34 |

 BRA • Brazil

|  | Rk | No | Name | Pos. | Attacks | Faults | Shots | Total Attempts | Succ. % |
|--|--------|--------------------------------|---------------------------------|----------------------------------|---------|--------|-------|----------------|---------|
| | Attack | 1 | 6 | Fernandes P.X.Cavalcante Adriano | OH | 14 | 3 | 6 | 23 |
| 2 | | 11 | Cordeiro Franck João | OH | 12 | 4 | 5 | 21 | 57.14 |
| 3 | | 8 | Sabino Alexandre Guilherme | OP | 17 | 6 | 7 | 30 | 56.67 |
| - | | 3 | Orlando Gustavo Andre | S | 2 | 0 | 0 | 2 | |
| - | | 5 | Forster da Paz Rafael | S | 0 | 0 | 0 | 0 | |
| - | | 7 | Yudi Yamamoto Luciano Vitor | L | 0 | 0 | 0 | 0 | |
| - | | 10 | Figueiredo Lucas Augusto | OH | 1 | 1 | 0 | 2 | |
| - | | 14 | dos Santos França Maicon | OH | 1 | 0 | 1 | 2 | |
| - | | 15 | de Camargo Souza Kelvi Geovani | MB | 0 | 0 | 1 | 1 | |
| - | | 18 | Gama Andre Luis Ludegards Gomes | OH | 0 | 0 | 0 | 0 | |
| - | | 19 | Carraro Paulo Sergio | MB | 0 | 1 | 1 | 2 | |
| - | 20 | Pereira de Jesus Santos Pietro | MB | 3 | 2 | 0 | 5 | | |
| Total Team | | | | | 50 | 17 | 21 | 88 | 56.82 |

Limit: 15.00%

|  | Rk | No | Name | Pos. | Kill Blocks | Faults | Rebounds | Total Attempts | Avg. by set |
|---|-------|---------------------------------|--------------------------------|----------------------------------|-------------|--------|----------|----------------|-------------|
| | Block | 1 | 6 | Fernandes P.X.Cavalcante Adriano | OH | 2 | 0 | 2 | 4 |
| | | 19 | Carraro Paulo Sergio | MB | 2 | 3 | 2 | 7 | 0.67 |
| 3 | | 3 | Orlando Gustavo Andre | S | 1 | 2 | 0 | 3 | 0.33 |
| | | 20 | Pereira de Jesus Santos Pietro | MB | 1 | 3 | 3 | 7 | 0.33 |
| - | | 5 | Forster da Paz Rafael | S | 0 | 0 | 0 | 0 | |
| - | | 7 | Yudi Yamamoto Luciano Vitor | L | 0 | 0 | 0 | 0 | |
| - | | 8 | Sabino Alexandre Guilherme | OP | 0 | 1 | 1 | 2 | |
| - | | 10 | Figueiredo Lucas Augusto | OH | 0 | 0 | 0 | 0 | |
| - | | 11 | Cordeiro Franck João | OH | 0 | 2 | 0 | 2 | |
| - | | 14 | dos Santos França Maicon | OH | 0 | 0 | 0 | 0 | |
| - | | 15 | de Camargo Souza Kelvi Geovani | MB | 0 | 0 | 0 | 0 | |
| - | 18 | Gama Andre Luis Ludegards Gomes | OH | 0 | 0 | 0 | 0 | | |
| Total Team | | | | | 6 | 11 | 8 | 25 | 2.00 |

|  | Rk | No | Name | Pos. | Aces | Faults | Serve Hits | Total Attempts | Avg. by set |
|--|-------|----------------------|---------------------------------|----------------------------------|------|--------|------------|----------------|-------------|
| | Serve | 1 | 6 | Fernandes P.X.Cavalcante Adriano | OH | 1 | 3 | 9 | 13 |
| | | 15 | de Camargo Souza Kelvi Geovani | MB | 1 | 0 | 2 | 3 | 0.33 |
| | | 18 | Gama Andre Luis Ludegards Gomes | OH | 1 | 1 | 0 | 2 | 0.33 |
| | | 20 | Pereira de Jesus Santos Pietro | MB | 1 | 3 | 9 | 13 | 0.33 |
| - | | 3 | Orlando Gustavo Andre | S | 0 | 1 | 9 | 10 | |
| - | | 5 | Forster da Paz Rafael | S | 0 | 0 | 4 | 4 | |
| - | | 7 | Yudi Yamamoto Luciano Vitor | L | 0 | 0 | 0 | 0 | |
| - | | 8 | Sabino Alexandre Guilherme | OP | 0 | 3 | 7 | 10 | |
| - | | 10 | Figueiredo Lucas Augusto | OH | 0 | 0 | 0 | 0 | |
| - | | 11 | Cordeiro Franck João | OH | 0 | 2 | 8 | 10 | |
| - | | 14 | dos Santos França Maicon | OH | 0 | 0 | 2 | 2 | |
| - | 19 | Carraro Paulo Sergio | MB | 0 | 1 | 6 | 7 | | |
| Total Team | | | | | 4 | 14 | 56 | 74 | 1.33 |

| Team | Total Team | 15 | 16 | | 31 |
|------|------------|----|----|--|----|
| | Total Team | 15 | 16 | | 31 |


MIKASA


MIKASA

MIKASA

P-3 Match players ranking




|  Dig | Rk | No | Name | Pos. | Digs | Faults | Receptions | Total Attempts | Avg. by set |
|---|----|---------------------------------|----------------------------------|------|------|--------|------------|----------------|-------------|
| | 1 | 6 | Fernandes P.X.Cavalcante Adriano | OH | 7 | 2 | 1 | 10 | 2.33 |
| | | 7 | Yudi Yamamoto Luciano Vitor | L | 7 | 2 | 0 | 9 | 2.33 |
| | 3 | 3 | Orlando Gustavo Andre | S | 5 | 2 | 2 | 9 | 1.67 |
| | 4 | 11 | Cordeiro Franck João | OH | 4 | 0 | 0 | 4 | 1.33 |
| | 5 | 8 | Sabino Alexandre Guilherme | OP | 2 | 0 | 2 | 4 | 0.67 |
| | | 20 | Pereira de Jesus Santos Pietro | MB | 2 | 0 | 0 | 2 | 0.67 |
| | 7 | 5 | Forster da Paz Rafael | S | 1 | 0 | 0 | 1 | 0.33 |
| | - | 10 | Figueiredo Lucas Augusto | OH | 0 | 0 | 0 | 0 | |
| | - | 14 | dos Santos França Maicon | OH | 0 | 0 | 0 | 0 | |
| - | 15 | de Camargo Souza Kelvi Geovani | MB | 0 | 0 | 0 | 0 | | |
| - | 18 | Gama Andre Luis Ludegards Gomes | OH | 0 | 0 | 0 | 0 | | |
| - | 19 | Carraro Paulo Sergio | MB | 0 | 0 | 0 | 0 | | |
| Total Team | | | | | 28 | 6 | 5 | 39 | 9.33 |

|  Set | Rk | No | Name | Pos. | Running Sets | Faults | Still Sets | Total Attempts | Avg. by set |
|---|----|---------------------------------|----------------------------------|------|--------------|--------|------------|----------------|-------------|
| | 1 | 3 | Orlando Gustavo Andre | S | 24 | 1 | 48 | 73 | 8.00 |
| | 2 | 5 | Forster da Paz Rafael | S | 4 | 0 | 4 | 8 | 1.33 |
| | - | 6 | Fernandes P.X.Cavalcante Adriano | OH | 0 | 0 | 1 | 1 | |
| | - | 7 | Yudi Yamamoto Luciano Vitor | L | 0 | 0 | 3 | 3 | |
| | - | 8 | Sabino Alexandre Guilherme | OP | 0 | 0 | 0 | 0 | |
| | - | 10 | Figueiredo Lucas Augusto | OH | 0 | 0 | 0 | 0 | |
| | - | 11 | Cordeiro Franck João | OH | 0 | 0 | 0 | 0 | |
| | - | 14 | dos Santos França Maicon | OH | 0 | 0 | 1 | 1 | |
| | - | 15 | de Camargo Souza Kelvi Geovani | MB | 0 | 0 | 0 | 0 | |
| - | 18 | Gama Andre Luis Ludegards Gomes | OH | 0 | 0 | 0 | 0 | | |
| - | 19 | Carraro Paulo Sergio | MB | 0 | 0 | 1 | 1 | | |
| - | 20 | Pereira de Jesus Santos Pietro | MB | 0 | 0 | 0 | 0 | | |
| Total Team | | | | | 28 | 1 | 58 | 87 | 9.33 |

|  Reception Limit: 20.00% | Rk | No | Name | Pos. | Excellents | Faults | Serve Receptions | Total Attempts | Eff. % |
|--|----|---------------------------------|----------------------------------|------|------------|--------|------------------|----------------|--------|
| | 1 | 7 | Yudi Yamamoto Luciano Vitor | L | 12 | 0 | 6 | 18 | 66.67 |
| | 2 | 6 | Fernandes P.X.Cavalcante Adriano | OH | 5 | 0 | 12 | 17 | 29.41 |
| | 3 | 11 | Cordeiro Franck João | OH | 4 | 0 | 17 | 21 | 19.05 |
| | - | 3 | Orlando Gustavo Andre | S | 0 | 0 | 1 | 1 | |
| | - | 5 | Forster da Paz Rafael | S | 0 | 0 | 0 | 0 | |
| | - | 8 | Sabino Alexandre Guilherme | OP | 0 | 0 | 1 | 1 | |
| | - | 10 | Figueiredo Lucas Augusto | OH | 0 | 0 | 0 | 0 | |
| | - | 14 | dos Santos França Maicon | OH | 0 | 0 | 1 | 1 | |
| | - | 15 | de Camargo Souza Kelvi Geovani | MB | 0 | 0 | 0 | 0 | |
| - | 18 | Gama Andre Luis Ludegards Gomes | OH | 0 | 0 | 0 | 0 | | |
| - | 19 | Carraro Paulo Sergio | MB | 0 | 0 | 0 | 0 | | |
| - | 20 | Pereira de Jesus Santos Pietro | MB | 0 | 0 | 0 | 0 | | |
| Total Team | | | | | 21 | 0 | 38 | 59 | 35.59 |

[P-3] Match players ranking


 CHI • Chile


| | | Rk | No | Name | Pos. | Attacks | Faults | Shots | Total Attempts | Succ. % |
|--|--|----|--------------------|------|------|-------------|------------|----------------|----------------|-------------|
|  Attack Limit: 15.00% | 1 | 15 | Fuentes Rafael | OH | 10 | 3 | 5 | 18 | 55.56 | |
| | 2 | 2 | Ibarra Vicente | OH | 8 | 2 | 8 | 18 | 44.44 | |
| | 3 | 23 | Araya Yordan | OP | 2 | 2 | 7 | 11 | 18.18 | |
| | - | 1 | Collao Martin | MB | 0 | 0 | 0 | 0 | | |
| | - | 3 | Quintero Fernando | OH | 0 | 0 | 0 | 0 | | |
| | - | 4 | Gutierrez Horacio | S | 0 | 0 | 0 | 0 | | |
| | - | 6 | Valenzuela Vicente | MB | 5 | 1 | 4 | 10 | | |
| | - | 7 | Derpich Antar | OP | 2 | 2 | 1 | 5 | | |
| | - | 9 | Orrego Jorge | S | 2 | 1 | 0 | 3 | | |
| | - | 10 | Mardones Vicente | MB | 2 | 1 | 4 | 7 | | |
| | - | 13 | Lavin Lucas | L | 0 | 0 | 0 | 0 | | |
| | - | 17 | Bravo Jaime | OH | 0 | 0 | 0 | 0 | | |
| | Total Team | | | | | 31 | 12 | 29 | 72 | 43.06 |
| |  Block | Rk | No | Name | Pos. | Kill Blocks | Faults | Rebounds | Total Attempts | Avg. by set |
| 1 | | 10 | Mardones Vicente | MB | 3 | 4 | 2 | 9 | 1.00 | |
| | | 15 | Fuentes Rafael | OH | 3 | 0 | 0 | 3 | 1.00 | |
| 3 | | 6 | Valenzuela Vicente | MB | 2 | 3 | 2 | 7 | 0.67 | |
| 4 | | 2 | Ibarra Vicente | OH | 1 | 4 | 1 | 6 | 0.33 | |
| | | 23 | Araya Yordan | OP | 1 | 1 | 0 | 2 | 0.33 | |
| - | | 1 | Collao Martin | MB | 0 | 0 | 0 | 0 | | |
| - | | 3 | Quintero Fernando | OH | 0 | 0 | 0 | 0 | | |
| - | | 4 | Gutierrez Horacio | S | 0 | 0 | 0 | 0 | | |
| - | | 7 | Derpich Antar | OP | 0 | 0 | 0 | 0 | | |
| - | | 9 | Orrego Jorge | S | 0 | 2 | 0 | 2 | | |
| - | | 13 | Lavin Lucas | L | 0 | 0 | 0 | 0 | | |
| - | | 17 | Bravo Jaime | OH | 0 | 0 | 0 | 0 | | |
| Total Team | | | | | 10 | 14 | 5 | 29 | 3.33 | |
|  Serve | Rk | No | Name | Pos. | Aces | Faults | Serve Hits | Total Attempts | Avg. by set | |
| | - | 1 | Collao Martin | MB | 0 | 0 | 2 | 2 | | |
| | - | 2 | Ibarra Vicente | OH | 0 | 3 | 7 | 10 | | |
| | - | 3 | Quintero Fernando | OH | 0 | 0 | 0 | 0 | | |
| | - | 4 | Gutierrez Horacio | S | 0 | 0 | 4 | 4 | | |
| | - | 6 | Valenzuela Vicente | MB | 0 | 0 | 12 | 12 | | |
| | - | 7 | Derpich Antar | OP | 0 | 2 | 1 | 3 | | |
| | - | 9 | Orrego Jorge | S | 0 | 0 | 8 | 8 | | |
| | - | 10 | Mardones Vicente | MB | 0 | 1 | 7 | 8 | | |
| | - | 13 | Lavin Lucas | L | 0 | 0 | 0 | 0 | | |
| | - | 15 | Fuentes Rafael | OH | 0 | 0 | 8 | 8 | | |
| | - | 17 | Bravo Jaime | OH | 0 | 0 | 5 | 5 | | |
| | - | 23 | Araya Yordan | OP | 0 | 0 | 6 | 6 | | |
| | Total Team | | | | | 0 | 6 | 60 | 66 | |
| Team | Total Team | | | | 24 | 31 | | 55 | | |






P-3 Match players ranking

|  | Rk | No | Name | Pos. | Digs | Faults | Receptions | Total Attempts | Avg. by set |
|--|-----|----|--------------------|-------------|------|--------|------------|----------------|-------------|
| | Dig | 1 | 13 | Lavin Lucas | L | 6 | 2 | 0 | 8 |
| | 2 | 15 | Fuentes Rafael | OH | 4 | 1 | 1 | 6 | 1.33 |
| | 3 | 9 | Orrego Jorge | S | 3 | 0 | 1 | 4 | 1.00 |
| | | 17 | Bravo Jaime | OH | 3 | 0 | 0 | 3 | 1.00 |
| | 5 | 1 | Collao Martin | MB | 2 | 0 | 0 | 2 | 0.67 |
| | 6 | 4 | Gutierrez Horacio | S | 1 | 0 | 0 | 1 | 0.33 |
| | - | 2 | Ibarra Vicente | OH | 0 | 0 | 0 | 0 | |
| | - | 3 | Quintero Fernando | OH | 0 | 0 | 0 | 0 | |
| | - | 6 | Valenzuela Vicente | MB | 0 | 0 | 0 | 0 | |
| | - | 7 | Derpich Antar | OP | 0 | 0 | 1 | 1 | |
| | - | 10 | Mardones Vicente | MB | 0 | 0 | 0 | 0 | |
| | - | 23 | Araya Yordan | OP | 0 | 2 | 1 | 3 | |
| Total Team | | | | | 19 | 5 | 4 | 28 | 6.33 |

|  | Rk | No | Name | Pos. | Running Sets | Faults | Still Sets | Total Attempts | Avg. by set |
|--|-----|----|--------------------|--------------|--------------|--------|------------|----------------|-------------|
| | Set | 1 | 9 | Orrego Jorge | S | 12 | 3 | 49 | 64 |
| | 2 | 4 | Gutierrez Horacio | S | 1 | 0 | 4 | 5 | 0.33 |
| | - | 1 | Collao Martin | MB | 0 | 0 | 0 | 0 | |
| | - | 2 | Ibarra Vicente | OH | 0 | 0 | 1 | 1 | |
| | - | 3 | Quintero Fernando | OH | 0 | 0 | 0 | 0 | |
| | - | 6 | Valenzuela Vicente | MB | 0 | 0 | 0 | 0 | |
| | - | 7 | Derpich Antar | OP | 0 | 0 | 0 | 0 | |
| | - | 10 | Mardones Vicente | MB | 0 | 0 | 0 | 0 | |
| | - | 13 | Lavin Lucas | L | 0 | 0 | 1 | 1 | |
| | - | 15 | Fuentes Rafael | OH | 0 | 0 | 0 | 0 | |
| | - | 17 | Bravo Jaime | OH | 0 | 0 | 1 | 1 | |
| | - | 23 | Araya Yordan | OP | 0 | 0 | 0 | 0 | |
| Total Team | | | | | 13 | 3 | 56 | 72 | 4.33 |

|  | Rk | No | Name | Pos. | Excellents | Faults | Serve Receptions | Total Attempts | Eff. % |
|--|-----------|----|--------------------|-------------|------------|--------|------------------|----------------|--------|
| | Reception | 1 | 13 | Lavin Lucas | L | 16 | 0 | 3 | 19 |
| | 2 | 2 | Ibarra Vicente | OH | 12 | 2 | 9 | 23 | 43.48 |
| | 3 | 15 | Fuentes Rafael | OH | 7 | 2 | 4 | 13 | 38.46 |
| | - | 1 | Collao Martin | MB | 1 | 0 | 0 | 1 | |
| | - | 3 | Quintero Fernando | OH | 0 | 0 | 0 | 0 | |
| | - | 4 | Gutierrez Horacio | S | 0 | 0 | 0 | 0 | |
| | - | 6 | Valenzuela Vicente | MB | 0 | 0 | 0 | 0 | |
| | - | 7 | Derpich Antar | OP | 0 | 0 | 0 | 0 | |
| | - | 9 | Orrego Jorge | S | 0 | 0 | 1 | 1 | |
| | - | 10 | Mardones Vicente | MB | 0 | 0 | 0 | 0 | |
| | - | 17 | Bravo Jaime | OH | 1 | 0 | 2 | 3 | |
| | - | 23 | Araya Yordan | OP | 0 | 0 | 0 | 0 | |
| Total Team | | | | | 37 | 4 | 19 | 60 | 55.00 |

Limit: 20.00%