



NORCECA Senior Men Continental Championship 2021



P-3 Match players ranking

Match: 13 Date: 21/08/2021 Spectators: 600
 City: Durango
 Hall: Auditorio del Pueblo
 Match duration: Start: 18:00 End: 20:19 Total: 2:19

| Teams | Sets | 1 | 2 | 3 | 4 | 5 | Total |
|-----------|------|------|------|------|------|------|-------|
| USA | 2 | 25 | 22 | 15 | 25 | 10 | 97 |
| CAN | 3 | 22 | 25 | 25 | 22 | 15 | 109 |
| Duration: | | 0:28 | 0:30 | 0:23 | 0:30 | 0:16 | 2:07 |



USA • USA

Attack

Limit: 15.00%

| Rk | No | Name | Pos. | Attacks | Faults | Shots | Total Attempts | Succ. % |
|-------------------|----|-----------------|------|---------|--------|-------|----------------|---------|
| 1 | 3 | Olivier Spencer | OH | 10 | 4 | 3 | 17 | 58.82 |
| 2 | 9 | Hanes Jake | OP | 12 | 4 | 14 | 30 | 40.00 |
| 3 | 12 | Wildman Brett | OH | 7 | 5 | 13 | 25 | 28.00 |
| - | 5 | Gianni Camden | OH | 0 | 0 | 0 | 0 | |
| - | 6 | Kobrine Samuel | S | 0 | 0 | 0 | 0 | |
| - | 7 | Rottman William | OH | 0 | 2 | 1 | 3 | |
| - | 8 | Mitchem Tyler | MB | 4 | 1 | 3 | 8 | |
| - | 13 | McHenry Merrick | MB | 2 | 1 | 1 | 4 | |
| - | 15 | Penrose Jalen | OP | 0 | 0 | 0 | 0 | |
| - | 16 | Tuaniga Joshua | S | 3 | 0 | 1 | 4 | |
| - | 19 | Sanders Keenan | MB | 5 | 0 | 5 | 10 | |
| - | 20 | Wilmot Austin | MB | 0 | 0 | 0 | 0 | |
| - | 24 | Dagostino Kyle | L | 0 | 0 | 0 | 0 | |
| - | 25 | Briggs Mason | L | 0 | 0 | 0 | 0 | |
| Total Team | | | | 43 | 17 | 41 | 101 | 42.57 |

Block

| Rk | No | Name | Pos. | Kill Blocks | Faults | Rebounds | Total Attempts | Avg. by set |
|-------------------|----|-----------------|------|-------------|--------|----------|----------------|-------------|
| 1 | 3 | Olivier Spencer | OH | 4 | 1 | 2 | 7 | 0.80 |
| 2 | 8 | Mitchem Tyler | MB | 2 | 1 | 5 | 8 | 0.40 |
| 9 | 9 | Hanes Jake | OP | 2 | 7 | 4 | 13 | 0.40 |
| 4 | 13 | McHenry Merrick | MB | 1 | 1 | 5 | 7 | 0.20 |
| - | 5 | Gianni Camden | OH | 0 | 0 | 0 | 0 | |
| - | 6 | Kobrine Samuel | S | 0 | 0 | 0 | 0 | |
| - | 7 | Rottman William | OH | 0 | 0 | 0 | 0 | |
| - | 12 | Wildman Brett | OH | 0 | 1 | 7 | 8 | |
| - | 15 | Penrose Jalen | OP | 0 | 0 | 0 | 0 | |
| - | 16 | Tuaniga Joshua | S | 0 | 4 | 2 | 6 | |
| - | 19 | Sanders Keenan | MB | 0 | 5 | 4 | 9 | |
| - | 20 | Wilmot Austin | MB | 0 | 0 | 0 | 0 | |
| - | 24 | Dagostino Kyle | L | 0 | 0 | 0 | 0 | |
| - | 25 | Briggs Mason | L | 0 | 0 | 0 | 0 | |
| Total Team | | | | 9 | 20 | 29 | 58 | 1.80 |

Serve

| Rk | No | Name | Pos. | Aces | Faults | Serve Hits | Total Attempts | Avg. by set |
|-------------------|----|-----------------|------|------|--------|------------|----------------|-------------|
| 1 | 6 | Kobrine Samuel | S | 1 | 1 | 0 | 2 | 0.20 |
| | 9 | Hanes Jake | OP | 1 | 6 | 9 | 16 | 0.20 |
| | 19 | Sanders Keenan | MB | 1 | 1 | 20 | 22 | 0.20 |
| - | 3 | Olivier Spencer | OH | 0 | 4 | 9 | 13 | |
| - | 5 | Gianni Camden | OH | 0 | 1 | 3 | 4 | |
| - | 7 | Rottman William | OH | 0 | 0 | 1 | 1 | |
| - | 8 | Mitchem Tyler | MB | 0 | 2 | 2 | 4 | |
| - | 12 | Wildman Brett | OH | 0 | 3 | 17 | 20 | |
| - | 13 | McHenry Merrick | MB | 0 | 0 | 2 | 2 | |
| - | 15 | Penrose Jalen | OP | 0 | 0 | 0 | 0 | |
| - | 16 | Tuaniga Joshua | S | 0 | 2 | 12 | 14 | |
| - | 20 | Wilmot Austin | MB | 0 | 0 | 0 | 0 | |
| - | 24 | Dagostino Kyle | L | 0 | 0 | 0 | 0 | |
| - | 25 | Briggs Mason | L | 0 | 0 | 0 | 0 | |
| Total Team | | | | 3 | 20 | 75 | 98 | 0.60 |







NORCECA Senior Men Continental Championship 2021




P-3 Match players ranking

| | | | | |
|-------------|------------|----|---|----|
| Team | Total Team | 42 | 0 | 42 |
|-------------|------------|----|---|----|

|  Dig | Rk | No | Name | Pos. | Digs | Faults | Receptions | Total Attempts | Avg. by set |
|--|----|-----------------|----------------|------|------|--------|------------|----------------|-------------|
| | 1 | 24 | Dagostino Kyle | L | 13 | 8 | 0 | 21 | 2.60 |
| 2 | 12 | Wildman Brett | OH | 10 | 8 | 4 | 22 | 2.00 | |
| 3 | 3 | Olivier Spencer | OH | 3 | 7 | 1 | 11 | 0.60 | |
| | 9 | Hanes Jake | OP | 3 | 8 | 2 | 13 | 0.60 | |
| | 16 | Tuaniga Joshua | S | 3 | 5 | 1 | 9 | 0.60 | |
| 6 | 19 | Sanders Keenan | MB | 2 | 4 | 0 | 6 | 0.40 | |
| 7 | 13 | McHenry Merrick | MB | 1 | 0 | 0 | 1 | 0.20 | |
| - | 5 | Gianni Camden | OH | 0 | 1 | 0 | 1 | | |
| - | 6 | Kobrine Samuel | S | 0 | 0 | 0 | 0 | | |
| - | 7 | Rottman William | OH | 0 | 0 | 0 | 0 | | |
| - | 8 | Mitchem Tyler | MB | 0 | 0 | 1 | 1 | | |
| - | 15 | Penrose Jalen | OP | 0 | 0 | 0 | 0 | | |
| - | 20 | Wilmot Austin | MB | 0 | 0 | 0 | 0 | | |
| - | 25 | Briggs Mason | L | 0 | 0 | 0 | 0 | | |
| Total Team | | | | | 35 | 41 | 9 | 85 | 7.00 |

|  Set | Rk | No | Name | Pos. | Running Sets | Faults | Still Sets | Total Attempts | Avg. by set |
|---|----|-----------------|----------------|------|--------------|--------|------------|----------------|-------------|
| | 1 | 16 | Tuaniga Joshua | S | 43 | 1 | 41 | 85 | 8.60 |
| - | 3 | Olivier Spencer | OH | 0 | 0 | 0 | 0 | | |
| - | 5 | Gianni Camden | OH | 0 | 0 | 0 | 0 | | |
| - | 6 | Kobrine Samuel | S | 0 | 0 | 0 | 0 | | |
| - | 7 | Rottman William | OH | 0 | 0 | 0 | 0 | | |
| - | 8 | Mitchem Tyler | MB | 0 | 0 | 0 | 0 | | |
| - | 9 | Hanes Jake | OP | 0 | 0 | 0 | 0 | | |
| - | 12 | Wildman Brett | OH | 0 | 0 | 2 | 2 | | |
| - | 13 | McHenry Merrick | MB | 0 | 0 | 0 | 0 | | |
| - | 15 | Penrose Jalen | OP | 0 | 0 | 0 | 0 | | |
| - | 19 | Sanders Keenan | MB | 0 | 0 | 0 | 0 | | |
| - | 20 | Wilmot Austin | MB | 0 | 0 | 0 | 0 | | |
| - | 24 | Dagostino Kyle | L | 0 | 0 | 0 | 0 | | |
| - | 25 | Briggs Mason | L | 0 | 0 | 0 | 0 | | |
| Total Team | | | | | 43 | 1 | 43 | 87 | 8.60 |

|  Reception | Rk | No | Name | Pos. | Excellents | Faults | Serve Receptions | Total Attempts | Eff. % |
|--|----|-----------------|-----------------|------|------------|--------|------------------|----------------|--------|
| | 1 | 3 | Olivier Spencer | OH | 9 | 2 | 8 | 19 | 36.84 |
| 2 | 24 | Dagostino Kyle | L | 12 | 4 | 12 | 28 | 28.57 | |
| 3 | 12 | Wildman Brett | OH | 8 | 2 | 19 | 29 | 20.69 | |
| - | 5 | Gianni Camden | OH | 0 | 0 | 0 | 0 | | |
| - | 6 | Kobrine Samuel | S | 0 | 0 | 0 | 0 | | |
| - | 7 | Rottman William | OH | 0 | 1 | 0 | 1 | | |
| - | 8 | Mitchem Tyler | MB | 0 | 0 | 0 | 0 | | |
| - | 9 | Hanes Jake | OP | 0 | 0 | 1 | 1 | | |
| - | 13 | McHenry Merrick | MB | 0 | 0 | 0 | 0 | | |
| - | 15 | Penrose Jalen | OP | 0 | 0 | 0 | 0 | | |
| - | 16 | Tuaniga Joshua | S | 0 | 0 | 0 | 0 | | |
| - | 19 | Sanders Keenan | MB | 1 | 1 | 3 | 5 | | |
| - | 20 | Wilmot Austin | MB | 0 | 0 | 0 | 0 | | |
| - | 25 | Briggs Mason | L | 0 | 0 | 0 | 0 | | |
| Total Team | | | | | 30 | 10 | 43 | 83 | 24.10 |

Limit: 20.00%






| Rk | No | Name | Pos. | Attack | | Shots | Total Attempts | Succ. % |
|-------------------|----|-------------------------|------|---------|--------|-------|----------------|---------|
| | | | | Attacks | Faults | | | |
| 1 | 17 | Koppers Brandon | OH | 16 | 4 | 8 | 28 | 57.14 |
| 2 | 24 | Elser Mathias | S | 8 | 2 | 6 | 16 | 50.00 |
| 3 | 11 | Ketrzynski Xander | OP | 17 | 7 | 14 | 38 | 44.74 |
| - | 3 | Elser Jesse | OH | 0 | 1 | 1 | 2 | |
| - | 5 | Howe Jackson | MB | 5 | 1 | 3 | 9 | |
| - | 6 | Pereira Jordan | L | 0 | 0 | 0 | 0 | |
| - | 7 | Eshenko Pearson | MB | 1 | 0 | 1 | 2 | |
| - | 8 | Lui Justin | L | 0 | 0 | 0 | 0 | |
| - | 10 | Hofer Brodie | OH | 0 | 0 | 0 | 0 | |
| - | 12 | Bere Jackson | MB | 0 | 0 | 0 | 0 | |
| - | 13 | McCarthy Fynnian Lionel | MB | 0 | 0 | 0 | 0 | |
| - | 14 | Loeppky Eric | OH | 0 | 0 | 0 | 0 | |
| - | 21 | Walsh Brett James | S | 2 | 0 | 1 | 3 | |
| - | 23 | Demyanenko Danny | MB | 5 | 1 | 2 | 8 | |
| Total Team | | | | 54 | 16 | 36 | 106 | 50.94 |


Limit: 15.00%


| Rk | No | Name | Pos. | Block | | Rebounds | Total Attempts | Avg. by set |
|-------------------|----|-------------------------|------|-------------|--------|----------|----------------|-------------|
| | | | | Kill Blocks | Faults | | | |
| 1 | 5 | Howe Jackson | MB | 4 | 0 | 8 | 12 | 0.80 |
| | 11 | Ketrzynski Xander | OP | 4 | 6 | 3 | 13 | 0.80 |
| 3 | 17 | Koppers Brandon | OH | 3 | 2 | 5 | 10 | 0.60 |
| | 23 | Demyanenko Danny | MB | 3 | 2 | 7 | 12 | 0.60 |
| 5 | 21 | Walsh Brett James | S | 2 | 0 | 2 | 4 | 0.40 |
| 6 | 7 | Eshenko Pearson | MB | 1 | 1 | 3 | 5 | 0.20 |
| - | 3 | Elser Jesse | OH | 0 | 0 | 0 | 0 | |
| - | 6 | Pereira Jordan | L | 0 | 0 | 0 | 0 | |
| - | 8 | Lui Justin | L | 0 | 0 | 0 | 0 | |
| - | 10 | Hofer Brodie | OH | 0 | 0 | 0 | 0 | |
| - | 12 | Bere Jackson | MB | 0 | 0 | 0 | 0 | |
| - | 13 | McCarthy Fynnian Lionel | MB | 0 | 0 | 0 | 0 | |
| - | 14 | Loeppky Eric | OH | 0 | 0 | 0 | 0 | |
| - | 24 | Elser Mathias | S | 0 | 2 | 1 | 3 | |
| Total Team | | | | 17 | 13 | 29 | 59 | 3.40 |

| Rk | No | Name | Pos. | Serve | | Serve Hits | Total Attempts | Avg. by set |
|-------------------|----|-------------------------|------|-------|--------|------------|----------------|-------------|
| | | | | Aces | Faults | | | |
| 1 | 11 | Ketrzynski Xander | OP | 4 | 5 | 9 | 18 | 0.80 |
| 2 | 21 | Walsh Brett James | S | 2 | 3 | 21 | 26 | 0.40 |
| | 24 | Elser Mathias | S | 2 | 6 | 9 | 17 | 0.40 |
| 4 | 23 | Demyanenko Danny | MB | 1 | 5 | 13 | 19 | 0.20 |
| - | 3 | Elser Jesse | OH | 0 | 0 | 1 | 1 | |
| - | 5 | Howe Jackson | MB | 0 | 0 | 11 | 11 | |
| - | 6 | Pereira Jordan | L | 0 | 0 | 0 | 0 | |
| - | 7 | Eshenko Pearson | MB | 0 | 1 | 1 | 2 | |
| - | 8 | Lui Justin | L | 0 | 0 | 0 | 0 | |
| - | 10 | Hofer Brodie | OH | 0 | 0 | 0 | 0 | |
| - | 12 | Bere Jackson | MB | 0 | 0 | 0 | 0 | |
| - | 13 | McCarthy Fynnian Lionel | MB | 0 | 0 | 0 | 0 | |
| - | 14 | Loeppky Eric | OH | 0 | 0 | 0 | 0 | |
| - | 17 | Koppers Brandon | OH | 0 | 5 | 9 | 14 | |
| Total Team | | | | 9 | 25 | 74 | 108 | 1.80 |

| Team | Total Team | 29 | 0 | | 29 |
|------|------------|----|---|--|----|
|------|------------|----|---|--|----|

|  Dig | Rk | No | Name | Pos. | Digs | Faults | Receptions | Total Attempts | Avg. by set |
|---|----|-------------------------|-------------------|------|------|--------|------------|----------------|-------------|
| | 1 | 8 | Lui Justin | L | 16 | 5 | 0 | 21 | 3.20 |
| | 2 | 24 | Elser Mathias | S | 8 | 10 | 0 | 18 | 1.60 |
| | 3 | 11 | Ketrzynski Xander | OP | 7 | 4 | 0 | 11 | 1.40 |
| | 4 | 17 | Koppers Brandon | OH | 6 | 8 | 2 | 16 | 1.20 |
| | | 21 | Walsh Brett James | S | 6 | 4 | 0 | 10 | 1.20 |
| | 6 | 23 | Demyanenko Danny | MB | 3 | 2 | 0 | 5 | 0.60 |
| | 7 | 5 | Howe Jackson | MB | 2 | 3 | 1 | 6 | 0.40 |
| | | 7 | Eshenko Pearson | MB | 2 | 0 | 0 | 2 | 0.40 |
| | 9 | 3 | Elser Jesse | OH | 1 | 0 | 0 | 1 | 0.20 |
| - | 6 | Pereira Jordan | L | 0 | 0 | 0 | 0 | | |
| - | 10 | Hofer Brodie | OH | 0 | 0 | 0 | 0 | | |
| - | 12 | Bere Jackson | MB | 0 | 0 | 0 | 0 | | |
| - | 13 | McCarthy Fynnian Lionel | MB | 0 | 0 | 0 | 0 | | |
| - | 14 | Loeppky Eric | OH | 0 | 0 | 0 | 0 | | |
| Total Team | | | | | 51 | 36 | 3 | 90 | 10.20 |

|  Set | Rk | No | Name | Pos. | Running Sets | Faults | Still Sets | Total Attempts | Avg. by set |
|---|----|-------------------------|-------------------|------|--------------|--------|------------|----------------|-------------|
| | 1 | 21 | Walsh Brett James | S | 29 | 2 | 55 | 86 | 5.80 |
| | - | 3 | Elser Jesse | OH | 0 | 0 | 0 | 0 | |
| | - | 5 | Howe Jackson | MB | 0 | 0 | 0 | 0 | |
| | - | 6 | Pereira Jordan | L | 0 | 0 | 0 | 0 | |
| | - | 7 | Eshenko Pearson | MB | 0 | 0 | 1 | 1 | |
| | - | 8 | Lui Justin | L | 0 | 0 | 0 | 0 | |
| | - | 10 | Hofer Brodie | OH | 0 | 0 | 0 | 0 | |
| | - | 11 | Ketrzynski Xander | OP | 0 | 0 | 1 | 1 | |
| | - | 12 | Bere Jackson | MB | 0 | 0 | 0 | 0 | |
| - | 13 | McCarthy Fynnian Lionel | MB | 0 | 0 | 0 | 0 | | |
| - | 14 | Loeppky Eric | OH | 0 | 0 | 0 | 0 | | |
| - | 17 | Koppers Brandon | OH | 0 | 1 | 2 | 3 | | |
| - | 23 | Demyanenko Danny | MB | 0 | 0 | 0 | 0 | | |
| - | 24 | Elser Mathias | S | 0 | 0 | 2 | 2 | | |
| Total Team | | | | | 29 | 3 | 61 | 93 | 5.80 |

|  Reception Limit: 20.00% | Rk | No | Name | Pos. | Excellents | Faults | Serve Receptions | Total Attempts | Eff. % |
|--|----|-------------------------|-------------------|------|------------|--------|------------------|----------------|--------|
| | 1 | 8 | Lui Justin | L | 18 | 1 | 9 | 28 | 60.71 |
| | 2 | 17 | Koppers Brandon | OH | 15 | 0 | 10 | 25 | 60.00 |
| | 3 | 24 | Elser Mathias | S | 11 | 2 | 9 | 22 | 40.91 |
| | - | 3 | Elser Jesse | OH | 1 | 1 | 1 | 3 | |
| | - | 5 | Howe Jackson | MB | 0 | 0 | 0 | 0 | |
| | - | 6 | Pereira Jordan | L | 0 | 0 | 0 | 0 | |
| | - | 7 | Eshenko Pearson | MB | 0 | 0 | 0 | 0 | |
| | - | 10 | Hofer Brodie | OH | 0 | 0 | 0 | 0 | |
| | - | 11 | Ketrzynski Xander | OP | 0 | 0 | 0 | 0 | |
| - | 12 | Bere Jackson | MB | 0 | 0 | 0 | 0 | | |
| - | 13 | McCarthy Fynnian Lionel | MB | 0 | 0 | 0 | 0 | | |
| - | 14 | Loeppky Eric | OH | 0 | 0 | 0 | 0 | | |
| - | 21 | Walsh Brett James | S | 0 | 0 | 0 | 0 | | |
| - | 23 | Demyanenko Danny | MB | 0 | 0 | 0 | 0 | | |
| Total Team | | | | | 45 | 4 | 29 | 78 | 52.56 |