



NORCECA Senior Men Continental Championship 2021




P-3 Match players ranking

Match: 18 Date: 22/08/2021 Spectators: 1,200
 City: Durango
 Hall: Auditorio del Pueblo
 Match duration: Start: 21:00 End: 22:23 Total: 1:23

Teams	Sets	1	2	3	4	5	Total
MEX	0	22	17	18			57
CAN	3	25	25	25			75
Duration:		0:26	0:25	0:26			1:17




MEX • Mexico



Attack

Limit: 15.00%

Rk	No	Name	Pos.	Attacks	Faults	Shots	Total Attempts	Succ. %
1	7	González Castañeda Diego	OP	9	4	6	19	47.37
2	23	Lopez Rios Josue De Jesus	OH	3	6	2	11	27.27
-	2	Hernández Cabrera Jorge Ariel	OH	6	2	2	10	
-	3	Garay Nava Ridl Alexis	OP	2	2	2	6	
-	8	Fuentes Rascon Mauro Isaac	OH	1	1	2	4	
-	9	Tellez Rodriguez Axel Manuel	MB	5	3	2	10	
-	10	Rangel Pedro	S	0	1	1	2	
-	13	Martinez Alan Gabriel	L	0	0	0	0	
-	14	Cruz Mendoza Gabriel	MB	1	0	2	3	
-	15	Aranda Christian	S	0	0	0	0	
-	16	Chávez Pasos Miguel Antonio	MB	0	0	2	2	
-	17	Parra Valenzuela Victor Manuel	MB	0	0	1	1	
-	20	Mendoza Perdomo José Roberto	L	0	0	0	0	
-	25	Olvera Sanchez Francisco Eduardo	OH	0	0	0	0	
Total Team				27	19	22	68	39.71



Block

Rk	No	Name	Pos.	Kill Blocks	Faults	Rebounds	Total Attempts	Avg. by set
1	9	Tellez Rodriguez Axel Manuel	MB	1	2	3	6	0.33
	14	Cruz Mendoza Gabriel	MB	1	5	1	7	0.33
	23	Lopez Rios Josue De Jesus	OH	1	4	0	5	0.33
-	2	Hernández Cabrera Jorge Ariel	OH	0	2	0	2	
-	3	Garay Nava Ridl Alexis	OP	0	1	1	2	
-	7	González Castañeda Diego	OP	0	1	2	3	
-	8	Fuentes Rascon Mauro Isaac	OH	0	0	0	0	
-	10	Rangel Pedro	S	0	0	3	3	
-	13	Martinez Alan Gabriel	L	0	0	0	0	
-	15	Aranda Christian	S	0	0	0	0	
-	16	Chávez Pasos Miguel Antonio	MB	0	2	0	2	
-	17	Parra Valenzuela Victor Manuel	MB	0	1	0	1	
-	20	Mendoza Perdomo José Roberto	L	0	0	0	0	
-	25	Olvera Sanchez Francisco Eduardo	OH	0	0	0	0	
Total Team				3	18	10	31	1.00




Serve


Rk	No	Name	Pos.	Aces	Faults	Serve Hits	Total Attempts	Avg. by set
1	9	Tellez Rodriguez Axel Manuel	MB	1	2	5	8	0.33
-	2	Hernández Cabrera Jorge Ariel	OH	0	3	4	7	
-	3	Garay Nava Ridl Alexis	OP	0	1	2	3	
-	7	González Castañeda Diego	OP	0	3	3	6	
-	8	Fuentes Rascon Mauro Isaac	OH	0	1	0	1	
-	10	Rangel Pedro	S	0	3	9	12	
-	13	Martinez Alan Gabriel	L	0	0	0	0	
-	14	Cruz Mendoza Gabriel	MB	0	0	7	7	
-	15	Aranda Christian	S	0	0	0	0	
-	16	Chávez Pasos Miguel Antonio	MB	0	0	6	6	
-	17	Parra Valenzuela Victor Manuel	MB	0	1	0	1	
-	20	Mendoza Perdomo José Roberto	L	0	0	0	0	
-	23	Lopez Rios Josue De Jesus	OH	0	2	5	7	
-	25	Olvera Sanchez Francisco Eduardo	OH	0	0	1	1	
Total Team				1	16	42	59	0.33



Team	Total Team	26	0	26
------	------------	----	---	----


 Dig	Rk	No	Name	Pos.	Digs	Faults	Receptions	Total Attempts	Avg. by set
	1	20	Mendoza Perdomo José Roberto	L	5	3	0	8	1.67
2	10	Rangel Pedro	S	4	1	1	6	1.33	
3	2	Hernández Cabrera Jorge Ariel	OH	3	3	0	6	1.00	
	23	Lopez Rios Josue De Jesus	OH	3	1	1	5	1.00	
5	16	Chávez Pasos Miguel Antonio	MB	2	0	0	2	0.67	
6	3	Garay Nava Ridl Alexis	OP	1	1	0	2	0.33	
	7	González Castañeda Diego	OP	1	1	0	2	0.33	
	9	Tellez Rodriguez Axel Manuel	MB	1	0	0	1	0.33	
	14	Cruz Mendoza Gabriel	MB	1	0	0	1	0.33	
-	8	Fuentes Rascon Mauro Isaac	OH	0	1	0	1		
-	13	Martinez Alan Gabriel	L	0	0	0	0		
-	15	Aranda Christian	S	0	1	0	1		
-	17	Parra Valenzuela Victor Manuel	MB	0	0	0	0		
-	25	Olvera Sanchez Francisco Eduardo	OH	0	1	0	1		
Total Team					21	13	2	36	7.00


 Set	Rk	No	Name	Pos.	Running Sets	Faults	Still Sets	Total Attempts	Avg. by set
	1	10	Rangel Pedro	S	36	1	15	52	12.00
2	15	Aranda Christian	S	4	0	0	4	1.33	
-	2	Hernández Cabrera Jorge Ariel	OH	0	0	2	2		
-	3	Garay Nava Ridl Alexis	OP	0	0	0	0		
-	7	González Castañeda Diego	OP	0	0	0	0		
-	8	Fuentes Rascon Mauro Isaac	OH	0	0	0	0		
-	9	Tellez Rodriguez Axel Manuel	MB	0	0	0	0		
-	13	Martinez Alan Gabriel	L	0	0	0	0		
-	14	Cruz Mendoza Gabriel	MB	0	0	2	2		
-	16	Chávez Pasos Miguel Antonio	MB	0	0	0	0		
-	17	Parra Valenzuela Victor Manuel	MB	0	0	0	0		
-	20	Mendoza Perdomo José Roberto	L	0	0	0	0		
-	23	Lopez Rios Josue De Jesus	OH	0	0	1	1		
-	25	Olvera Sanchez Francisco Eduardo	OH	0	0	0	0		
Total Team					40	1	20	61	13.33


 Reception	Rk	No	Name	Pos.	Excellents	Faults	Serve Receptions	Total Attempts	Eff. %
	1	2	Hernández Cabrera Jorge Ariel	OH	13	2	8	23	47.83
2	20	Mendoza Perdomo José Roberto	L	8	3	7	18	27.78	
-	3	Garay Nava Ridl Alexis	OP	0	0	0	0		
-	7	González Castañeda Diego	OP	1	0	0	1		
-	8	Fuentes Rascon Mauro Isaac	OH	2	0	0	2		
-	9	Tellez Rodriguez Axel Manuel	MB	1	0	1	2		
-	10	Rangel Pedro	S	0	0	0	0		
-	13	Martinez Alan Gabriel	L	0	0	0	0		
-	14	Cruz Mendoza Gabriel	MB	0	0	0	0		
-	15	Aranda Christian	S	0	0	0	0		
-	16	Chávez Pasos Miguel Antonio	MB	0	0	0	0		
-	17	Parra Valenzuela Victor Manuel	MB	1	0	0	1		
-	23	Lopez Rios Josue De Jesus	OH	3	3	5	11		
-	25	Olvera Sanchez Francisco Eduardo	OH	0	0	0	0		
Total Team					29	8	21	58	36.21

Limit: 20.00%





 Attack Limit: 15.00%	Rk	No	Name	Pos.	Attacks	Faults	Shots	Total Attempts	Succ. %
	1	13	McCarthy Fynnian Lionel	MB	5	0	4	9	55.56
	2	17	Koppers Brandon	OH	9	5	6	20	45.00
	3	11	Ketrzynski Xander	OP	4	5	4	13	30.77
	-	3	Elser Jesse	OH	2	0	0	2	
	-	5	Howe Jackson	MB	2	0	2	4	
	-	6	Pereira Jordan	OH	0	0	0	0	
	-	7	Eshenko Pearson	MB	0	0	0	0	
	-	8	Lui Justin	L	0	0	0	0	
	-	12	Bere Jackson	MB	0	0	0	0	
-	21	Walsh Brett James	S	0	0	1	1		
-	23	Demyanenko Danny	MB	6	0	0	6		
-	24	Elser Mathias	S	1	0	3	4		
Total Team					29	10	20	59	49.15


 Block	Rk	No	Name	Pos.	Kill Blocks	Faults	Rebounds	Total Attempts	Avg. by set
	1	21	Walsh Brett James	S	3	0	0	3	1.00
		23	Demyanenko Danny	MB	3	4	6	13	1.00
	3	3	Elser Jesse	OH	1	1	1	3	0.33
		17	Koppers Brandon	OH	1	1	4	6	0.33
		24	Elser Mathias	S	1	1	1	3	0.33
	-	5	Howe Jackson	MB	0	2	2	4	
	-	6	Pereira Jordan	OH	0	0	0	0	
	-	7	Eshenko Pearson	MB	0	0	0	0	
	-	8	Lui Justin	L	0	0	0	0	
-	11	Ketrzynski Xander	OP	0	0	0	0		
-	12	Bere Jackson	MB	0	0	0	0		
-	13	McCarthy Fynnian Lionel	MB	0	0	4	4		
Total Team					9	9	18	36	3.00

 Serve	Rk	No	Name	Pos.	Aces	Faults	Serve Hits	Total Attempts	Avg. by set
	1	24	Elser Mathias	S	6	4	10	20	2.00
	2	23	Demyanenko Danny	MB	2	3	6	11	0.67
	-	3	Elser Jesse	OH	0	1	1	2	
	-	5	Howe Jackson	MB	0	1	12	13	
	-	6	Pereira Jordan	OH	0	0	0	0	
	-	7	Eshenko Pearson	MB	0	0	0	0	
	-	8	Lui Justin	L	0	0	0	0	
	-	11	Ketrzynski Xander	OP	0	3	0	3	
	-	12	Bere Jackson	MB	0	0	0	0	
-	13	McCarthy Fynnian Lionel	MB	0	2	6	8		
-	17	Koppers Brandon	OH	0	1	4	5		
-	21	Walsh Brett James	S	0	0	11	11		
Total Team					8	15	50	73	2.67

Team	Total Team	29	0		29
------	------------	----	---	--	----

 Dig	Rk	No	Name	Pos.	Digs	Faults	Receptions	Total Attempts	Avg. by set
	1	8	Lui Justin	L	13	2	0	15	4.33
	2	23	Demyanenko Danny	MB	3	0	0	3	1.00
	3	11	Ketrzynski Xander	OP	2	3	0	5	0.67
		13	McCarthy Fynnian Lionel	MB	2	1	0	3	0.67
		17	Koppers Brandon	OH	2	3	0	5	0.67
		24	Elser Mathias	S	2	3	0	5	0.67
	7	21	Walsh Brett James	S	1	3	1	5	0.33
	-	3	Elser Jesse	OH	0	4	0	4	
	-	5	Howe Jackson	MB	0	1	0	1	
-	6	Pereira Jordan	OH	0	0	0	0		
-	7	Eshenko Pearson	MB	0	0	0	0		
-	12	Bere Jackson	MB	0	0	0	0		
Total Team					25	20	1	46	8.33

 Set	Rk	No	Name	Pos.	Running Sets	Faults	Still Sets	Total Attempts	Avg. by set
	1	21	Walsh Brett James	S	26	0	24	50	8.67
	-	3	Elser Jesse	OH	0	0	0	0	
	-	5	Howe Jackson	MB	0	0	0	0	
	-	6	Pereira Jordan	OH	0	0	0	0	
	-	7	Eshenko Pearson	MB	0	0	0	0	
	-	8	Lui Justin	L	0	0	0	0	
	-	11	Ketrzynski Xander	OP	0	0	0	0	
	-	12	Bere Jackson	MB	0	0	0	0	
	-	13	McCarthy Fynnian Lionel	MB	0	0	1	1	
-	17	Koppers Brandon	OH	0	1	0	1		
-	23	Demyanenko Danny	MB	0	0	0	0		
-	24	Elser Mathias	S	0	0	0	0		
Total Team					26	1	25	52	8.67

 Reception Limit: 20.00%	Rk	No	Name	Pos.	Excellents	Faults	Serve Receptions	Total Attempts	Eff. %
	1	17	Koppers Brandon	OH	7	0	3	10	70.00
	2	8	Lui Justin	L	5	0	8	13	38.46
	3	24	Elser Mathias	S	3	2	11	16	6.25
	-	3	Elser Jesse	OH	0	0	1	1	
	-	5	Howe Jackson	MB	0	0	1	1	
	-	6	Pereira Jordan	OH	0	0	0	0	
	-	7	Eshenko Pearson	MB	0	0	0	0	
	-	11	Ketrzynski Xander	OP	0	0	0	0	
	-	12	Bere Jackson	MB	0	0	0	0	
-	13	McCarthy Fynnian Lionel	MB	0	0	0	0		
-	21	Walsh Brett James	S	1	0	0	1		
-	23	Demyanenko Danny	MB	0	0	1	1		
Total Team					16	2	25	43	32.56