



2022 Boys U19 Pan American Cup


[P-3] Match players ranking





Match: 5 **Date:** 24/05/2022 **Spectators:** 200
City: Guatemala City
Hall: Guatemala City Dome
Match duration: **Start:** 14:00 **End:** 15:22 **Total:** 1:22

Teams	Sets	1	2	3	4	5	Total
CRC	0	20	17	15			52
USA	3	25	25	25			75
Duration:		0:26	0:22	0:25			1:13




 Attack Limit: 15.00%	Rk	No	Name	Pos.	Attacks	Faults	Shots	Total Attempts	Succ. %
	1	19	Grant Brown Stanley	OH	7	6	11	24	29.17
	2	5	Córdoba Arias David Nassar	MB	5	3	14	22	22.73
	-	1	Vargas Arik Kaan Andres	L	0	0	0	0	
	-	4	Núñez Alvarado Bradley Josué	S	0	0	0	0	
	-	7	Alpizar Vargas Josue	OP	0	0	0	0	
	-	8	Vanega Romero Jeremy Antonio	MB	1	0	5	6	
	-	11	Parra Pérez Kevin Josué	OH	2	2	4	8	
	-	12	Obando Ventura Gabriel	S	0	0	2	2	
	-	14	González Alvarado Josue David	OP	0	1	0	1	
-	16	Barrantes Forero David	OH	1	1	8	10		
-	24	Corboba Arias Naygell Daniel	MB	0	0	0	0		
Total Team					16	13	44	73	21.92


 Block	Rk	No	Name	Pos.	Kill Blocks	Faults	Rebounds	Total Attempts	Avg. by set
	1	5	Córdoba Arias David Nassar	MB	3	3	3	9	1.00
	2	8	Vanega Romero Jeremy Antonio	MB	1	3	3	7	0.33
	-	1	Vargas Arik Kaan Andres	L	0	0	0	0	
	-	4	Núñez Alvarado Bradley Josué	S	0	0	0	0	
	-	7	Alpizar Vargas Josue	OP	0	0	0	0	
	-	11	Parra Pérez Kevin Josué	OH	0	1	2	3	
	-	12	Obando Ventura Gabriel	S	0	0	0	0	
	-	14	González Alvarado Josue David	OP	0	2	0	2	
	-	16	Barrantes Forero David	OH	0	3	5	8	
-	19	Grant Brown Stanley	OH	0	1	1	2		
-	24	Corboba Arias Naygell Daniel	MB	0	0	0	0		
Total Team					4	13	14	31	1.33


 Serve	Rk	No	Name	Pos.	Aces	Faults	Serve Hits	Total Attempts	Avg. by set
	1	5	Córdoba Arias David Nassar	MB	1	2	5	8	0.33
		19	Grant Brown Stanley	OH	1	1	7	9	0.33
	-	1	Vargas Arik Kaan Andres	L	0	0	0	0	
	-	4	Núñez Alvarado Bradley Josué	S	0	0	3	3	
	-	7	Alpizar Vargas Josue	OP	0	0	0	0	
	-	8	Vanega Romero Jeremy Antonio	MB	0	1	5	6	
	-	11	Parra Pérez Kevin Josué	OH	0	1	9	10	
	-	12	Obando Ventura Gabriel	S	0	3	6	9	
	-	14	González Alvarado Josue David	OP	0	0	0	0	
-	16	Barrantes Forero David	OH	0	1	8	9		
-	24	Corboba Arias Naygell Daniel	MB	0	0	0	0		
Total Team					2	9	43	54	0.67

Team	Total Team	30	0		30	
------	------------	----	---	--	----	--



 Dig	Rk	No	Name	Pos.	Digs	Faults	Receptions	Total Attempts	Avg. by set
	-	1	Vargas Arik Kaan Andres	L	0	9	12	21	
	-	4	Núñez Alvarado Bradley Josué	S	0	0	0	0	
	-	5	Córdoba Arias David Nassar	MB	0	3	5	8	
	-	7	Alpizar Vargas Josue	OP	0	0	0	0	
	-	8	Vanega Romero Jeremy Antonio	MB	0	4	0	4	
	-	11	Parra Pérez Kevin Josué	OH	0	3	5	8	
	-	12	Obando Ventura Gabriel	S	0	10	5	15	
	-	14	González Alvarado Josue David	OP	0	0	0	0	
	-	16	Barrantes Forero David	OH	0	1	1	2	
-	19	Grant Brown Stanley	OH	0	3	0	3		
-	24	Corboba Arias Naygell Daniel	MB	0	0	0	0		
Total Team					0	33	28	61	

 Set	Rk	No	Name	Pos.	Running Sets	Faults	Still Sets	Total Attempts	Avg. by set
	1	12	Obando Ventura Gabriel	S	11	1	44	56	3.67
	-	1	Vargas Arik Kaan Andres	L	0	0	3	3	
	-	4	Núñez Alvarado Bradley Josué	S	0	1	5	6	
	-	5	Córdoba Arias David Nassar	MB	0	0	2	2	
	-	7	Alpizar Vargas Josue	OP	0	0	0	0	
	-	8	Vanega Romero Jeremy Antonio	MB	0	0	0	0	
	-	11	Parra Pérez Kevin Josué	OH	0	0	1	1	
	-	14	González Alvarado Josue David	OP	0	0	0	0	
	-	16	Barrantes Forero David	OH	0	0	0	0	
-	19	Grant Brown Stanley	OH	0	0	2	2		
-	24	Corboba Arias Naygell Daniel	MB	0	0	0	0		
Total Team					11	2	57	70	3.67

 Reception Limit: 20.00%	Rk	No	Name	Pos.	Excellents	Faults	Serve Receptions	Total Attempts	Eff. %
	1	1	Vargas Arik Kaan Andres	L	1	3	26	30	-6.67
	-	4	Núñez Alvarado Bradley Josué	S	0	0	0	0	
	-	5	Córdoba Arias David Nassar	MB	0	1	10	11	
	-	7	Alpizar Vargas Josue	OP	0	0	0	0	
	-	8	Vanega Romero Jeremy Antonio	MB	0	0	0	0	
	-	11	Parra Pérez Kevin Josué	OH	1	1	3	5	
	-	12	Obando Ventura Gabriel	S	0	0	1	1	
	-	14	González Alvarado Josue David	OP	0	0	0	0	
	-	16	Barrantes Forero David	OH	0	0	0	0	
-	19	Grant Brown Stanley	OH	2	0	8	10		
-	24	Corboba Arias Naygell Daniel	MB	0	0	0	0		
Total Team					4	5	48	57	-1.75



USA • USA



Attack

Limit: 15.00%

Rk	No	Name	Pos.	Attacks	Faults	Shots	Total Attempts	Succ. %
1	6	Loiola Victor	OH	13	2	7	22	59.09
2	4	Bishop Quinn	OH	9	6	7	22	40.91
-	1	Larson Kellen	L	0	0	0	0	
-	8	Vaccaro Jameson	OH	4	1	2	7	
-	9	Blanchette Caleb	S	2	0	2	4	
-	11	Kearney Finn	OP	3	0	0	3	
-	12	Foley Sterling	OH	0	0	0	0	
-	13	Kelly Sean	OH	0	0	0	0	
-	16	Rosenthal Tread	S	0	0	0	0	
-	17	Wainwright Reed	MB	4	0	1	5	
-	18	Whitfield Tristan	MB	3	3	1	7	
-	19	Carreira Caiden	MB	2	2	4	8	
Total Team				40	14	24	78	51.28



Block

Rk	No	Name	Pos.	Kill Blocks	Faults	Rebounds	Total Attempts	Avg. by set
1	8	Vaccaro Jameson	OH	4	1	1	6	1.33
2	9	Blanchette Caleb	S	2	1	0	3	0.67
	19	Carreira Caiden	MB	2	2	2	6	0.67
4	4	Bishop Quinn	OH	1	1	1	3	0.33
	6	Loiola Victor	OH	1	2	1	4	0.33
-	1	Larson Kellen	L	0	0	0	0	
-	11	Kearney Finn	OP	0	0	0	0	
-	12	Foley Sterling	OH	0	0	0	0	
-	13	Kelly Sean	OH	0	0	0	0	
-	16	Rosenthal Tread	S	0	0	0	0	
-	17	Wainwright Reed	MB	0	1	2	3	
-	18	Whitfield Tristan	MB	0	0	1	1	
Total Team				10	8	8	26	3.33





Serve


Rk	No	Name	Pos.	Aces	Faults	Serve Hits	Total Attempts	Avg. by set
1	4	Bishop Quinn	OH	2	3	8	13	0.67
2	6	Loiola Victor	OH	1	3	6	10	0.33
	8	Vaccaro Jameson	OH	1	5	7	13	0.33
	9	Blanchette Caleb	S	1	1	5	7	0.33
	18	Whitfield Tristan	MB	1	1	9	11	0.33
-	1	Larson Kellen	L	0	0	0	0	
-	11	Kearney Finn	OP	0	0	1	1	
-	12	Foley Sterling	OH	0	0	0	0	
-	13	Kelly Sean	OH	0	0	0	0	
-	16	Rosenthal Tread	S	0	0	1	1	
-	17	Wainwright Reed	MB	0	2	7	9	
-	19	Carreira Caiden	MB	0	1	7	8	
Total Team				6	16	51	73	2.00

Team

Total Team		19	0		19	
------------	--	----	---	--	----	--

 Dig	Rk	No	Name	Pos.	Digs	Faults	Receptions	Total Attempts	Avg. by set
	1	1	Larson Kellen	L	9	4	7	20	3.00
	2	18	Whitfield Tristan	MB	3	2	3	8	1.00
	3	4	Bishop Quinn	OH	2	0	2	4	0.67
	4	8	Vaccaro Jameson	OH	1	0	4	5	0.33
	-	6	Loiola Victor	OH	0	0	5	5	
	-	9	Blanchette Caleb	S	0	2	3	5	
	-	11	Kearney Finn	OP	0	0	1	1	
	-	12	Foley Sterling	OH	0	0	0	0	
	-	13	Kelly Sean	OH	0	0	0	0	
-	16	Rosenthal Tread	S	0	1	0	1		
-	17	Wainwright Reed	MB	0	0	1	1		
-	19	Carreira Caiden	MB	0	2	1	3		
Total Team					15	11	27	53	5.00

 Set	Rk	No	Name	Pos.	Running Sets	Faults	Still Sets	Total Attempts	Avg. by set
	1	9	Blanchette Caleb	S	18	1	40	59	6.00
	2	16	Rosenthal Tread	S	5	0	8	13	1.67
	-	1	Larson Kellen	L	0	0	2	2	
	-	4	Bishop Quinn	OH	0	0	1	1	
	-	6	Loiola Victor	OH	0	0	1	1	
	-	8	Vaccaro Jameson	OH	0	0	0	0	
	-	11	Kearney Finn	OP	0	0	0	0	
	-	12	Foley Sterling	OH	0	0	0	0	
	-	13	Kelly Sean	OH	0	0	0	0	
-	17	Wainwright Reed	MB	0	0	0	0		
-	18	Whitfield Tristan	MB	0	0	0	0		
-	19	Carreira Caiden	MB	0	0	0	0		
Total Team					23	1	52	76	7.67

 Reception Limit: 20.00%	Rk	No	Name	Pos.	Excellents	Faults	Serve Receptions	Total Attempts	Eff. %
	1	1	Larson Kellen	L	12	1	8	21	52.38
	2	6	Loiola Victor	OH	2	0	11	13	15.38
	3	4	Bishop Quinn	OH	2	1	7	10	10.00
	-	8	Vaccaro Jameson	OH	0	0	0	0	
	-	9	Blanchette Caleb	S	0	0	0	0	
	-	11	Kearney Finn	OP	0	0	0	0	
	-	12	Foley Sterling	OH	0	0	0	0	
	-	13	Kelly Sean	OH	0	0	0	0	
	-	16	Rosenthal Tread	S	0	0	0	0	
-	17	Wainwright Reed	MB	0	0	0	0		
-	18	Whitfield Tristan	MB	0	0	0	0		
-	19	Carreira Caiden	MB	1	0	0	1		
Total Team					17	2	26	45	33.33